

BIRLA CENTRAL LIBRARY

PIHANI (RAJASTHAN)

Call N. 620.00151

P665

A N 31731

Acc. No.....

ISSUE LABEL

Not later than the latest date stamped below.

--	--	--

Applied Mathematics for Engineers and Physicists

by **LOUIS A. PIPES, Ph.D.**

*Associate Professor of Engineering,
University of California
Formerly of Harvard University*

FIRST EDITION
FOURTH IMPRESSION

New York and London
McGRAW-HILL BOOK COMPANY, INC.

1946

APPLIED MATHEMATICS FOR ENGINEERS AND PHYSICISTS

COPYRIGHT, 1946, BY THE
MCGRAW-HILL BOOK COMPANY, INC.

PRINTED IN THE UNITED STATES OF AMERICA

*All rights reserved. This book, or
parts thereof, may not be reproduced
in any form without permission of
the publishers.*

Prejace

There has been a great impetus given during the last few years to the application of mathematical analysis for the solution of technical problems. This interest in the use of mathematics by the technologist is a result of the remarkable developments that have appeared in the various branches of engineering and physics as a result of close collaboration of theory and experiment in the research laboratories of industrial plants and elsewhere.

A half a century ago, engineers regarded the differential and integral calculus as a mystery beyond the reach of the majority. However, at present, the engineering student takes the calculus in his stride. The use of complex quantities in the solution of electrical and mechanical problems has brought the engineer to at least a superficial study of the rudiments of the complex variable. Other studies of the behavior of systems of technical importance have ushered in matrix algebra, operational methods, the study of orthogonal functions, partial differential equations, and other mathematical techniques into the required mathematical equipment of a person who uses mathematics to solve technical problems of various kinds, such as acoustical, electrical, aeronautical, mechanical, thermal, etc.

During the past five years, the author has given a course in applied mathematics at the Graduate School of Engineering of Harvard University. This course is designed to acquaint graduate students in engineering and physics with the mathematical methods used in solving technical problems.

By its nature, this course appeals to a group of students of very diversified interests, and it was found that although many excellent texts exist, nevertheless most of them are not directly concerned with actual applications of mathematics to technical problems, or if they are, they are somewhat too specialized in different fields. Accordingly, the author found it necessary to prepare some mimeographed lecture notes from which this book has been developed.

Since this text is intended to illustrate the use of mathematical analysis in the solution of technical problems, it must be remembered that lack of space does not permit the inclusion of rigorous proofs for all the mathematical statements discussed. However, the bibliographies at the end of each chapter contain references to treatises on pure mathematics where the reader who desires more rigorous discussions of certain theorems and statements will readily find them.

The author wishes to thank Dr. P. LeCorbeiller for reading the page proof and making many valuable suggestions. The author also wishes to acknowledge the assistance given him by Mr. C. T. Tai, who devoted a great deal of time in reading the galley proof and checking the figures.

LOUIS A. PIPES.

CAMBRIDGE, MASS.,
July, 1946.

Contents

Preface.	Page v
------------------	-----------

Chapter I

INFINITE SERIES.	1
--------------------------	---

Introduction—Definition.—The Geometric Series—Convergent and Divergent Series—General Theorems—The Comparison Test—Cauchy's Integral Test—Cauchy's Ratio Test—Alternating Series—Absolute Convergence—Power Series—Theorems Regarding Power Series—Series of Functions and Uniform Convergence—Integration and Differentiation of Series—Taylor's Series—Symbolic Form of Taylor's Series—Evaluation of Integrals by Means of Power Series—Approximate Formulas Derived from Maclaurin's Series—Use of Series for the Computation of Functions—Evaluation of a Function Taking on an Indeterminate Form.

Chapter II

COMPLEX NUMBERS	38
---------------------------	----

Introduction—Complex Numbers—Rules for the Manipulation of Complex Numbers—Graphical Representation and Trigonometric Form—Powers and Roots—Exponential and Trigonometric Functions—The Hyperbolic Functions—The Logarithmic Function—The Inverse Hyperbolic and Trigonometric Functions.

Chapter III

MATHEMATICAL REPRESENTATION OF PERIODIC PHENOMENA, FOURIER SERIES AND THE FOURIER INTEGRAL	49
------------------------------------------------------------------------------------------------------	----

Introduction—Simple Harmonic Vibrations—Representation of More Complicated Periodic Phenomena, Fourier Series—Examples of Fourier Expansions of Functions—Some Remarks About Convergence of Fourier Series—Effective Values and the Average of a Product—Modulated Vibrations and Beats—The Propagation of Periodic Disturbances in the Form of Waves—The Fourier Integral.

Chapter IV

LINEAR ALGEBRAIC EQUATIONS, DETERMINANTS
AND MATRICES. 69

Introduction—Simple Determinants—Fundamental Definitions—The Laplace Expansion—Fundamental Properties of Determinants—The Evaluation of Numerical Determinants—Definition of a Matrix—Special Matrices—Equality of Matrices, Addition and Subtraction—Multiplication of Matrices—Matrix Division, the Inverse Matrix—The Reversal Law in Transposed and Reciprocated Products—Properties of Diagonal and Unit Matrices—Matrices Partitioned into Submatrices—Matrices of Special Types—The Solution of n Linear Equations in n Unknowns—Linear Transformations.

Chapter V

THE SOLUTION OF TRANSCENDENTAL AND POLY-
NOMIAL EQUATIONS 92

Introduction—Graphical Solution of Transcendental Equations—The Newton-Raphson Method—Solution of Cubic Equations—Graeffe's Root-squaring Method.

Chapter VI

LINEAR DIFFERENTIAL EQUATIONS WITH CONSTANT
COEFFICIENTS 106

Introduction—The Reduced Equation, the Complementary Function—Properties of the Operator $L_n(D)$ —The Method of Undetermined Coefficients—The Simple Direct Laplace Transform or Operation Method of Solving Linear Differential Equations with Constant Coefficients—The Direct Computation of Transforms—Systems of Linear Differential Equations with Constant Coefficients.

LAPLACIAN TRANSFORMS OF USE IN THE SOLUTION
OF DIFFERENTIAL EQUATIONS. 128

Introduction—Notation—Basic Theorems—Table of Laplace Transforms—Illustrative Examples.

Chapter VII

OSCILLATIONS OF LINEAR, LUMPED ELECTRICAL CIRCUITS. 141

Introduction—Electric Circuit Principles—Energy Considerations—Analysis of General Series Circuit—Discharge and Charge of a Condenser—Circuit with Mutual Inductance—Circuits Coupled by a Condenser—The Effect of Finite Potential Pulses—Analysis of the General Network—The Steady-state Solution.

Chapter VIII

ELASTIC VIBRATIONS OF SYSTEMS WITH A FINITE NUMBER OF DEGREES OF FREEDOM. 164

Introduction—Oscillating Systems with One Degree of Freedom—Two Degrees of Freedom—Lagrange's Equations—Proof of Lagrange's Equations—Small Oscillations of Conservative Systems—Solution of the Frequency Equation and Calculation of the Normal Modes by the Use of Matrices—Numerical Example, The Triple Pendulum—Nonconservative Systems—Forced Oscillations of a Nonconservative System.

Chapter IX

THE DIFFERENTIAL EQUATIONS OF THE THEORY OF STRUCTURES. 209

Introduction—The Deflection of a Loaded Cord—Stretched Cord with Elastic Support—The Deflection of Beams by Transverse Forces—Deflection of Beams on an Elastic Foundation—Buckling of a Uniform Column under Axial Load—The Vibration of Beams—Rayleigh's Method of Calculating Natural Frequencies.

Chapter X

THE CALCULUS OF FINITE DIFFERENCES AND LINEAR DIFFERENCE EQUATIONS WITH CONSTANT COEFFICIENTS 238

Introduction—The Fundamental Operators of the Calculus of Finite Differences—The Algebra of Operators—Fundamental Equations Satisfied by the Operators—Difference Tables—The

Gregory-Newton Interpolation Formula—The Derivative of a Tabulated Function—The Integral of a Tabulated Function—A Summation Formula—Difference Equation with Constant Coefficients—Oscillations of a Chain of Particles Connected by Strings—An Electrical Line with Discontinuous Leaks—Filter Circuits—Four Terminal Networks Connection with Matrix Algebra—Natural Frequencies of the Longitudinal Motions of Trains.

Chapter XI

PARTIAL DIFFERENTIATION. 270

Introduction—Partial Derivatives—The Symbolic Form of Taylor's Expansion—Differentiation of Composite Functions—Change of Variables—The First Differential—Differentiation of Implicit Functions—Maxima and Minima—Differentiation of a Definite Integral—Integration under the Integral Sign—Evaluation of Certain Definite Integrals—The Elements of the Calculus of Variations.

Chapter XII

THE GAMMA, BETA, AND ERROR FUNCTIONS. 300

Introduction—The Gamma Function—The Factorial, Gauss's Pi Function—The Value of $\Gamma(\frac{1}{2})$, Graph of the Gamma Function—The Beta Function—The Connection of the Beta Function and the Gamma Function—An Important Relation Involving Gamma Functions—The Error Function or Probability Integral.

Chapter XIII

~~BESSEL FUNCTIONS.~~ 307

Introduction—Bessel's Differential Equation—Series Solution of Bessel's Differential Equation—The Bessel Function of Order n of the Second Kind—Values of $J_n(x)$ and $Y_n(x)$ for Large and Small Values of x —Recurrence Formulas for $J_n(x)$ —Expressions for $J_n(x)$ When n Is Half an Odd Integer—The Bessel Functions of Order n of the Third Kind or Hankel Functions of Order n —Some Equivalent Forms of Bessel's Differential Equation—Modified Bessel Functions—The Ber and Bei Functions—Expansion in Series of Bessel Functions.

Chapter XIV

LEGENDRE'S DIFFERENTIAL EQUATION AND LEGENDRE POLYNOMIALS. 322

Introduction—Legendre's Differential Equation—Rodrigues' Formula for the Legendre Polynomials—Legendre's Function of the Second Kind—The Generating Function for $P_n(x)$ —The Legendre Coefficients—The Orthogonality of $P_n(x)$ —Expansion of an Arbitrary Function in a Series of Legendre Polynomials—Associated Legendre Polynomials.

Chapter XV

VECTOR ANALYSIS 333

Introduction—The Concept of a Vector—Addition and Subtraction of Vectors. Multiplication of a Vector by a Scalar—The Scalar Product of Two Vectors—The Vector Product of Two Vectors—Multiple Products—Differentiation of a Vector with Respect to the Time—The Gradient—The Divergence and Gauss's Theorem—The Curl of a Vector Field and Stokes's Theorem—Successive Applications of the Operator ∇ —Orthogonal Curvilinear Coordinates—Application to Hydrodynamics—The Equation of Heat Flow in Solids—The Gravitational Potential—Maxwell's Equations—The Wave Equation—The Skin-effect or Diffusion Equation.

Chapter XVI

THE WAVE EQUATION 370

Introduction—The Transverse Vibrations of a Stretched String—D'Alembert's Solution; Waves on Strings—Harmonic Waves—Fourier Series Solution—Orthogonal Functions—The Oscillations of a Hanging Chain—The Vibrations of a Rectangular Membrane—The Vibrations of a Circular Membrane—The Telegraphist's or Transmission Line Equations.

Chapter XVII

~~SIMPLE~~ SOLUTIONS OF LAPLACE'S DIFFERENTIAL EQUATION 401

Introduction—Laplace's Equation in Cartesian, Cylindrical, and Spherical Coordinate Systems—Two-dimensional Steady

Flow of Heat—Cylindrical Harmonics—Conducting Cylinder in a Uniform Field—General Cylindrical Harmonics—Spherical Harmonics—The Potential of a Ring—The Potential about a Spherical Surface—General Properties of Harmonic Functions.

Chapter XVIII

THE EQUATION OF HEAT CONDUCTION OR DIFFUSION 425

Introduction—Variable Linear Flow—Electrical Analogy of Linear Heat Flow—Linear Flow in Semi-infinite Solid, Temperature on Face Given as Harmonic Function of the Time—Two-dimensional Heat Conduction—Temperatures in an Infinite Bar—Temperatures inside a Circular Plate—Skin Effect on a Plane Surface—Current Density in a Wire—General Theorems.

Chapter XIX

THE ELEMENTS OF THE THEORY OF THE COMPLEX VARIABLE. 447

Introduction—General Functions of a Complex Variable—The Derivative and the Cauchy-Riemann Differential Equations—Line Integrals of Complex Functions—Cauchy's Integral Theorem—Cauchy's Integral Formula—Taylor's Series—Laurent's Series—Residues, Cauchy's Residue Theorem—Singular Points of an Analytic Function—The Point at Infinity—Evaluation of Residues—Liouville's Theorem—Evaluation of Definite Integrals—Jordan's Lemma—Integrals Involving Multiple Valued Functions.

Chapter XX

THE SOLUTION OF TWO-DIMENSIONAL POTENTIAL PROBLEMS BY THE METHOD OF CONJUGATE FUNCTIONS. 478

Introduction—Conjugate Functions—Conformal Representation—Basic Principles of Electrostatics—The Transformation $z = k \cosh w$ —General Powers of z —The Transformation $w = \ln(z - a/z + a)$ —Determination of the Required Transformation When the Boundary Is Expressed in Parametric Form—Schwarz's Transformation—Polygon with One Angle—

Successive Transformations—The Parallel Plate Condenser
Flow out of a Channel—The Effect of a Wall on a Uniform
Field—Application to Hydrodynamics.

Chapter XXI

THE OPERATIONAL CALCULUS. 519

Introduction—The Fourier-Mellin Theorem—The Fundamen-
tai Rules—Calculation of Direct Transforms—Calculation of
Inverse Transforms—The Modified Integral—Impulsive Func-
tions—Heaviside's Rules—The Transforms of Periodic Func-
tions—Application of the Operational Calculus to the Solution
of Partial Differential Equations—Evaluation of Integrals—
Solution of Volterra's Integral Equation of the Second Kind—
Solution of Ordinary Differential Equations with Variable
Coefficients.

Chapter XXII

THE ANALYSIS OF NONLINEAR OSCILLATORY SYS-
TEMS 579

Introduction—Oscillator Damped by Solid Friction—The Free
Oscillations of a Pendulum—Restoring Force a General Func-
tion of the Displacement—An Operational Analysis of Non-
linear Dynamical Systems—Forced Vibrations of Nonlinear
Systems—Auto-oscillations. Relaxation Oscillations.

INDEX 613

APPLIED MATHEMATICS FOR ENGINEERS AND PHYSICISTS

CHAPTER I INFINITE SERIES

1. Introduction. This chapter will be devoted to the exposition of some of the properties of infinite series. Particular attention will be given to power series. The subject of infinite series is of extreme importance in applied mathematics. Infinite series make possible the numerical solution of many important physical problems. The solutions of certain differential equations that occur frequently in the mathematical solution of many physical problems are expressed in terms of infinite series, and a study of the properties of these solutions requires a knowledge of the manner in which infinite series may be manipulated. Hence it is essential that students of applied science acquire an intelligent understanding of the subject.

In this chapter some of the fundamental notions and concepts of infinite series will be discussed. The algebra and calculus of series will be developed, and some of the practical uses of series will be used as illustrations of the general principles.

2. Definitions. In this section we shall consider some fundamental definitions of the subject of infinite series.

Sequence. A sequence is a succession of terms formed according to some fixed rule or law. For example,

$$(2.1) \quad 1, 4, 9, 16, 25$$

and

$$(2.2) \quad x, x^2, \frac{x^3}{1 \cdot 2}, \frac{x^4}{1 \cdot 2 \cdot 3}$$

are sequences.

Series. A series is the indicated sum of the terms of a sequence. That is, from the foregoing sequences we obtain the series

$$(2.3) \quad 1 + 4 + 9 + 16 + 25$$

and

$$(2.4) \quad x + x^2 + \frac{x^3}{1 \cdot 2} + \frac{x^4}{1 \cdot 2 \cdot 3}$$

If the number of terms is limited, the sequence or series is said to be finite. If the number of terms is unlimited, the sequence or series is said to be an infinite sequence or series.

The general term, or n th term, is the expression that indicates the law of formation of the terms of the series. For example, in the preceding illustrations the general terms are

$$n^2 \text{ and } \frac{nx^n}{n!}$$

where $n!$ is the factorial number given by

$$(2.5) \quad n! = 1 \cdot 2 \cdot 3 \cdot \dots \cdot (n-1) \cdot n$$

3. The Geometric Series. Consider the series of n terms

$$(3.1) \quad S_n = a + ar + ar^2 + \dots + ar^{n-1}$$

This series is called the geometric series. A simple expression for S_n may be obtained for the sum S_n of the geometric series in the following manner.

Multiply (3.1) by r . We thus obtain

$$(3.2) \quad rS_n = (ar + ar^2 + ar^3 + \dots + ar^n)$$

Let us now subtract (3.1) from (3.2). This gives

$$(3.3) \quad rS_n - S_n = (ar^n - a)$$

Hence

$$(3.4) \quad S_n = \frac{a(1 - r^n)}{(1 - r)} = \frac{a}{(1 - r)} - \frac{ar^n}{(1 - r)}$$

Now if $|r| < 1$, then r^n decreases in numerical value as n increases and we write

$$(3.5) \quad \lim_{n \rightarrow \infty} r^n = 0$$

From (3.4) we then have

$$(3.6) \quad \lim_{n \rightarrow \infty} S_n = \frac{a}{(1 - r)} = S$$

Hence, if $|r| < 1$, the sum S_n of a geometric series approaches a limit as the number of terms is increased indefinitely. In this case the series is said to be *convergent*.

If $|r| > 1$, then r^n will become infinite as n increases indefinitely. Hence, from (3.4) the sum S_n will become infinite. In this case the series is said to be *divergent*.

If $r = -1$, we encounter an unusual situation. In that case the geometric series becomes

$$(3.7) \quad a - a + a - a \cdots$$

In this case if n is even, the sum is zero. If n is odd, the sum is a . As n increases indefinitely, the sum does not increase indefinitely and it does not approach a limit. A series of this sort is called an oscillating series.

If we place $a = 1$ and $r = \frac{1}{2}$ in the general geometric series, we obtain

$$(3.8) \quad S_n = 1 + \frac{1}{2} + \frac{1}{4} + \cdots + \frac{1}{2^{n-1}}$$

and we have

$$(3.9) \quad \lim_{n \rightarrow \infty} S_n = \frac{1}{1 - \frac{1}{2}} = 2$$

4. Convergent and Divergent Series.

Let us consider the series

$$(4.1) \quad S_n = u_1 + u_2 + u_3 + \cdots + u_n$$

The variable S_n denoting the sum of the series is a function of n . If we now allow the number of terms, n , to increase without limit, one of two things may happen.

Case I. S_n approaches a limit S indicated by

$$(4.2) \quad \lim_{n \rightarrow \infty} S_n = S$$

In this case the infinite series is said to be *convergent* and to converge to the value S or to have the value S .

Case II. In this case S_n approaches no limit. The infinite series is then said to be *divergent*.

For example, the series

$$\begin{array}{l} 1 + 2 + 3 + 4 + 5 + \cdots \\ 2 - 2 + 2 - 2 + \cdots \end{array}$$

are said to be divergent.

In applied mathematics, convergent series are of utmost importance; it is thus necessary to have a means of testing a series for convergence or divergence.

5. General Theorems. The following theorems whose proofs are omitted are of importance in the study of the convergence of series.

THEOREM I. If S_n is a variable that always increases as n increases but never exceeds some definite fixed number A , then as n increases without limit S_n will approach a limit S which is not greater than A .

This statement may be illustrated by Fig. 5.1.

The points determined by the values S_1, S_2, S_3 , etc., approach the point S where

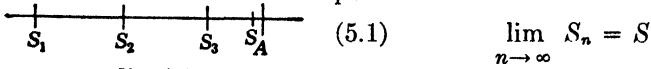


FIG. 5.1.

and S is less than or equal to A .

This theorem enables us to establish the convergence of certain series. For example, let us consider the series

$$(5.2) \quad 1 + 1 + \frac{1}{1 \cdot 2} + \frac{1}{1 \cdot 2 \cdot 3} + \dots + \frac{1}{n!} + \dots$$

If we neglect the first term, we may write

$$(5.3) \quad S_n = 1 + \frac{1}{1 \cdot 2} + \frac{1}{1 \cdot 2 \cdot 3} + \dots + \frac{1}{n!} + \dots$$

Now let us consider the series defined by

$$(5.4) \quad U_n = 1 + \frac{1}{2} + \frac{1}{2 \cdot 2} + \dots + \frac{1}{2^{n-1}} + \dots$$

Now since the corresponding terms of the series S_n are less than the corresponding terms of the series U_n with the exception of the first two terms, it is obvious that

$$(5.5) \quad S_n < U_n$$

Now the series U_n is a geometric series with $a = 1$ and $r = \frac{1}{2}$. Hence, $U_n < 2$ no matter how large n may be.

It follows therefore that U_n is a variable that always increases as n increases but remains less than 2. Hence S_n approaches a limit as n becomes infinite, and this limit is less than 2. It is thus apparent that the series (5.2) is convergent and that its value is less than 3. It will be shown later that the value of the infinite series (5.2) is the constant $e = 2.71828 \dots$ the base of the natural logarithm system.

Another fundamental theorem of great importance in testing for convergence will now be stated.

THEOREM II. If S_n is a variable that always decreases as n increases but is never less than a certain number B , then as n increases without limit S_n will approach a limit which is not less than B .

Let us consider the convergent series

$$(5.6) \quad S_n = u_1 + u_2 + u_3 + \dots + u_n + \dots$$

for which

$$(5.7) \quad \lim_{n \rightarrow \infty} S_n = S$$

Now consider that the points determined by the values S_1, S_2, S_3 , etc., are plotted on a directed line. Then these points as n increases will approach the point determined by S . It is thus evident that

$$(5.8) \quad \lim_{n \rightarrow \infty} u_n = 0$$

That is, in a convergent series, the terms must approach zero as a limit. If, however, the n th term of a series does *not* approach zero as n becomes infinite, we know at once that the series is divergent.

Although (5.8) is a necessary condition for convergence, it is not *sufficient*. That is, even if the n th term does approach zero we cannot state that the series is convergent. Consider the series

$$(5.9) \quad S_n = 1 + \frac{1}{2} + \frac{1}{3} + \cdots + \frac{1}{n} + \cdots$$

Here we have

$$(5.10) \quad \lim_{n \rightarrow \infty} u_n = \lim_{n \rightarrow \infty} \frac{1}{n} = 0$$

Therefore (5.8) is fulfilled. However, we shall prove later that this series is divergent.

Although the use of the preceding theorems in determining the convergence or divergence of series is fundamental, we shall now turn to the development of special tests that are, as a rule, easier to apply than these theorems.

6. The Comparison Test. In many cases, the question of the convergence or divergence of a given series may be answered by comparing the given series with one whose character is known.

Let it be required to test the series

$$(6.1) \quad U = u_1 + u_2 + u_3 + \cdots + u_n + \cdots$$

where all the terms of (6.1) are positive.

Now if a series of positive terms

$$(6.2) \quad V = v_1 + v_2 + v_3 + \cdots + v_n + \cdots$$

already known to be convergent can be found whose terms are never less than the corresponding terms in the series (6.1), then (6.1) is a convergent series and its sum does not exceed that of (6.2).

To prove this statement, let

$$(6.3) \quad U_n = u_1 + u_2 + u_3 + \cdots + u_n$$

and

$$(6.4) \quad V_n = v_1 + v_2 + v_3 + \cdots + v_n$$

Since by hypothesis (6.4) is convergent, we have

$$(6.5) \quad \lim_{n \rightarrow \infty} V_n = V$$

Now since

$$(6.6) \quad V_n < V \quad \text{and} \quad U_n < V_n$$

it follows that

$$(6.7) \quad U_n < V$$

Therefore by Theorem I of Art. 5, U_n approaches a limit and the series (6.1) is convergent.

As an example of this test, consider the series

$$(6.8) \quad U = 1 + \frac{1}{2^2} + \frac{1}{3^3} + \frac{1}{4^4} + \cdots$$

This series can be compared with the series

$$(6.9) \quad V = 1 + \frac{1}{2} + \frac{1}{2^2} + \frac{1}{2^3} + \frac{1}{2^4} + \cdots$$

The latter series is a geometric series that is known to be convergent. Now the terms of (6.9) are never less than the corresponding terms of (6.8). Hence it follows that the series (6.8) is convergent.

Test for Divergence. By the use of the comparison principle, it is also possible to test a series for divergence. Let

$$(6.10) \quad U = u_1 + u_2 + u_3 + \cdots$$

be a series of positive terms to be tested which are never less than the corresponding terms of a series of positive terms

$$(6.11) \quad W = w_1 + w_2 + w_3 + \cdots$$

which is known to be divergent. Then (6.10) is a divergent series.

By the use of this principle, we may prove that the harmonic series

$$(6.12) \quad U = 1 + \frac{1}{2} + \frac{1}{3} + \frac{1}{4} + \cdots + \frac{1}{n} + \cdots$$

is divergent. This may be done by rewriting (6.12) in the form

$$(6.13) \quad U = 1 + \frac{1}{2} + \left(\frac{1}{2} + \frac{1}{4}\right) + \left(\frac{1}{2} + \frac{1}{8} + \frac{1}{4} + \frac{1}{8}\right) + \left(\frac{1}{2} + \cdots + \frac{1}{16}\right) + \cdots$$

Let us now compare this series with the series

$$(6.14) \quad W = \frac{1}{2} + \frac{1}{2} + \left(\frac{1}{4} + \frac{1}{4}\right) + \left(\frac{1}{8} + \frac{1}{8} + \frac{1}{8} + \frac{1}{8}\right) + \left(\frac{1}{16} + \dots + \frac{1}{16}\right) + \dots$$

Now the terms of (6.13) are never less than the terms of (6.14). But the series (6.14) is divergent since the sum of the terms in each parenthesis is $\frac{1}{2}$; hence the sum of these terms increases without limit as the number of terms becomes infinite. Hence the series (6.13) is divergent.

7. Cauchy's Integral Test. The comparison test requires that at least a few types of convergent series be known. For the establishment of such types and for the test of many series of positive terms, Cauchy's integral test is useful. This test may be stated in the following manner. Let

$$(7.1) \quad u_1 + u_2 + u_3 + \dots = \sum_{n=1}^{\infty} u_n$$

be a series of positive terms such that

$$(7.2) \quad u_{n+1} < u_n$$

Now if there exists a positive decreasing function $f(n)$, for $n > 1$, such that $f(n) = u_n$, then the given series converges if the integral

$$(7.3) \quad I = \int_1^{\infty} f(n) \, dn$$

exists; the series diverges if the integral does not exist.

The proof of this test is deduced simply from Fig. 7.1. We may think of each term u_n of the

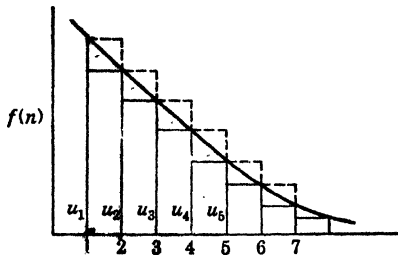


Fig. 7.1.

series as representing the area of a rectangle of base unity and height $f(n)$. The sum of the areas of the first n inscribed rectangles is less than the integral

$$(7.4) \quad \int_1^{n+1} f(n) \, dn$$

Hence

$$(7.5) \quad u_2 + u_3 + u_4 + \dots + u_{n+1} < \int_1^{n+1} f(n) \, dn$$

Now since $f(x)$ is positive, we have

$$(7.6) \quad \int_1^{n+1} f(n) \, dn < \int_1^{\infty} f(n) \, dn = I$$

Hence we have

$$(7.7) \quad \sum_{n=2}^{n=\infty} u_n < \int_1^{\infty} f(n) \, dn = I$$

And if the integral I exists, the series converges. We also have from the figure, the relation

$$(7.8) \quad \sum_1^{\infty} u_n > \int_1^{\infty} f(n) \, dn$$

Hence if the integral does not exist, the series diverges. As an example of the application of this test, consider the series

$$(7.9) \quad \frac{1}{1^p} + \frac{1}{2^p} + \frac{1}{3^p} + \cdots + \frac{1}{n^p} + \cdots = \sum_{n=1}^{n=\infty} \frac{1}{n^p}$$

To apply Cauchy's integral test we let

$$(7.10) \quad f(n) = \frac{1}{n^p}$$

Now we have

$$(7.11) \quad I = \int_1^{\infty} \frac{dn}{n^p} = \begin{cases} \left(\frac{1}{1-p} \right) n^{1-p} \Big|_1^{\infty} & \text{if } p \neq 1 \\ \log n \Big|_1^{\infty} & \text{if } p = 1 \end{cases}$$

It is thus seen that I exists if $p > 1$ and does not exist if $p \leq 1$. Hence the series converges if $p > 1$ and diverges if $p \leq 1$. This series is a very useful one to use in comparison with others.

8. Cauchy's Ratio Test. In the infinite geometric series

$$(8.1) \quad S = a + ar + ar^2 + \cdots + ar^n + \cdots$$

the ratio of the consecutive general terms ar^n and ar^{n+1} is the common ratio r . We have seen that this series is convergent when $|r| < 1$ and divergent for other values. We shall now consider a ratio test that may be applied to any series. Let

$$(8.2) \quad S = u_1 + u_2 + u_3 + \cdots + u_n + u_{n+1} + \cdots$$

be an infinite series of positive terms.

Consider consecutive general terms u_n and u_{n+1} , and form the test ratio.

$$(8.3) \quad \left(\frac{u_{n+1}}{u_n} \right) = \text{test ratio}$$

Now find the limit of this test ratio when n becomes infinite. Let this be

$$(8.4) \quad \rho = \lim_{n \rightarrow \infty} \frac{u_{n+1}}{u_n}$$

We then have

I. When $\rho < 1$, the series is convergent.

II. When $\rho > 1$, the series is divergent.

III. When $\rho = 1$, the test gives no information.

Proof. I. When $\rho < 1$. By the definition of a limit we can choose n so large, say $n = m$, that when $n \geq m$ the ratio (u_{n+1}/u_n) will differ from ρ by as little as we please and therefore be less than a proper fraction. Hence

$$(8.5) \quad \begin{cases} u_{m+1} < u_m r \\ u_{m+2} < u_m r^2 \\ u_{m+3} < u_m r^3 \end{cases}$$

It therefore follows that after the term u_m each term of the series (8.2) is less than the corresponding term of the geometric series

$$(8.6) \quad u_m(1 + r + r^2 + \cdots)$$

But since $r < 1$, the series (8.6) and therefore also the series (8.2) is convergent.

II. If $\rho > 1$, the same line of reasoning as in I shows that the series is divergent.

III. If $\rho = 1$, the test fails. For example, consider the p series given by (7.9) above. In this case, we have

$$(8.7) \quad \text{Test ratio} = \left(\frac{u_{n+1}}{u_n} \right) = \left(\frac{n}{n+1} \right)^p = \left(1 - \frac{1}{n+1} \right)^p$$

and we have

$$(8.8) \quad \rho = \lim_{n \rightarrow \infty} \left(1 - \frac{1}{n+1} \right)^p = (1)^p = 1$$

Hence we have $\rho = 1$ no matter what value p may have. But in Sec. 7 it was demonstrated that when $p > 1$ the series converges and when $p \leq 1$ the series diverges. It is thus evident that ρ can equal unity both for convergent and divergent series.

We note that for convergence it is not enough that the test ratio is less than unity for all values of n . The test requires that the limit of the test ratio shall be less than unity. For example, in the series

$$(8.9) \quad 1 + \frac{1}{2} + \frac{1}{3} + \frac{1}{4} + \cdots = \sum_{n=1}^{\infty} \frac{1}{n}$$

the test ratio is always less than unity. The *limit*, however, equals unity.

9. Alternating Series. A series whose terms are alternately positive and negative is called an alternating series. Consider the alternating series

$$(9.1) \quad S = u_1 - u_2 + u_3 - u_4 + \cdots$$

If each term of the series is numerically less than the one it precedes and if

$$(9.2) \quad \lim_{n \rightarrow \infty} u_n = 0$$

then the series is convergent.

Proof. When n is even, S_n may be written in the form

$$(9.3) \quad S_n = (u_1 - u_2) + (u_3 - u_4) + \cdots + (u_{n-1} - u_n)$$

$$(9.4) \quad S_n = u_1 - (u_2 - u_3) - \cdots - (u_{n-2} - u_{n-1}) - u_n$$

Each expression in parenthesis is positive. Therefore, when n increases through even values, (9.3) shows that S_n increases and (9.4) shows that S_n is always less than u_1 . Therefore S_n approaches a limit L . But S_{n+1} also approaches this limit L , since

$$(9.5) \quad S_{n+1} = S_n + u_{n+1}$$

and

$$(9.6) \quad \lim_{n \rightarrow \infty} u_{n+1} = 0$$

Hence when n increases through all integral values, $S_n \rightarrow L$ and the series is convergent. An important consequence of this proof is given in the following statement:

The error made by terminating a convergent alternating series at any term does not exceed numerically the value of the first of the terms discarded.

For example, it will be shown in a later section that the sum of the series

$$(9.7) \quad S = 1 - \frac{1}{2} + \frac{1}{3} - \frac{1}{4} + \frac{1}{5} - \cdots = \ln 2 = .693$$

to three decimal places. Now the sum of the first 10 terms of the series (9.7) is .646, and the value of the series differs from this by less than one-eleventh.

10. Absolute Convergence. A series is said to be *absolutely* or *unconditionally* convergent when the series formed from it by making all its terms positive is convergent. Other convergent series are said

to be conditionally convergent. For example, the series

$$(10.1) \quad 1 - \frac{1}{2^2} + \frac{1}{3^2} - \frac{1}{4^2} + \frac{1}{5^2} - \cdots$$

is absolutely convergent since the series

$$(10.2) \quad 1 + \frac{1}{2^2} + \frac{1}{3^2} + \frac{1}{4^2} + \frac{1}{5^2} + \cdots$$

is convergent. The alternating series

$$(10.3) \quad 1 - \frac{1}{2} + \frac{1}{3} - \frac{1}{4} + \frac{1}{5} - \cdots = \ln 2$$

is conditionally convergent since the harmonic series is divergent.

In a conditionally convergent series, it is *not* always allowable to change the order of the terms or to group the terms together in parentheses in an arbitrary manner. These operations may alter the sum of such a series, or may change a convergent series into a divergent series, or vice versa. As an example, let us again consider the convergent series

$$(10.4) \quad 1 - \frac{1}{2} + \frac{1}{3} - \frac{1}{4} + \cdots + \frac{1}{(2n+1)} - \frac{1}{(2n+2)} + \cdots$$

The sum of this series is equal to the limit of the expression

$$(10.5) \quad S = \sum_{n=0}^{n=\infty} \left(\frac{1}{2n+1} - \frac{1}{2n+2} \right)$$

Let us write the terms of this series in another way putting two negative terms after each positive term in the following manner:

$$(10.6) \quad S_1 = 1 - \frac{1}{2} - \frac{1}{4} + \frac{1}{3} - \frac{1}{6} - \frac{1}{8} + \cdots + \frac{1}{(2n+1)} - \frac{1}{(4n+2)} - \frac{1}{(4n+4)} + \cdots$$

This series converges, and its sum is given by

$$(10.7) \quad S = \sum_{n=0}^{n=\infty} \left(\frac{1}{2n+1} - \frac{1}{4n+2} - \frac{1}{4n+4} \right)$$

Now from the identity

$$(10.8) \quad \frac{1}{2n+1} - \frac{1}{4n+2} - \frac{1}{4n+4} = \frac{1}{2} \left(\frac{1}{2n+1} - \frac{1}{2n+2} \right)$$

it is evident that the sum of the series (10.6) is half of the sum of the series (10.4).

In general, given a series that is convergent but not absolutely convergent, it is possible to arrange the terms in such a way that the new series converges toward any preassigned number A whatsoever.

A series with some positive and some negative terms is convergent if the series deduced from it by making all the signs positive is convergent. The proof of this statement is omitted.

11. Power Series. A series of the form

$$(11.1) \quad S = a_0 + a_1x + a_2x^2 + \cdots + a_nx^n + \cdots$$

where the coefficients a_0, a_1, a_2, \cdots are independent of x , is called a power series in x . A power series in x may converge for all values of x or for no value of x except $x = 0$; or it may converge for some values of x different from 0 and be divergent for other values.

Interval of Convergence. Let us take the ratio of the $(n + 1)$ th to the n th term of the power series (11.1). We thus obtain

$$(11.2) \quad \left(\frac{a_{n+1}x^{n+1}}{a_nx^n} \right) = \left(\frac{a_{n+1}}{a_n} \right) x$$

Let us consider the case where the coefficients of the series are such that

$$(11.3) \quad \lim_{n \rightarrow \infty} \frac{a_{n+1}}{a_n} = L$$

where L is a definite number. We thus see that the test ratio of Sec. 8 is given by

$$(11.4) \quad \rho = xL$$

By Cauchy's ratio test we have two cases.

I. If $L = 0$, the series (11.1) converges for all values of x since in this case $\rho = 0$.

II. If L is not zero, the series will converge when xL is numerically less than 1, that is, when x lies in the interval

$$(11.5) \quad -\frac{1}{|L|} < x < \frac{1}{|L|}$$

and will diverge for values of x outside this interval. This interval is called the interval of convergence. The end points of this interval must be examined separately.

As an example, consider the power series

$$(11.6) \quad x - \frac{x^2}{2^2} + \frac{x^3}{3^2} - \frac{x^4}{4^2} + \cdots$$

We then have

$$\begin{aligned}
 (12.12) \quad S_1(x)S_2(x) &= \sinh x \cosh x \\
 &= x + \left(\frac{1}{2!} + \frac{1}{3!}\right)x^3 + \left(\frac{1}{4!} + \frac{1}{3!2!} + \frac{1}{5!}\right)x^5 + \dots \\
 &= x + \frac{2}{3}x^3 + \frac{2}{15}x^5 + \dots \\
 &= \frac{1}{2} \left[2x + \frac{(2x)^3}{3!} + \frac{(2x)^5}{5!} + \dots \right] \\
 &= \frac{1}{2} \sinh 2x
 \end{aligned}$$

Since the original series converges for all values of x so does the product series.

THEOREM III. *The Quotient of Two Convergent Series.* If

$$(12.13) \quad S_1(x) = \sum_{n=0}^{n=\infty} a_n x^n$$

and

$$(12.14) \quad S_2(x) = \sum_{n=0}^{n=\infty} b_n x^n$$

both converge for $|x| < r$, and if $b_0 \neq 0$.

Then the quotient is represented by the series

$$(12.15) \quad \frac{S_1(x)}{S_2(x)} = \frac{a_0}{b_0} + \frac{(a_1 b_0 - a_0 b_1)}{b_0^2} x + \frac{(a_2 b_0^2 - a_1 b_0 b_1 + a_0 b_1^2 - a_0 b_0 b_2)}{b_0^3} x^2 + \dots$$

obtained by dividing the series for $S_1(x)$ by that for $S_2(x)$. In this case no conclusion can be drawn concerning the region of convergence of the quotient series from a knowledge of the regions of convergence of the series $S_1(x)$ and $S_2(x)$.

This may be illustrated by considering the two series

$$(12.16) \quad S_1(x) = \sin x = x - \frac{x^3}{3!} + \frac{x^5}{5!} \dots \frac{(-1)^{n-1} x^{2n-1}}{(2n-1)!} + \dots$$

$$(12.17) \quad S_2(x) = \cos x = 1 - \frac{x^2}{2!} + \frac{x^4}{4!} \dots \frac{(-1)^{n-1} x^{2n-2}}{(2n-2)!} + \dots$$

If we now divide $S_1(x)$ by $S_2(x)$, we have

$$(12.18) \quad \frac{S_1(x)}{S_2(x)} = \frac{\sin x}{\cos x} = x + \frac{x^3}{3} + \frac{2x^5}{15} + \dots = \tan x$$

Now although the series for $\sin x$ and $\cos x$ converge for all values of x , the series for $\tan x$ is convergent only for $|x| < \pi/2$.

THEOREM IV. *Substitution of One Series into Another.* Let the series

$$(12.19) \quad z = a_0 + a_1y + a_2y^2 + \cdots + a_ny^n + \cdots$$

converge for $|y| < r_1$, and let the series

$$(12.20) \quad y = b_0 + b_1x + b_2x^2 + \cdots + b_nx^n + \cdots$$

converge for $|x| < r_2$.

Now if $|b_0| < r_1$, then we may substitute for y in the first series its value in terms of x from the second series and thus obtain z as a power series in x . This will converge if x is sufficiently small.

In the special case that the given series for z converges for all values of y , the series for z in terms of x may then always be found, and this series will converge for all values of $|x| < r_2$.

As an example, let us consider the expansion of $e^{\cos x}$ as a power series in x . In this case we have

$$(12.21) \quad z = e^y = 1 + \frac{y}{1!} + \frac{y^2}{2!} + \cdots + \frac{y^n}{n!} + \cdots$$

and

$$(12.22) \quad y = \cos x = 1 - \frac{x^2}{2!} + \frac{x^4}{4!} - \frac{x^6}{6!} + \cdots$$

In this case, the series (12.21) and (12.22) converge for all values of x . We now form the various powers of y and substitute into (12.21).

$$(12.23) \quad \begin{cases} y^2 = (1 - x^2 + \frac{1}{3}x^4 - \cdots) \\ y^3 = (1 - \frac{3}{2}x^2 + \frac{7}{8}x^4 - \cdots) \\ y^4 = (1 - 2x^2 + \frac{5}{3}x^4 - \cdots) \end{cases}$$

Hence,

$$(12.24) \quad \begin{aligned} e^y &= 1 + \left(1 - \frac{x^2}{2} + \frac{x^4}{24} - \cdots\right) + \\ &\quad \frac{1}{2} \left(1 - x^2 + \frac{x^4}{3} - \cdots\right) + \\ &\quad \frac{1}{6} \left(1 - \frac{3x^2}{2} + \frac{7}{8}x^4 - \cdots\right) + \\ &\quad \frac{1}{24} (1 - 2x^2 + \frac{5}{3}x^4 - \cdots) \\ &= (1 + 1 + \frac{1}{2} + \frac{1}{6} + \frac{1}{24} + \cdots) - \\ &\quad (\frac{1}{2} + \frac{1}{2} + \frac{1}{4} + \frac{1}{12} + \cdots)x^2 + \\ &\quad (\frac{1}{24} + \frac{1}{6} + \frac{1}{48} + \frac{5}{72} + \cdots)x^4 + \cdots \end{aligned}$$

Hence,

$$(12.25) \quad e^{\cos x} = 2\frac{1}{24} - 1\frac{1}{3}x^2 + \frac{91}{144}x^4 - \cdots$$

It should be noted that the coefficients in this series are really infinite series and the final values here given are only the approximate values found by taking the first few terms of each series. This will be the case if $b_0 \neq 0$ in (12.20). However, it is sometimes possible to make a preliminary change that simplifies the final result. In the above case we could write

$$(12.26) \quad e^{\cos x} = e^{(\cos x - 1) + 1} = e^{(\cos x - 1)} e \\ = e^u e = e \left(1 + u + \frac{u^2}{2!} + \frac{u^3}{3!} + \dots \right)$$

where

$$(12.27) \quad u = (\cos x - 1) = -\frac{x^2}{2!} + \frac{x^4}{4!} - \frac{x^6}{6!} + \dots$$

Raising u to the various required powers and substituting the result into (12.26), we have

$$(12.28) \quad e^{\cos x} = e \left(1 - \frac{x^2}{2} + \frac{x^4}{6} - \frac{31}{720} x^6 + \dots \right)$$

The coefficients are now exact, and the computation of the successive terms is much simpler than by the previous method.

THEOREM V. *Differentiation of a Power Series.* If

$$(12.29) \quad S_1(x) = a_0 + a_1x + a_2x^2 + \dots + a_nx^n + \dots$$

converges for $|x| < r$, the derivatives of $S_1(x)$ may be obtained by term-by-term differentiation of the series (12.29) in the form

$$(12.30) \quad \frac{d}{dx} S_1(x) = a_1 + 2a_2x + \dots + na_nx^{n-1} + \dots$$

and the series (12.30) is also convergent for $|x| < r$.

As an example, consider

$$(12.31) \quad \sin x = x - \frac{x^3}{3!} + \frac{x^5}{5!} - \dots + (-1)^{n-1} \frac{x^{2n-1}}{(2n-1)!} + \dots$$

We have

$$(12.32) \quad \frac{d}{dx} \sin x = 1 - \frac{x^2}{2!} + \frac{x^4}{4!} - \dots + \\ (-1)^{n-1} \frac{x^{2n-2}}{(2n-2)!} + \dots \\ = \cos x$$

In this case both series converge for all values of x .

THEOREM VI. *Integration of a Power Series.* If

$$(12.33) \quad S_1(x) = \sum_{n=0}^{n=\infty} a_n x^n$$

converges for $|x| < r$, the integral of $S_1(x)$ may be found by integrating the series (12.33) term by term and we have

$$(12.34) \quad \int S_1(x) dx = \sum_{n=0}^{n=\infty} \frac{a_n}{(n+1)} x^{n+1} + C$$

where C is an arbitrary constant. The new series converges for $|x| < r$.

For example, we have

$$(12.35) \quad \frac{1}{1+x^2} = 1 - x^2 + x^4 - \dots + (-1)^{n-1} x^{2n-2} + \dots$$

and therefore,

$$(12.36) \quad \int \frac{dx}{1+x^2} = x - \frac{x^3}{3} + \frac{x^5}{5} - \dots + (-1)^{n-1} \frac{x^{2n-1}}{(2n-1)} + \dots$$

$$= \tan^{-1} x$$

Since the series (12.35) is convergent for $|x| < 1$, the series for $\tan^{-1} x$ is also convergent in this interval.

THEOREM VII. *Equality of Power Series.* If we have

$$(12.37) \quad \sum_{n=0}^{n=\infty} a_n x^n = \sum_{n=0}^{n=\infty} b_n x^n$$

for $x < r$, then the coefficients of like powers of the two series must be equal. That is, we must have

$$(12.38) \quad a_s = b_s \quad s = 0, 1, 2, 3, \dots$$

It then follows that if a function is expanded in a certain interval by different methods the series obtained must be identical.

13. Series of Functions and Uniform Convergence. Consider a series of the form

$$(13.1) \quad S(x) = u_0(x) + u_1(x) + \dots + u_n(x) + \dots$$

whose terms are continuous functions of a variable x in an interval (a,b) and which converges for every value of x inside that interval.

This series does not necessarily represent a continuous function as one might be tempted to believe. For example, let us consider the series

$$(13.2) \quad S(x) = x^2 + \frac{x^2}{(1+x^2)} + \cdots + \frac{x^2}{(1+x^2)^n} + \cdots$$

Now if $x \neq 0$, this series is a geometric progression whose ratio is $1/(1+x^2)$, and hence the sum of the series is

$$(13.3) \quad S(x) = \frac{x^2}{1 - \frac{1}{1+x^2}} = \frac{x^2(1+x^2)}{x^2} = 1+x^2$$

If we call $S_n(x)$ the sum of the first n terms of the series, then we have

$$(13.4) \quad S_n(0) = 0$$

since every term of the series is zero. However, we also have

$$(13.5) \quad S(0) = 1$$

In this example, the function approaches a definite limit as x approaches zero, but that limit is different from the value of the function for $x = 0$.

Since a large number of the functions that occur in mathematics are defined by series, it has been found necessary to study the properties of the functions given in the form of a series. The first question which arises is that of determining whether or not the sum of a given series is a continuous function of the variable. This has led to the development of the very important notion of *uniform convergence*.

A series of the type (13.1) each of whose terms is a function of x which is defined in an interval (a,b) is said to be *uniformly convergent* in that interval if it converges for every value of x between a and b , and if, corresponding to any arbitrarily preassigned positive number δ , a positive integer N , independent of x , can be found such that the absolute value of the remainder R_n of the given series

$$(13.6) \quad R_n = u_{n+1}(x) + u_{n+2}(x) + \cdots$$

is less than δ for every value of $n \geq N$ and for every value of x that lies in the interval (a,b) .

The Weierstrass M Test for Uniform Convergence. It would seem at first very difficult to determine whether or not a given series is uniformly convergent in a given interval. The following theorem due to the German mathematician Weierstrass enables us to show

in many cases that a given series converges uniformly. Let

$$(13.7) \quad u_0(x) + u_1(x) + \cdots + u_n(x) + \cdots$$

be a series each of whose terms is a continuous function of x in an interval (a,b) , and let

$$(13.8) \quad M_0 + M_1 + M_2 + \cdots + M_n + \cdots$$

be a convergent series whose terms are positive constants. Then if

$$(13.9) \quad |u_n| \leq M_n \quad \checkmark$$

for all values of x in the interval (a,b) and for all values of n , the series (13.7) converges uniformly in the interval (a,b) .

Proof. It is evident from (13.9) that

$$(13.10) \quad |u_{n+1} + u_{n+2} + \cdots| \leq M_{n+1} + M_{n+2} + \cdots$$

for all values of x between a and b . If n is chosen so large that the remainder R_n of the series (13.8) is less than δ for all values of n greater than N , we shall also have

$$(13.11) \quad |u_{n+1} + u_{n+2} + \cdots| < \delta$$

whenever n is greater than N for all values of x in the interval (a,b) .

As an example, let it be required to examine the series

$$(13.12) \quad \frac{\sin x}{1} + \frac{\sin 2x}{2^2} + \cdots + \frac{\sin nx}{n^2} + \cdots$$

for uniform convergence.

In this case since

$$(13.13) \quad |\sin nx| \leq 1 \quad \text{for all values of } x$$

we may take

$$(13.14) \quad 1 + \frac{1}{2^2} + \frac{1}{3^2} + \cdots + \frac{1}{n^2} + \cdots$$

for the M series. Since the series (13.14) converges, it follows that the series (13.12) converges uniformly in any interval.

14. Integration and Differentiation of Series. Two theorems concerning the integration and differentiation of uniformly convergent series will now be stated without proof.

I. Any series of continuous functions that converges uniformly in an interval (a,b) may be integrated term by term, provided the limits of integration are finite and lie in the interval (a,b) .

II. Any convergent series may be differentiated term by term if the resulting series converges uniformly.

For example, the series

$$(14.1) \quad S(x) = \frac{\sin x}{1} + \frac{\sin 2x}{2^2} + \frac{\sin 3x}{3^2} + \cdots + \frac{\sin nx}{n^2} + \cdots$$

has been shown to be uniformly convergent in any interval and, hence, defines a continuous function of x , $S(x)$, in that interval.

The term-by-term derivative of (14.1) gives

$$(14.2) \quad \cos x + \frac{\cos 2x}{2} + \frac{\cos 3x}{3} + \cdots + \frac{\cos nx}{n} + \cdots$$

In this case we cannot find the proper M series to test (14.2) for uniform convergence since the series

$$1 + \frac{1}{2} + \frac{1}{3} + \cdots + \frac{1}{n} + \cdots$$

is divergent. The series (14.2) converges in the interval $(0, \pi)$. However, we have no assurance that it converges to the derivative of $S(x)$.

15. Taylor's Series. We now consider a method by which we may expand a given function $f(x)$ into a power series. This section will




FIG. 15.1.

be devoted to a derivation of Taylor's formula and a discussion of Taylor's series.

Let us consider

$$(15.1) \quad \int_{x_0}^{x_0+h} f'(x) dx = f(x_0 + h) - f(x_0)$$

Let us now change the variable of integration from x to t by means of the equation

$$(15.2) \quad x = (x_0 + h) - t$$

The relation between h and t is made clear by Fig. 15.1.

Introducing this new variable of integration into (15.1), we have

$$(15.3) \quad \int_{x_0}^{x_0+h} f'(x) dx = - \int_h^0 f'(x_0 + h - t) dt = \int_0^h f'(x_0 + h - t) dt.$$

We now apply the formula of integration by parts

$$(15.4) \quad \int u dv = uv - \int v du,$$

to (15.3).

We here have

$$(15.5) \quad \begin{aligned} u &= f'(x_0 + h - t) & dv &= dt \\ du &= -f''(x_0 + h - t) dt & v &= t \end{aligned}$$

Hence,

$$(15.6) \quad \int_0^h f'(x_0 + h - t) dt = tf'(x_0 + h - t)\Big|_0^h + \int_0^h tf''(x_0 + h - t) dt = hf'(x_0) + \int_0^h tf''(x_0 + h - t) dt.$$

Integrating by parts again, we obtain

$$(15.7) \quad \int_0^h tf''(x_0 + h - t) dt = \frac{h^2}{2!} f''(x_0) + \int_0^h \frac{t^2}{2!} f'''(x_0 + h - t) dt$$

after n integrations by parts, we have

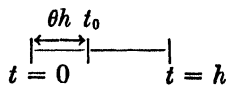
$$(15.8) \quad \int_{x_0}^{x_0+h} f'(x) dx = hf'(x_0) + \frac{h^2}{2!} f''(x_0) + \frac{h^3}{3!} f'''(x_0) + \cdots + \frac{h^n}{n!} f^{(n)}(x_0) + \int_0^h \frac{t^n}{n!} f^{(n+1)}(x_0 + h - t) dt = f(x_0 + h) - f(x_0)$$

We may write the last integral of (15.8) in the form

$$(15.9) \quad \int_0^h \frac{t^n}{n!} \phi(t) dt = \frac{1}{n!} \int_0^h t^n \phi(t) dt = I$$

Now the integral I may be regarded as representing the area of the curve $t^n \phi(t)$ from the point $t = 0$ to $t = h_0$. If $\phi(t)$ is a continuous function of t , there will be some point such that $0 < t_0 < h$ for which we shall have

$$(15.10) \quad \begin{aligned} I &= \frac{1}{n!} \int_0^h t^n \phi(t) dt = \frac{\phi(t_0)}{n!} \int_0^h t^n dt \\ &= \frac{h^{n+1}}{(n+1)!} \phi(t_0) \\ &= \frac{h^{n+1}}{(n+1)!} f^{(n+1)}(x_0 + \theta h) \quad 0 < \theta < 1 \end{aligned}$$



$$t_0 = \theta h$$

Hence we may write (15.8) in the form

$$(15.11) \quad f(x_0 + h) = f(x_0) + \frac{h}{1!} f'(x_0) + \frac{h^2}{2!} f''(x_0) + \cdots + \frac{h^n f^{(n)}}{n!}(x_0) + \frac{h^{n+1}}{(n+1)!} f^{(n+1)}(x_0 + \theta h) \quad 0 < \theta < 1$$

This is known as Taylor's formula with the Lagrangian form of the remainder.

In this derivation of Taylor's formula, it was assumed that $f(x)$ possesses a continuous n th derivative. The term

$$(15.12) \quad R_{n+1} = \frac{h^{n+1}}{(n+1)!} f^{(n+1)}(x_0 + \theta h)$$

is called the remainder after $(n+1)$ terms. It may happen that $f(x)$ possesses derivatives of all orders and that

$$(15.13) \quad \lim_{n \rightarrow \infty} R_{n+1} = 0$$

In that case, we have the *convergent* infinite series

$$(15.14) \quad f(x_0 + h) = f(x_0) + \frac{hf'(x_0)}{1!} + \dots + \frac{h^n f^{(n)}(x_0)}{n!} + \dots$$

If we place $x_0 = 0$ and $h = x$ in (15.14), we obtain

$$(15.15) \quad f(x) = f(0) + \frac{x f'(0)}{1!} + \frac{x^2 f''(0)}{2!} + \dots + \frac{x^n f^{(n)}(0)}{n!} + \dots$$

This series is called Maclaurin's series.

As an example, let us obtain the Maclaurin series expansion of the function $f(x) = e^x$.

In this case, we have

$$(15.16) \quad f(0) = 1, \quad f'(0) = 1, \quad \dots, \quad f^{(n)}(0) = 1$$

Hence

$$(15.17) \quad e^x = 1 + \frac{x}{1!} + \frac{x^2}{2!} + \frac{x^3}{3!} + \dots + \frac{x^n}{n!} + \dots$$

This series is seen to converge for all values of x .

As another example, let it be required to expand the function of $f(x) = \cos x$ into a Maclaurin series. In this case we have

$$(15.18) \quad f(x) = \cos x, \quad f'(x) = -\sin x, \quad f''(x) = -\cos x$$

$$f^{(n)}(x) = \cos\left(x + \frac{n\pi}{2}\right)$$

Substituting this into (15.15) we have

$$(15.19) \quad \cos x = 1 - \frac{x^2}{2!} + \frac{x^4}{4!} - \frac{x^6}{6!} + \dots$$

This series is seen to converge for all values of x .

The Binomial Series. If we consider the function

$$(15.20) \quad f(x) = (1 + x)^n$$

and expand it in a Maclaurin series in powers of x , we have

$$(15.21) \quad \begin{cases} f'(x) = n(1 + x)^{n-1}, & f''(x) = n(n - 1)(1 + x)^{n-2} \\ f'''(x) = n(n - 1)(n - 2)(1 + x)^{n-3} \\ f^{(r)}(x) = n(n - 1)(n - 2) \cdots (n - r + 1)(1 + x)^{n-r} \end{cases}$$

On substituting this into (15.15), we have

$$(15.22) \quad (1 + x)^n = 1 + nx + \frac{n(n - 1)x^2}{2!} + \frac{n(n - 1)(n - 2)x^3}{3!} + \frac{n(n - 1)(n - 2) \cdots (n - r + 1)x^r}{r!} + \dots$$

This series is convergent if $|x| < 1$ and divergent when $|x| > 1$ as may be seen by applying the ratio test. Equation (15.22) expresses the binomial theorem. If n is a positive integer, the series is finite. We may also write

$$(15.23) \quad (a + b)^n = a^n(1 + x)^n \quad \text{if } x = \left(\frac{b}{a}\right) \\ = a^n + na^{n-1}b + \frac{n(n - 1)}{2!} a^{n-2}b^2 + \cdots + \frac{n!a^{n-r}b^r}{(n - r)r!} + \cdots \quad \text{valid for } |b| < |a|$$

16. Symbolic Form of Taylor's Series. *Taylor's Series Expansion of Functions of Two or More Variables.* A very useful and convenient form of Taylor's expansion may be obtained by the use of the symbolic operator D defined by

$$(16.1) \quad D_x = \frac{d}{dx}, \quad D_x^2 = \frac{d^2}{dx^2}, \quad \dots \quad D_x^n = \frac{d^n}{dx^n}$$

By the use of the derivative operator D_x , defined by (16.1), we may write Taylor's expansion in the form

$$(16.2) \quad f(x_0 + h) = f(x_0) + \frac{h}{1!} D_x f(x_0) + \frac{h^2}{2!} D_x^2 f(x_0) + \cdots + \frac{h^n}{n!} D_x^n f(x_0) + \cdots$$

where

$$(16.3) \quad D_x^r f(x_0) = \left[\frac{d^r}{dx^r} F(x) \right] \quad \text{at } x = x_0$$

We may write (16.2) in the form

$$(16.4) \quad f(x_0 + h) = \left(1 + \frac{hD_x}{1!} + \frac{h^2D_x^2}{2!} + \cdots + \frac{h^nD_x^n}{n!} + \cdots \right) f(x_0)$$

However, if we place $x = hD_x$ in (15.17), we obtain

$$(16.5) \quad e^{hD_x} = \left(1 + \frac{hD_x}{1!} + \frac{h^2D_x^2}{2!} + \cdots + \frac{h^nD_x^n}{n!} + \cdots \right)$$

Hence we may write (16.4) in the symbolic form

$$(16.6) \quad f(x_0 + h) = e^{hD_x}f(x_0)$$

This form of Taylor's expansion is compact and easy to remember. By the use of (16.6) we may deduce the form of Taylor's expansion for a function of two or more variables.

Let $F(x, y)$ be a function of the two independent variables x and y , and let it have continuous partial derivatives of all orders. Now if we hold y constant, we have by (16.6)

$$(16.7) \quad F(x + h, y) = e^{hD_x}F(x, y)$$

where in this case D_x^r has the significance

$$(16.8) \quad D_x^r = \frac{\partial^r}{\partial x^r}$$

since we are holding y constant.

In the same way, if we hold x constant, we have

$$(16.9) \quad F(x, y + k) = e^{kD_y}F(x, y)$$

where

$$(16.10) \quad D_y^r = \frac{\partial^r}{\partial y^r}$$

If we operate on (16.7) with e^{kD_y} , we obtain

$$(16.11) \quad \begin{aligned} e^{kD_y}F(x + h, y) &= F(x + h, y + k) \\ &= e^{kD_y}e^{hD_x}F(x, y) \\ &= e^{(hD_x + kD_y)}F(x, y) \end{aligned}$$

We thus have the important result that

$$(16.12) \quad \begin{aligned} F(x + h, y + k) &= e^{(hD_x + kD_y)}F(x, y) \\ &= \left[1 + \frac{(hD_x + kD_y)}{1!} + \frac{(hD_x + kD_y)^2}{2!} + \cdots + \frac{(hD_x + kD_y)^n}{n!} + \cdots \right] F(x, y) \\ &= F(x, y) + h \frac{\partial F}{\partial x} + k \frac{\partial F}{\partial y} + \frac{1}{2!} \left(h^2 \frac{\partial^2 F}{\partial x^2} + 2hk \frac{\partial^2 F}{\partial x \partial y} + k^2 \frac{\partial^2 F}{\partial y^2} \right) + \cdots \end{aligned}$$

Equation (16.12) is Taylor's expansion of a function of two variables. The symbolic derivation given above is based on the fact that the operators D_x and D_y commute with constants and satisfy the laws of algebra and hence may be treated as if they were algebraic quantities. This matter will be discussed in greater detail in Chaps. VI and X.

By the same reasoning, if we have a function $F(x_1, x_2, x_3, \dots, x_n)$ of the n variables (x_1, x_2, \dots, x_n) that has continuous partial derivatives of all orders, we have

$$(16.13) \quad F(x_1 + h_1, x_2 + h_2, \dots, x_n + h_n) \\ = e^{(h_1 D_1 + h_2 D_2 + \dots + h_n D_n)} F(x_1, x_2, \dots, x_n)$$

where

$$(16.14) \quad D_m^r = \frac{\partial^r}{\partial x_m^r}, \quad D_m^r D_n^s = \frac{\partial^{r+s}}{\partial x_m^r \partial x_n^s}, \text{ etc.}$$

This is Taylor's expansion of a function of n variables.

17. Evaluation of Integrals by Means of Power Series. In applied mathematics we frequently encounter definite integrals in which the indefinite integral cannot be found in closed form. Such integrals as, for example,

$$\int_0^1 \sin x^2 dx, \quad \int_0^1 e^{-x^2} dx$$

and many others are frequently encountered in the investigation of physical problems. By the use of the power series expansions of the integrand, we may find the value of these integrals to any desired accuracy. For example, let us consider the integral

$$(17.1) \quad \int_0^1 \sin x^2 dx = I$$

If we let $x^2 = u$, we have the Maclaurin expansion for u

$$(17.2) \quad \sin u = u - \frac{u^3}{3!} + \frac{u^5}{5!} - \dots$$

Hence we have

$$(17.3) \quad \sin x^2 = x^2 - \frac{x^6}{3!} + \frac{x^{10}}{5!} - \dots$$

Hence we have

$$(17.4) \quad I = \int_0^1 \sin x^2 dx = \int_0^1 \left(x^2 - \frac{x^6}{3!} + \frac{x^{10}}{5!} \right) dx \text{ approx.} \\ = \left(\frac{x^3}{3} - \frac{x^7}{42} + \frac{x^{11}}{1,320} \right) \Big|_0^1 = 0.3333 - 0.0238 + 0.0008 \\ = 0.3103$$

In certain investigations, we encounter the integral

$$(17.5) \quad F(k, \phi) = \int_0^\phi \frac{du}{\sqrt{1 - k^2 \sin^2 u}} \quad 0 < k < 1$$

This integral is called an elliptic integral of the first kind.

The integrand of this integral may be expanded by the binomial theorem in the form

$$(17.6) \quad (1 - k^2 \sin^2 u)^{-\frac{1}{2}} = 1 + \frac{k^2}{2} \sin^2 u + \frac{3k^4}{8} \sin^4 u + \dots$$

this series is convergent for $k < 1$ and for any value of u . If we place $u = \pi/2$, we get the convergent series

$$(17.7) \quad 1 + \frac{k^2}{2} + \frac{3k^4}{8} + \frac{3k^6}{16} + \dots$$

Since $|\sin u| \leq 1$, the terms of the series (17.6) are less than the corresponding terms of the series (17.7). It follows, therefore, by Weierstrass's M test that the series (17.6) is uniformly convergent in any interval of $|\sin u| \leq 1$. We may therefore integrate term by term. The integration is facilitated by the recursion formula

$$(17.8) \quad \int \sin^n u \, du = -\frac{\sin^{n-1} u \cos u}{n} + \left(\frac{n-1}{n}\right) \int \sin^{n-2} u \, du$$

given by No. 263, of Peirce's tables of integrals. If, in particular, $\phi = \pi/2$, we have

$$(17.9) \quad K(k) = \int_0^{\pi/2} \frac{du}{\sqrt{1 - k^2 \sin^2 u}} \quad (0 < k < 1)$$

This is the complete elliptic integral of the first kind. The integration may then be facilitated by Wallis's formula

$$(17.10) \quad \int_0^{\pi/2} \sin^n u \, du = \frac{1 \cdot 3 \cdot 5 \cdot \dots \cdot (n-1)}{2 \cdot 4 \cdot 6 \cdot \dots \cdot (n)} \frac{\pi}{2}$$

if n is an even integer (Peirce No. 483).

We then have

$$(17.11) \quad K = \frac{\pi}{2} \left[1 + \left(\frac{1}{2}\right)^2 k^2 + \left(\frac{1 \cdot 3}{2 \cdot 4}\right)^2 k^4 + \left(\frac{1 \cdot 3 \cdot 5}{2 \cdot 4 \cdot 6}\right)^2 k^6 + \dots \right]$$

This series may be used to compute K for various values of k . If, for example, $k = \sin 10^\circ$, we have

$$(17.12) \quad K = \frac{\pi}{2} (1 + 0.00754 + 0.00009 + \dots) = 1.5828$$

We may sometimes obtain the power series expansion of a function most readily by the evaluation of an integral.

For example, we have

$$(17.13) \quad \frac{d}{dx} (\sin^{-1} x) = \frac{1}{\sqrt{1-x^2}}$$

Hence

$$(17.14) \quad \sin^{-1} x = \int_0^x \frac{du}{\sqrt{1-u^2}}$$

Now by the binomial theorem, we have

$$(17.15) \quad (1-u^2)^{-\frac{1}{2}} = 1 + \frac{u^2}{2} + \frac{1 \cdot 3}{2 \cdot 4} u^4 + \frac{1 \cdot 3 \cdot 5}{2 \cdot 4 \cdot 6} u^6 + \dots$$

This series converges when $|u| < 1$.

If we now substitute this into (17.14) and integrate term by term, we have

$$(17.16) \quad \sin^{-1} x = x + \frac{1}{2} \frac{x^3}{3} + \frac{1 \cdot 3}{2 \cdot 4} \frac{x^5}{5} + \frac{1 \cdot 3 \cdot 5}{2 \cdot 4 \cdot 6} \frac{x^7}{7} + \dots$$

This series converges when $|x| < 1$.

If we let $x = \frac{1}{2}$, we have

$$(17.17) \quad \sin^{-1} \left(\frac{1}{2} \right) = \frac{\pi}{6} = \frac{1}{2} + \frac{1 \cdot 1}{2 \cdot 3} \left(\frac{1}{2} \right)^3 + \frac{1 \cdot 3 \cdot 1}{2 \cdot 4 \cdot 5} \left(\frac{1}{2} \right)^5 + \dots$$

or

$$(17.18) \quad \pi = 3.1415 \dots$$

18. Approximate Formulas Derived from Maclaurin's Series. It frequently happens in applied mathematics that by using a few terms of the power series by which a function is represented we obtain an approximate formula that has some degree of accuracy. Such approximate formulas are of great utility.

For example, by the use of the binomial series we may write down at once the following approximate formulas valid for small values of x :

$$(18.1) \quad (1+x)^n \doteq \underbrace{(1+nx)}_{\text{First approx.}} \doteq \underbrace{1+nx+\frac{1}{2}n(n-1)x^2}_{\text{Second approx.}}$$

where the symbol \doteq means approximately equal to. Also we have

$$(18.2) \quad (1+x)^{-n} \doteq 1 - nx \doteq 1 - nx + \frac{1}{2}n(n-1)x^2$$

From the Maclaurin series for the sine, we have

$$(18.3) \quad \sin x \doteq x - \frac{x^3}{6}$$

We might inquire for what value of x we may use the approximation

$$(18.4) \quad \sin x \doteq x$$

such that the result is accurate to three decimal places. Since the Maclaurin series for the sine is an alternating series, we know that if only the first term is retained the value of the remaining series is numerically less than the term $x^3/6$. Hence we *must* have

$$(18.5) \quad \left| \frac{x^3}{6} \right| < 0.0005$$

so that the result of the approximation shall be valid to three decimal places. Hence,

$$(18.6) \quad |x| < \sqrt[3]{0.003} < 0.1443 \text{ radian}$$

This corresponds to

$$(18.7) \quad |x| < 8.2^\circ$$

19. Use of Series for the Computation of Functions. In many cases the series expansion of a function gives a direct means for the computation of the numerical value of a function for a certain given value of the argument. In this way, tables of functions may be computed.

For example, let it be required to compute the value of $\sin(10^\circ)$. This may be done by the use of the Maclaurin series expansion of the sine.

$$(19.1) \quad \sin x = x - \frac{x^3}{3!} + \frac{x^5}{5!} - \frac{x^7}{7!} +$$

In this case, $x = 10^\circ = \pi/18$ radian.

Hence we have

$$(19.2) \quad \begin{aligned} \sin\left(\frac{\pi}{18}\right) &= \frac{\pi}{18} - \left(\frac{\pi}{18}\right)^3 \frac{1}{3!} + \left(\frac{\pi}{18}\right)^5 \frac{1}{5!} - \left(\frac{\pi}{18}\right)^7 \frac{1}{7!} \\ &= 0.1736 \end{aligned}$$

Since this is an alternating series, we know that the error introduced by stopping at this term is less than

$$\left(\frac{\pi}{18}\right)^9 \frac{1}{9!}$$

As another example, let us consider a series useful in the computation of logarithms.

The Maclaurin series expansion of the function $\ln(1+x)$ is easily shown to be

$$(19.3) \quad \ln(1+x) = x - \frac{x^2}{2} + \frac{x^3}{3} - \frac{x^4}{4} + \dots$$

If we let $x = -x$ in (19.3), we have

$$(19.4) \quad \ln(1-x) = -x - \frac{x^2}{2} - \frac{x^3}{3} - \frac{x^4}{4} - \dots$$

Now we have

$$(19.5) \quad \ln\left(\frac{1+x}{1-x}\right) = \ln(1+x) - \ln(1-x) \\ = 2\left(x + \frac{1}{3}x^2 + \frac{1}{5}x^4 + \frac{x^6}{7} + \dots\right)$$

This series converges when $|x| < 1$.

Now if we let

$$(19.6) \quad x = \left(\frac{1}{2n+1}\right) \quad n > 0$$

we have

$$(19.7) \quad \left(\frac{1+x}{1-x}\right) = \left(\frac{n+1}{n}\right)$$

Then $|x| < 1$ for all values of $n \neq 0$. If we substitute this into (19.5), we have

$$(19.8) \quad \ln(n+1) = \ln n + \\ 2\left(\frac{1}{(2n+1)} + \frac{1}{3(2n+1)^3} + \frac{1}{5(2n+1)^5} + \dots\right)$$

This series converges for all positive values of n and is well adapted to computation. For example, if we let $n = 1$, we have

$$(19.9) \quad \ln 2 = 2\left(\frac{1}{3} + \frac{1 \cdot 1}{3 \cdot 3^3} + \frac{1 \cdot 1}{5 \cdot 3^5} + \dots\right) \\ = 0.69315$$

If we let $n = 2$, we have

$$(19.10) \quad \ln 3 = \ln 2 + 2\left(\frac{1}{5} + \frac{1 \cdot 1}{3 \cdot 5^3} + \frac{1 \cdot 1}{5 \cdot 5^5} + \dots\right) \\ = 1.09861$$

In this way we may compute the natural logarithms of any number. If we wish the Briggs or common logarithms of numbers written

$\log n$, we have

$$(19.11) \quad \log n = \frac{\ln n}{\ln 10} = \frac{\ln n}{2.30258}$$

For example,

$$(19.12) \quad \log 2 = \frac{\ln 2}{\ln 10} = \frac{0.69315}{2.30258} = 0.3010 \dots$$

20. Evaluation of a Function Taking on an Indeterminate Form.

a. The Form (0/0). It sometimes happens that we encounter functions of the form $(\sin x)/x$, $(1 - \cos x)/x^2$, etc., and we wish to investigate the limiting value of these functions as the variable takes on the critical value of the variable. That is, we are given a function of the form $f(x)/\phi(x)$ such that $f(a) = 0$ and $\phi(a) = 0$. The function is indeterminate when $x = a$. It is then required to find

$$(20.1) \quad \lim_{x \rightarrow a} \frac{f(x)}{\phi(x)}$$

Now we have

$$(20.2) \quad \frac{f(a+b)}{\phi(a+b)} = \frac{f(a) + f'(a)b + f''(a)\frac{b^2}{2!} + \dots}{\phi(a) + \phi'(a)b + \phi''(a)\frac{b^2}{2!} + \dots}$$

by Taylor's series expansion for $f(a+b)$ and $\phi(a+b)$. Now

$$(20.3) \quad \lim_{x \rightarrow a} \frac{f(x)}{\phi(x)} = \lim_{b \rightarrow 0} \frac{f(a+b)}{\phi(a+b)}$$

But since by hypothesis $f(a) = 0$ and $\phi(a) = 0$, we have from (20.2) and (20.3)

$$(20.4) \quad \lim_{x \rightarrow a} \frac{f(x)}{\phi(x)} = \frac{f'(a)}{\phi'(a)}$$

This is known as L'Hospital's rule. If $f'(a)/\phi'(a)$ is again indeterminate, we apply the rule again. For example,

$$(20.5) \quad \lim_{x \rightarrow 0} \frac{1 - \cos x}{x^2} = \lim_{x \rightarrow 0} \frac{\sin x}{2x} = \lim_{x \rightarrow 0} \frac{\cos x}{2} = \frac{1}{2}$$

This form could have also been evaluated by the use of the first few terms of the Maclaurin expansion for the cosine, that is, if x is small, we have

$$(20.6) \quad \cos x = 1 - \frac{x^2}{2}$$

hence

$$(20.7) \quad 1 - \cos x = \frac{x^2}{2}$$

and we therefore have

$$(20.8) \quad \lim_{x \rightarrow 0} \frac{1 - \cos x}{x^2} = \lim_{x \rightarrow 0} \frac{x^2/2}{x^2} = \frac{1}{2}$$

b. The Form (∞/∞) . The indeterminate form (∞/∞) may be brought under the form $(0/0)$ by the device of writing the quotient in the form

$$(20.9) \quad \lim_{x \rightarrow a} \frac{f(x)}{\phi(x)} = \lim_{x \rightarrow a} \frac{1/\phi(x)}{1/f(x)}$$

Now since by hypothesis $\phi(a) = \infty$ and $f(a) = \infty$, we again have the form $(0/0)$ and we may then apply L'Hospital's rule.

For example, consider

$$(20.10) \quad \begin{aligned} \lim_{x \rightarrow \pi/2} \frac{\sec 3x}{\sec 5x} &= \lim_{x \rightarrow \pi/2} \frac{1/\sec 5x}{1/\sec 3x} \\ &= \lim_{x \rightarrow \pi/2} \frac{\cos 5x}{\cos 3x} = \lim_{x \rightarrow \pi/2} \frac{-5 \sin 5x}{-3 \sin 3x} \\ &= -\frac{5}{3} \end{aligned}$$

It may be shown that indeterminate forms of the form (∞/∞) may be brought under the same rule as L'Hospital's rule for the form $(0/0)$. The proof of this statement is rather lengthy, but it may be made plausible by the following heuristic process. Consider

$$(20.11) \quad \lim_{x \rightarrow a} \frac{f(x)}{\phi(x)}$$

where $f(a) = \infty$ and $\phi(a) = \infty$. Then we may write the quotient in the form

$$(20.12) \quad \lim_{x \rightarrow a} \frac{f(x)}{\phi(x)} = \lim_{x \rightarrow a} \frac{1/\phi(x)}{1/f(x)}$$

where this is now of the form $(0/0)$, and hence we may apply L'Hospital's rule to it. On carrying out the differentiation, we have

$$(20.13) \quad \begin{aligned} \lim_{x \rightarrow a} \frac{f(x)}{\phi(x)} &= \lim_{x \rightarrow a} \frac{-\phi'(x)/\phi^2(x)}{-f'(x)/f^2(x)} \\ &= \lim_{x \rightarrow a} \left\{ \left[\frac{f(x)}{\phi(x)} \right]^2 \frac{\phi'(x)}{f'(x)} \right\} \end{aligned}$$

Now since the limit of a product is equal to the product of the limits, we have

$$(20.14) \quad \lim_{x \rightarrow a} \frac{f(x)}{\phi(x)} = \lim_{x \rightarrow a} \frac{f^2(x)}{\phi^2(x)} \lim_{x \rightarrow a} \frac{\phi'(x)}{f'(x)}$$

And hence,

$$(20.15) \quad \lim_{x \rightarrow a} \frac{J(x)}{\phi(x)} = \lim_{x \rightarrow a} \frac{f'(x)}{\phi'(x)}$$

This is the same rule as that for the evaluation of indeterminate forms of the form $(0/0)$.

As an example of this rule, consider

$$(20.16) \quad \begin{aligned} \lim_{x \rightarrow 0} \frac{\ln x}{\csc x} &= \lim_{x \rightarrow 0} \frac{1/x}{-\csc x \cot x} \\ &= \lim_{x \rightarrow 0} \frac{-\sin^2 x}{x \cos x} = \lim_{x \rightarrow 0} \frac{-x^2}{x} = 0 \end{aligned}$$

c. Form $0 \cdot \infty$. If a function $f(x) \cdot \phi(x)$ takes on the indeterminate form $0 \cdot \infty$ for $x = a$, we may write the given function in the form

$$(20.17) \quad f(x) \cdot \phi(x) = \frac{f(x)}{1/\phi(x)} = \frac{\phi(x)}{1/f(x)}$$

This causes it to take on one of the forms $(0/0)$ or (∞/∞) which we may evaluate by the methods of part *a* or *b* above.

For example, consider

$$(20.18) \quad \begin{aligned} \lim_{x \rightarrow 0} x \ln x &= \lim_{x \rightarrow 0} \frac{\ln x}{1/x} = \lim_{x \rightarrow 0} \frac{1/x}{-1/x^2} \\ &= 0 \end{aligned}$$

d. Form $(\infty - \infty)$. It is possible in general to transform the expression into a fraction that will assume the form $(0/0)$ or (∞/∞) for the critical value of the argument.

For example,

$$(20.19) \quad \begin{aligned} \lim_{x \rightarrow \pi/2} (\sec x - \tan x) &= \lim_{x \rightarrow \pi/2} \frac{1 - \sin x}{\cos x} \\ &= \lim_{x \rightarrow \pi/2} \frac{-\cos x}{-\sin x} = 0 \end{aligned}$$

e. Forms $(1^\infty, 0^0, \infty^0)$. In general it is possible to transform these forms to the cases discussed in parts *a* and *b*.

Example 1

$$(20.20) \quad \lim_{x \rightarrow 0} (\cos x)^{1/x^2} = 1^0$$

Let

$$(20.21) \quad u = (\cos x)^{1/x^2}$$

$$(20.22) \quad \lim_{x \rightarrow 0} \ln u = \lim_{x \rightarrow 0} \frac{\ln (\cos x)}{x^2} = \lim_{x \rightarrow 0} \frac{-\sin x / \cos x}{2x}$$

$$= \lim_{x \rightarrow 0} \frac{-\sec^2 x}{2} = -\frac{1}{2}$$

Hence

$$(20.23) \quad \lim_{x \rightarrow 0} u = e^{-\frac{1}{2}}$$

Example 2

$$(20.24) \quad \lim_{x \rightarrow 0} x^{\sin x} = 0^0$$

$$(20.25) \quad \lim_{x \rightarrow 0} x^{\sin x} = \lim_{x \rightarrow 0} x^x$$

Let

$$(20.26) \quad u = x^x$$

$$(20.27) \quad \lim_{x \rightarrow 0} \ln u = \lim_{x \rightarrow 0} x \ln x = \lim_{x \rightarrow 0} \frac{\ln u}{1/x}$$

$$= \lim_{x \rightarrow 0} \frac{1/x}{-1/x^2} = 0$$

Hence

$$(20.28) \quad \lim_{x \rightarrow 0} u = e^0 = 1$$

Example 3

$$(20.29) \quad \lim_{x \rightarrow 0} \left(\frac{1}{x}\right)^{\sin x} = \infty^0$$

Let

$$(20.30) \quad u = \left(\frac{1}{x}\right)^{\sin x}$$

Hence

$$(20.31) \quad \lim_{x \rightarrow 0} \ln u = \lim_{x \rightarrow 0} \sin x \ln \left(\frac{1}{x}\right) = \lim_{x \rightarrow 0} \frac{\cos x}{-1/x} = 0$$

Hence

$$(20.32) \quad \lim_{x \rightarrow 0} u = e^0 = 1$$

Example 4

$$(20.33) \quad \lim_{n \rightarrow \infty} \left(1 + \frac{1}{n}\right)^n = 1^\infty$$

Let

$$(20.34) \quad u = \left(1 + \frac{1}{n}\right)^n, \quad \frac{1}{n} = x$$

$$(20.35) \quad \lim_{n \rightarrow \infty} \ln u = \lim_{x \rightarrow 0} \frac{\ln(1+x)}{x} \\ = \lim_{x \rightarrow 0} \frac{1/(1+x)}{1} = 1$$

Hence

$$(20.36) \quad \lim_{n \rightarrow \infty} u = \lim_{x \rightarrow 0} u = e^1 = e$$

The above examples are typical of indeterminate forms that may be brought under cases *a* and *b* by the use of logarithmic transformations.

PROBLEMS

Test the following series for convergence or divergence:

$$1. \frac{1}{1} + \frac{1}{\sqrt{2^3}} + \frac{1}{\sqrt{3^3}} + \cdots + \frac{1}{\sqrt{n^3}} + \cdots \quad (\text{convergent})$$

$$2. \frac{1}{1} + \frac{1}{\sqrt[3]{2}} + \frac{1}{\sqrt[3]{3}} + \cdots + \frac{1}{\sqrt[3]{n}} + \cdots \quad (\text{divergent})$$

$$3. \frac{1}{3} + \frac{1}{\sqrt{3}} + \frac{1}{\sqrt[3]{3}} + \cdots + \frac{1}{\sqrt[n]{3}} + \cdots \quad (\text{divergent})$$

$$4. \frac{1}{2 \ln 2} + \frac{1}{3 \ln 3} + \frac{1}{4 \ln 4} + \cdots \quad (\text{divergent})$$

$$5. \frac{1}{2} + \frac{1}{5} + \frac{1}{10} + \cdots + \frac{1}{1+n^2} + \cdots \quad (\text{convergent})$$

For what values of the variable x are the following series convergent?

$$6. 1 + x + x^2 + x^3 + \cdots \quad \text{Ans. } -1 < x < 1$$

$$7. x - \frac{x^2}{2} + \frac{x^3}{3} - \frac{x^4}{4} + \cdots \quad \text{Ans. } -1 < x \leq 1$$

$$8. x + \frac{x^2}{\sqrt{2}} + \frac{x^3}{\sqrt{3}} + \cdots \quad \text{Ans. } -1 \leq x < 1$$

$$9. 1 + x + \frac{x^2}{2!} + \frac{x^3}{3!} + \cdots \quad \text{Ans. All values of } x$$

$$10. 1 - x + \frac{x^2}{2^2} - \frac{x^3}{3^2} + \cdots \quad \text{Ans. } -1 \leq x \leq 1$$

$$11. \frac{ax}{2} + \frac{a^2x^2}{5} + \frac{a^3x^3}{10} + \cdots + \frac{a^nx^n}{n^2+1} + \cdots \quad a > 0, \text{ Ans. } -\frac{1}{a} \leq x \leq \frac{1}{a}$$

Using the binomial series, find approximately the values of the following numbers.

$$12. \sqrt[4]{98}$$

$$13. \sqrt[4]{35}$$

$$14. \frac{1}{\sqrt[3]{30}}$$

$$15. \sqrt[4]{630}$$

Verify the following expansions of functions by Maclaurin's series and determine for what values of the variable they are convergent:

16. $e^x = 1 + x + \frac{x^2}{2!} + \dots + \frac{x^{n-1}}{(n-1)!} + \dots$ (all values)

17. $\ln(1+x) = x - \frac{x^2}{2} + \frac{x^3}{3} - \frac{x^4}{4} + \dots$ $-1 < x \leq 1$

18. $\sin^{-1} x = x + \frac{1 \cdot x^3}{2 \cdot 3} + \frac{1 \cdot 3 \cdot x^5}{2 \cdot 4 \cdot 5} + \dots$

Verify the following expansions:

19. $\tan x = x + \frac{x^3}{3} + \frac{2x^5}{15} + \frac{17x^7}{315} + \dots$

20. $\cosh x = \frac{1}{2}(e^x + e^{-x}) = 1 + \frac{x^2}{2!} + \frac{x^4}{4!} + \frac{x^6}{6!} + \dots$

21. $\ln \cos x = -\frac{x^2}{2} - \frac{x^4}{12} - \frac{x^6}{45} \dots$

Compute the values of the following functions by substituting directly in their power series expansion:

22. $e = 2.7182$

23. $\tan^{-1} \frac{1}{2} = 0.1973$

24. $\cos 10^\circ = 0.9848$

25. $\sqrt{e} = 1.6487$

Obtain the following expansions:

26. $e^{-x} \cos x = 1 - x + \frac{1}{2}x^2 - \frac{1}{6}x^3 + \dots$

27. $\frac{\cos x}{\sqrt{1+x}} = 1 - \frac{1}{2}x - \frac{1}{8}x^2 - \frac{x^3}{16} + \frac{49x^4}{384} + \dots$

28. $\frac{\ln(1+x)}{1+\sin x} = x - \frac{3}{2}x^2 + \frac{11}{6}x^3 - \frac{23}{12}x^4 + \dots$

Using series, find approximately the values of the following integrals:

29. $\int_0^{\frac{1}{2}} \frac{\cos x \, dx}{(1+x)} \doteq .3914$

30. $\int_0^{\frac{1}{2}} e^x \ln(1+x) \, dx \doteq 0.0628$

31. $\int_0^{\frac{1}{2}} \frac{e^{-x^2} \, dx}{\sqrt{1-x^2}} \doteq 0.4815$

32. $\int_0^1 e^{-x^2} \, dx$

33. $\int_0^1 e^{-x} \cos \sqrt{x} \, dx$

34. How many terms of the Maclaurin's series for $\sin x$ must be taken to give $\sin 45^\circ$ correct to five decimal places?

35. How many terms of the series $\ln(1+x)$ must be taken to give $\ln(1.2)$ correct to five decimals?

36. Verify the approximate formula $\ln(10+x) \doteq 2.303 + \frac{x}{10}$.

Evaluate each of the following indeterminate forms:

37. $\lim_{x \rightarrow \infty} \frac{\ln x}{x^n}$ *Ans.* 0

38. $\lim_{\theta \rightarrow \pi/2} \frac{\tan 3\theta}{\tan \theta}$ *Ans.* $\frac{1}{3}$

39. $\lim_{x \rightarrow 0} \left(\frac{1}{\sin^2 x} - \frac{1}{x^2} \right)$ *Ans.* $\frac{1}{3}$

40. $\lim_{x \rightarrow \infty} \frac{x + \ln x}{x \ln x}$

41. $\lim_{x \rightarrow 1} \left(\frac{2}{x^2 - 1} - \frac{1}{x - 1} \right)$

Ans. $-\frac{1}{2}$

42. $\lim_{x \rightarrow 2} \frac{x^2 - 4}{x^2} \tan \frac{\pi x}{4}$

43. $\lim_{x \rightarrow 0} \left(\frac{1}{\sin^3 x} - \frac{1}{x^3} \right)$

Test the following series for uniform convergence:

✓44. $\frac{\cos x}{1^2} + \frac{\cos 3x}{3^2} + \frac{\cos 5x}{5^2} + \dots$

✓45. $\frac{\sin x}{1} + \frac{\sin 3x}{3} + \frac{\sin 5x}{5} + \dots$

References

1. GOURSAT, E.: "A Course in Mathematical Analysis," Ginn and Company, Boston, 1904.
2. WILSON, E. B.: "Advanced Calculus," Ginn and Company, Boston, 1911.
3. BROMWICH, T. J.: "Theory of Infinite Series," Macmillan & Company Ltd., London, 1908.
4. WHITTAKER, E. T., and G. N. WATSON: "A Course in Modern Analysis," Cambridge University Press, London, 1927.

CHAPTER II

COMPLEX NUMBERS

1. Introduction. In this chapter some of the fundamental definitions and operations involving complex numbers will be discussed. The study of the complex variable will be taken up in Chap. XIX in detail. Complex numbers are of great importance in applied mathematics. The calculation of the distribution of alternating currents in electrical circuits, the study of the forced vibrations of a dynamical system, the study of the variation of temperature in solids, and a host of other problems of applied mathematics are most easily solved by the use of complex numbers. Accordingly, the basic definitions and operations involving complex quantities must be clearly understood.

2. Complex Numbers. A complex number is a quantity of the form

$$(2.1) \quad z = x + jy$$

Here x and y are real numbers and j is a unit defined by the equation

$$(2.2) \quad j = \sqrt{-1}$$

The number x is called the real part of the complex number, and the number y is the imaginary part. It is seen that when $y = 0$, the complex number becomes a real number, so that the real numbers form a subclass of the complex numbers. If $x = 0$, the complex number becomes a pure imaginary number.

3. Rules for the Manipulation of Complex Numbers. Having defined complex numbers, it is necessary to state rules for their manipulation. These two fundamental rules are

a. A complex number $z = x + jy$ is zero when, and only when, $x = 0$ and $y = 0$.

b. Complex numbers obey the ordinary laws of algebra with the addition that $j^2 = -1$.

From these two rules follow the formulas for addition, subtraction, and multiplication. That is, we have

$$(3.1) \quad z_1 \pm z_2 = (x_1 + jy_1) \pm (x_2 + jy_2) = (x_1 \pm x_2) \pm j(y_1 \pm y_2)$$

$$(3.2) \quad z_1 z_2 = (x_1 + jy_1)(x_2 + jy_2) = (x_1 x_2 - y_1 y_2) + j(x_1 y_2 + x_2 y_1)$$

The quotient of two numbers, such as

$$(3.3) \quad \frac{z_1}{z_2} = \frac{x_1 + jy_1}{x_2 + jy_2}$$

may be most conveniently found by multiplying the dividend and divisor by $x_2 - jy_2$. We thus have

$$(3.4) \quad \frac{z_1}{z_2} = \frac{(x_1 + jy_1)(x_2 - jy_2)}{(x_2 + jy_2)(x_2 - jy_2)} = \frac{x_1x_2 + y_1y_2}{(x_2^2 + y_2^2)} + j \frac{(x_2y_1 - x_1y_2)}{(x_2^2 + y_2^2)}$$

It thus appears that the sum, difference, and quotient of two complex numbers are themselves complex numbers. If two complex numbers are equal, we have

$$(3.5) \quad x_1 + jy_1 = x_2 + jy_2$$

then from (3.1), we have

$$(3.6) \quad (x_1 - x_2) + j(y_1 - y_2) = 0$$

Now by postulate *a*

$$(3.7) \quad \begin{aligned} x_1 - x_2 &= 0, & x_1 &= x_2 \\ y_1 - y_2 &= 0, & y_1 &= y_2 \end{aligned}$$

We therefore see that two complex numbers are equal when, and only when, the real part of one is equal to the real part of the other and the imaginary part of one is equal to the imaginary part of the other.

Two complex numbers that differ only in the sign of their imaginary parts are called conjugate imaginary. That is,

$$(3.8) \quad z_1 = x + jy$$

and

$$(3.9) \quad z_2 = x - jy$$

are conjugate imaginary. This relation is expressed symbolically by the notation

$$(3.10) \quad z_1 = \bar{z}_2$$

4. Graphical Representation and Trigonometric Form. Although complex numbers are essentially algebraic quantities, they may be given a convenient geometric interpretation. Let us consider the point *P* of the *xy* plane given by Fig. 4.1.

To the point *P* corresponds a definite pair of values of *x* and *y*, the coordinates of the point. Therefore to *P* there may be made to

correspond to the complex number z where

$$(4.1) \quad z = x + jy$$

In this diagram, the x axis is called the axis of reals since real numbers are represented by points on it. The y axis is called the axis of imaginaries. If we introduce polar coordinates, we have

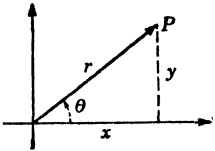


FIG. 4.1.

$$(4.2) \quad x = r \cos \theta, \quad y = r \sin \theta$$

Then from (4.1), we have

$$(4.3) \quad z = r(\cos \theta + j \sin \theta)$$

This is called the *polar form* of the complex number. The number r , which is always taken positive, is called the *modulus*, or the absolute value of the complex number z , and is equal to the length of the line OP . Then

$$(4.4) \quad |z| = r = \sqrt{x^2 + y^2}$$

The angle θ is called the *angle* or *argument* of z . Then

$$(4.5) \quad \cos \theta = \frac{x}{\sqrt{x^2 + y^2}}, \quad \sin \theta = \frac{y}{\sqrt{x^2 + y^2}}$$

In Chap. I, it was demonstrated that $\cos \theta$ and $\sin \theta$ have the following Maclaurin expansions:

$$(4.6) \quad \begin{aligned} \cos \theta &= 1 - \frac{\theta^2}{2!} + \frac{\theta^4}{4!} - \frac{\theta^6}{6!} + \dots \\ \sin \theta &= \theta - \frac{\theta^3}{3!} + \frac{\theta^5}{5!} - \frac{\theta^7}{7!} + \dots \\ e^u &= 1 + \frac{u}{1!} + \frac{u^2}{2!} + \frac{u^3}{3!} + \dots \end{aligned}$$

Hence we have

$$(4.7) \quad \begin{aligned} (\cos \theta + j \sin \theta) &= \left(1 - \frac{\theta^2}{2!} + \frac{\theta^4}{4!} \dots \right) + \\ &\quad j \left(\theta - \frac{\theta^3}{3!} + \frac{\theta^5}{5!} \dots \right) \\ &= 1 + j\theta - \frac{\theta^2}{2!} - \frac{j\theta^3}{3!} + \frac{\theta^4}{4!} + \frac{j\theta^5}{5!} \dots \\ &= 1 + (j\theta) + \frac{(j\theta)^2}{2!} + \frac{(j\theta)^3}{3!} + \frac{(j\theta)^4}{4!} + \dots \\ &= e^{j\theta} \end{aligned}$$

where we have made use of the fact that $j^2 = -1$, $j^3 = -j$, $j^4 = 1$, etc. In the same manner, we obtain

$$(4.8) \quad e^{-j\theta} = \cos \theta - j \sin \theta$$

From (4.7) and (4.8) it follows immediately that

$$(4.9) \quad \cos \theta = \frac{e^{j\theta} + e^{-j\theta}}{2}, \quad \sin \theta = \frac{e^{j\theta} - e^{-j\theta}}{2j}$$

These formulas show a remarkable relation between the exponential and trigonometric functions. By the law of multiplication of series, it is easy to show that

$$(4.10) \quad e^{x_1}e^{x_2} = e^{(x_1+x_2)}$$

Hence we have

$$(4.11) \quad e^{x+iy} = e^x e^{iy} = e^x(\cos y + j \sin y)$$

From (4.10), we also have

$$(4.12) \quad (e^{j\theta})^n = e^{jn\theta}$$

Hence by (4.7), we obtain

$$(4.13) \quad (\cos \theta + j \sin \theta)^n = (\cos n\theta + j \sin n\theta)$$

Equation (4.7) makes it possible to write a complex number in the convenient form

$$(4.14) \quad z = (x + jy) = r(\cos \theta + j \sin \theta) = re^{j\theta}$$

This form of writing complex numbers is very convenient when complex numbers are to be multiplied or divided. For example,

$$(4.15) \quad \begin{aligned} z_1 z_2 &= (r_1 e^{j\theta_1})(r_2 e^{j\theta_2}) \\ &= r_1 r_2 e^{j(\theta_1 + \theta_2)} \end{aligned}$$

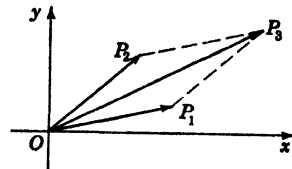


FIG. 4.2.

That is, to multiply two complex numbers, we multiply their moduli to get the modulus of the product and add their angles to get the angle of the product. Division is performed as follows:

$$(4.16) \quad \frac{z_1}{z_2} = \frac{r_1 e^{j\theta_1}}{r_2 e^{j\theta_2}} = \frac{r_1}{r_2} e^{j(\theta_1 - \theta_2)}$$

In this case the moduli are divided and the angles subtracted.

Let us take two complex numbers z_1 and z_2 represented by the points P_1 and P_2 , respectively, as shown in Fig. 4.2.

It is easy to see from the principle of addition of two complex numbers that their sum ($z_1 + z_2$) is represented by the point P_3 found by constructing a parallelogram on the sides OP_1 and OP_2 . From the figure, it follows that

$$(4.17) \quad |z_1 + z_2| \leq |z_1| + |z_2|$$

The equality sign holds when OP_1 and OP_2 are in the same straight line and have equal angles.

5. Powers and Roots. The value of z^n where n is a positive integer may be found by successive multiplication of z by itself. Since

$$(5.1) \quad z = x + jy$$

we can find $(x + jy)^n$ by applying the binomial theorem. That is, we have

$$(5.2) \quad \begin{cases} z^2 = (x + jy)^2 = x^2 - y^2 + 2jxy \\ z^3 = (x + jy)^3 = x^3 - 3xy^2 + j(3x^2y - y^3) \end{cases}$$

A simpler method of raising a complex number to a power is to use the polar form of z . We then have

$$(5.3) \quad z^n = (re^{j\theta})^n = r^n e^{jn\theta}$$

If $r = 1$, we have de Moivre's theorem

$$(5.4) \quad (e^{j\theta})^n = (\cos \theta + j \sin \theta)^n = (\cos n\theta + j \sin n\theta)$$

It must be noted that any multiple of 2π may be added to the angle θ without altering z since

$$(5.5) \quad \begin{aligned} z &= r(\cos \theta + j \sin \theta) \\ &= r[\cos(\theta + 2k\pi) + j \sin(\theta + 2k\pi)] \\ &= re^{j(\theta + 2k\pi)} \end{aligned}$$

where k is any integer. This is the general form of the complex number z .

The root $z^{1/n}$, where n is a positive integer, is a number which raised to the n th power gives z . From the general form of z given by

(5.5), we have

$$(5.6) \quad z^{1/n} = r^{1/n} e^{j\left(\frac{\theta + 2k\pi}{n}\right)} = r^{1/n} \left[\cos\left(\frac{\theta + 2k\pi}{n}\right) + j \sin\left(\frac{\theta + 2k\pi}{n}\right) \right]$$

We obtain n distinct values of $z^{1/n}$ by giving k the values 0, 1, 2, \dots , $(n - 1)$ successively. Here $r^{1/n}$ is to be taken as the numerical positive root of the real positive number r . This enables us to solve the equation

$$(5.7) \quad \omega^n = 1$$

Here we have

$$(5.8) \quad \omega = 1^{1/n}$$

If we write 1 in the general polar form, we have

$$(5.9) \quad 1 = e^{j(0+2k\pi)}$$

Hence

$$(5.10) \quad 1^{1/n} = e^{j\left(\frac{2k\pi}{n}\right)} = \cos\left(\frac{2k\pi}{n}\right) + j \sin\left(\frac{2k\pi}{n}\right)$$

where $k = 0, 1, 2, \dots, (n - 1)$.

It is thus seen that the n roots of unity are spaced around a unit circle in the complex plane in a symmetric fashion.

6. Exponential and Trigonometric Functions. We define the trigonometric and exponential function for complex values of the argument z by the Maclaurin series expansions.

$$(6.1) \quad e^z = 1 + \frac{z}{1!} + \frac{z^2}{2!} + \frac{z^3}{3!} + \dots$$

$$(6.2) \quad \sin z = z - \frac{z^3}{3!} + \frac{z^5}{5!} - \dots$$

$$(6.3) \quad \cos z = 1 - \frac{z^2}{2!} + \frac{z^4}{4!} - \dots$$

When z is real, these become the elementary functions. From (6.1), we have

$$(6.4) \quad e^0 = 1$$

$$(6.5) \quad e^{z_1}e^{z_2} = e^{(z_1+z_2)}$$

These are the fundamental properties of the exponential function. From (6.1), (6.2), and (6.3), we also get

$$(6.6) \quad e^{jz} = \cos z + j \sin z$$

$$(6.7) \quad e^{-jz} = (\cos z - j \sin z)$$

From (6.6) and (6.7), we have

$$(6.8) \quad \sin z = \frac{e^{jz} - e^{-jz}}{2j}, \quad \cos z = \frac{e^{jz} + e^{-jz}}{2}$$

with the aid of (6.5), we have

$$(6.9) \quad \begin{cases} \sin(z_1 + z_2) = \sin z_1 \cos z_2 + \cos z_1 \sin z_2 \\ \cos(z_1 + z_2) = \cos z_1 \cos z_2 - \sin z_1 \sin z_2 \end{cases}$$

If we place $z_1 = x$, $z_2 = jy$ in the equations, we obtain

$$(6.10) \quad \begin{aligned} \sin(x + jy) &= \sin x \cos jy + \cos x \sin jy \\ &= \sin x \left(\frac{e^y + e^{-y}}{2} \right) + \cos x \left(j \frac{e^y - e^{-y}}{2} \right) \\ &= \sin x \cosh y + j \cos x \sinh y \end{aligned}$$

In the same way,

$$(6.11) \quad \begin{aligned} \cos(x + jy) &= \cos x \left(\frac{e^y + e^{-y}}{2} \right) - \sin x \left(j \frac{e^y - e^{-y}}{2} \right) \\ &= \cos x \cosh y - j \sin x \sinh y \end{aligned}$$

We know from elementary trigonometry that

$$(6.12) \quad \begin{aligned} \sin(x + 2k\pi) &= \sin x \\ \cos(x + 2k\pi) &= \cos x \end{aligned}$$

where x is a real number and k is an integer. Hence

$$(6.13) \quad e^{z+2k\pi j} = e^z e^{2k\pi j} = e^z [\cos(2k\pi) + j \sin(2k\pi)] = e^z$$

From (6.10) and (6.11), we have

$$(6.14) \quad \sin(z + 2k\pi) = \sin z, \quad \cos(z + 2k\pi) = \cos z$$

It is thus evident that the exponential function is a periodic function with the imaginary period $2\pi j$. The sine and cosine are periodic functions with the real period 2π .

7. The Hyperbolic Functions. The hyperbolic sine and the hyperbolic cosine are defined for complex values of their argument by the equation

$$(7.1) \quad \sinh z = \frac{e^z - e^{-z}}{2}, \quad \cosh z = \frac{e^z + e^{-z}}{2}$$

From these definitions, we have

$$(7.2) \quad \sinh(jz) = \frac{e^{jz} - e^{-jz}}{2} = j \sin z$$

$$(7.3) \quad \cosh(jz) = \frac{e^{jz} + e^{-jz}}{2} = \cos z$$

Also

$$(7.4) \quad \sinh(z) = \frac{e^{-j(jz)} - e^{j(jz)}}{2} = -j \sin(jz)$$

$$(7.5) \quad \cosh(z) = \frac{e^{-j(jz)} + e^{j(jz)}}{2} = \cos(jz)$$

It is thus apparent that hyperbolic functions are essentially trigonometric functions. Relations between trigonometric functions

therefore give rise to relations between hyperbolic functions with certain differences arising from the presence of the factor j .

For example, since we have

$$(7.6) \quad \sin^2 jz + \cos^2 jz = 1$$

we have from (7.4) and (7.5)

$$(7.7) \quad \cosh^2 z - \sinh^2 z = 1$$

From the above definitions it is easy to show that

$$(7.8) \quad \begin{cases} \sinh(z_1 + z_2) = \sinh z_1 \cosh z_2 + \cosh z_1 \sinh z_2 \\ \cosh(z_1 + z_2) = \cosh z_1 \cosh z_2 + \sinh z_1 \sinh z_2 \end{cases}$$

As a special case of these equations, we have

$$(7.9) \quad \begin{cases} \sinh(x + jy) = \sinh x \cos y + j \cosh x \sin y \\ \cosh(x + jy) = \cosh x \cos y + j \sinh x \sin y \end{cases}$$

These equations enable one to separate the hyperbolic functions into their real and imaginary parts.

It may be seen from (7.8) that

$$(7.10) \quad \begin{cases} \sinh(z + 2k\pi j) = \sinh(z) \\ \cosh(z + 2k\pi j) = \cosh(z) \end{cases}$$

That is, the hyperbolic sine and the hyperbolic cosine are periodic functions with the imaginary period $2\pi j$.

8. The Logarithmic Function. By definition, if

$$(8.1) \quad z = e^\omega$$

then

$$(8.2) \quad \omega = \ln z$$

From this definition, we deduce the following fundamental properties of the logarithmic function:

$$(8.3) \quad \ln(z_1 \cdot z_2) = \ln z_1 + \ln z_2$$

$$(8.4) \quad \ln\left(\frac{z_1}{z_2}\right) = \ln z_1 - \ln z_2$$

$$(8.5) \quad \ln z^n = n \ln z$$

$$(8.6) \quad \ln 1 = 0$$

The logarithm of a complex number may be separated into its real and imaginary parts in the following manner:

$$(8.7) \quad z = x + jy = r(\cos \theta + j \sin \theta) = re^{j\theta}$$

Then

$$(8.8) \quad \begin{aligned} \ln z &= \ln (re^{j\theta}) = \ln r + \ln e^{j\theta} = \ln r + j\theta \\ &= \frac{1}{2} \ln (x^2 + y^2) + j \tan^{-1} \left(\frac{y}{x} \right) \end{aligned}$$

In Eq. (8.8), $\ln r$ is the real logarithm of the positive number r , which is found in the usual tables. The logarithm of a real negative number may now be found. For example, we may find the logarithm of (-5) as follows:

$$(8.9) \quad -5 = 5e^{j\pi}$$

Hence,

$$(8.10) \quad \ln(-5) = \ln 5 + j\pi = 1.6094 + j\pi$$

In particular,

$$(8.11) \quad \ln(-1) = j\pi$$

It must be noted that the logarithm of a number has an infinite number of values differing by multiples of $2\pi j$. This may easily be seen since

$$(8.12) \quad z = re^{j(\theta + 2k\pi)} \quad k = 0, \pm 1, \pm 2$$

Hence,

$$(8.13) \quad \ln z = \ln r + j(\theta + 2k\pi) \quad k = 0, \pm 1, \pm 2, \pm 3$$

9. The Inverse Hyperbolic and Trigonometric Functions. The inverse hyperbolic and trigonometric functions are closely connected with the logarithmic function.

By definition, if

$$(9.1) \quad z = \sinh \omega = \frac{e^\omega - e^{-\omega}}{2}$$

$$(9.2) \quad \omega = \sinh^{-1} z$$

From (9.1) we have

$$(9.3) \quad 2z = (e^\omega - e^{-\omega})$$

or

$$(9.4) \quad e^{2\omega} - 2ze^\omega - 1 = 0$$

If we let

$$(9.5) \quad y = e^\omega$$

Eq. (9.4) becomes

$$(9.6) \quad y^2 - 2zy - 1 = 0$$

and, therefore,

$$(9.7) \quad y = z \pm \sqrt{z^2 + 1} = e^\omega$$

Hence,

$$(9.8) \quad \omega = \sinh^{-1} z = \ln (z \pm \sqrt{z^2 + 1})$$

By definition we have, if

$$(9.9) \quad z = \cosh \omega = \frac{e^\omega + e^{-\omega}}{2}$$

then

$$(9.10) \quad \omega = \cosh^{-1} z = \ln (z \pm \sqrt{z^2 - 1})$$

The hyperbolic tangent is defined by

$$(9.11) \quad z = \tanh \omega = \frac{\sinh \omega}{\cosh \omega} = \frac{e^\omega - e^{-\omega}}{e^\omega + e^{-\omega}}$$

and by definition

$$(9.12) \quad \omega = \tanh^{-1} z = \frac{1}{2} \ln \left(\frac{1+z}{1-z} \right)$$

The foregoing equations are true for any complex quantity z .

The inverse trigonometric functions $\sin^{-1} z$, $\cos^{-1} z$, and $\tan^{-1} z$ may also be expressed in terms of logarithms. This may be done in the same manner as that used above for the hyperbolic functions, we have, if

$$(9.13) \quad z = \sin \omega = \frac{(e^{j\omega} - e^{-j\omega})}{2j}$$

then

$$(9.14) \quad \omega = \sin^{-1} z = \frac{1}{j} \ln (jz \pm \sqrt{1 - z^2})$$

If

$$(9.15) \quad z = \cos \omega = \frac{(e^{j\omega} + e^{-j\omega})}{2}$$

then

$$(9.16) \quad \omega = \cos^{-1} z = \frac{1}{j} \ln (z \pm \sqrt{z^2 - 1})$$

If

$$(9.17) \quad z = \tan \omega = \frac{\sin \omega}{\cos \omega} = \frac{(e^{j\omega} - e^{-j\omega})}{j(e^{j\omega} + e^{-j\omega})}$$

then

$$(9.18) \quad \omega = \tan^{-1} z = \frac{1}{2j} \ln \left[\frac{(1 + jz)}{(1 - jz)} \right]$$

These equations are true for any complex quantity z . The detailed study of functions of a complex variable in general will be postponed until Chap. XIX.

PROBLEMS

1. Show that the sum of two conjugate imaginary quantities is real and that their difference is a pure imaginary. Prove that their product is real. When will their quotient be real?
2. Determine all the roots of the equation $z^5 = 2 + 4j$ and plot them.
3. Find the cube roots of -1 and plot them.
4. Write the polynomial $x^4 + a^4$ as the product of its linear factors and as the product of its quadratic factors.
5. Show that $e^{\pi j} = -1$ and $e^{\pi j/2} = j$.
6. Compute $e^{(1+j)}$ in the form $a + jb$, and determine a and b to four places of decimals.
7. Show that $|e^z| = e^x$ and that $|e^{j\theta}| = 1$ where $z = x + j$ and θ is real.
8. Find all the possible values of $(j)^j$.
9. Determine all the values of π^{π} .
10. Find all the values of $\ln(2 - j3)$.
11. Express e^z in terms of $\tan z$.
12. Find the sum of the geometric progression

$$\sum_{r=1}^{r=n} e^{j r z}$$

From this sum and the result obtained when z is replaced by $(-z)$, deduce that

$$\sum_{r=1}^{r=n} \sin rz = \frac{\cos \frac{z}{2} - \cos \left(n + \frac{1}{2} \right) z}{2 \sin \frac{z}{2}}$$

and

$$\sum_{r=1}^{r=n} \cos rz = \frac{\sin \left(n + \frac{1}{2} \right) z - \sin \frac{z}{2}}{2 \sin \frac{z}{2}}$$

References

1. OSGOOD, W. F.: "Advanced Calculus," Chap. 20, The Macmillan Company, New York, 1933.
2. MACROBERT, T. M.: "Functions of a Complex Variable," Macmillan & Company, Ltd., London, 1933.
3. ROTHE, R., F. OLLENDORF, and K. POHLHAUSEN: "Theory of Functions as Applied to Engineering Problems," Massachusetts Institute of Technology Press, Cambridge, Mass., 1933.
4. WHITTAKER, E. T., and G. N. WATSON: "Modern Analysis," Cambridge University Press, London, 1927.

CHAPTER III

MATHEMATICAL REPRESENTATION OF PERIODIC PHENOMENA, FOURIER SERIES AND THE FOURIER INTEGRAL

1. Introduction. In this chapter the mathematical representation of periodic phenomena will be considered. The use of complex numbers to represent periodic phenomena will be developed. This leads naturally to a consideration of the complex form of the Fourier representation of periodic functions. This form of Fourier series is extensively used by physicists but not generally used by engineers. From the standpoint of utility, the complex form of Fourier series has marked advantages over the more cumbersome form involving sines and cosines. It is widely used in the modern literature in studying the response of electrical circuits and mechanical vibrating systems to the action of periodic potentials and forces. A brief discussion of the Fourier integral is given. The treatment of the Fourier series and the Fourier integral is heuristic; an account of the rigorous investigations of Dirichlet on the subject belongs in a book on analysis.

2. Simple Harmonic Vibrations. The simplest periodic process that occurs in nature is described mathematically by the sine or the cosine function. Such processes as the oscillations of a pendulum through small amplitudes, the vibrations of a tuning fork, and other similar physical phenomena are of this type. If the process repeats itself f times a second the function representing the simple oscillation is either

$$(2.1) \quad u = A \sin 2\pi ft \quad \text{or} \quad u = A \cos 2\pi ft$$

A is called the amplitude and f the frequency of the vibration. Besides the frequency f , it is customary to speak of the angular frequency of the vibration ω defined by

$$(2.2) \quad \omega = 2\pi f$$

A phenomenon described by a simple sine or cosine function is called a simple harmonic vibration.

We may simplify the computations involving these functions considerably by using imaginary exponentials instead of trigonometric

functions. We have from the Euler formula of Chap. II

$$(2.3) \quad e^{j\omega t} = \cos \omega t + j \sin \omega t \quad j = \sqrt{-1}$$

If we let

$$(2.4) \quad Z = Ae^{j\omega t}$$

then Z represents a complex number whose representative point in the complex plane describes a circle of radius A with angular velocity ω . The projections on the real and imaginary axes are, respectively,

$$(2.5) \quad \begin{cases} x = \text{Re } Z = A \cos \omega t \\ y = \text{Im } Z = A \sin \omega t \end{cases}$$

where the symbol Re means "the real part of" and Im means the "imaginary part of." Since physical calculations deal with real quantities, the final results of a computation using complex numbers must be translated into real magnitudes. This may be done simply, since an equation involving complex numbers means that the real as well as the imaginary parts satisfy the equation.

It sometimes happens that the square of the amplitude of the oscillation is of importance. This may be readily obtained from its complex representation by multiplying it by its conjugate. That is, since

$$(2.6) \quad Z = Ae^{-j\omega t}$$

then

$$(2.7) \quad ZZ = Ae^{j\omega t} Ae^{-j\omega t} = A^2$$

Consider two vibrations of the same frequency but of different phase δ of the form

$$(2.8) \quad \begin{cases} u_1 = A_1 \cos \omega t = \text{Re } (A_1 e^{j\omega t}) \\ u_2 = A_2 \cos (\omega t + \delta) = \text{Re } (A_2 e^{j(\omega t + \delta)}) \end{cases}$$

Hence,

$$(2.9) \quad u_1 + u_2 = \text{Re } (A_1 e^{j\omega t} + A_2 e^{j(\omega t + \delta)})$$

We also have

$$(2.10) \quad A_1 e^{j\omega t} + A_2 e^{j(\omega t + \delta)} = e^{j\omega t} (A_1 + A_2 e^{j\delta})$$

and

$$(2.11) \quad \begin{aligned} (A_1 + A_2 e^{j\delta}) &= (A_1 + A_2 \cos \delta) + jA_2 \sin \delta \\ &= M e^{j\phi} \end{aligned}$$

where

$$(2.12) \quad M = \sqrt{(A_1 + A_2 \cos \delta)^2 + A_2^2 \sin^2 \delta}$$

and

$$(2.13) \quad \phi = \tan^{-1} \left(\frac{A_2 \sin \delta}{A_1 + A_2 \cos \delta} \right)$$

Hence we have from (2.9)

$$(2.14) \quad \begin{aligned} u_1 + u_2 &= \operatorname{Re} M e^{i(\omega t + \phi)} \\ &= M \cos (\omega t + \phi) \end{aligned}$$

The amplitude M of the resulting vibration is given as a third side of the triangle having the amplitudes A_1 and A_2 as adjacent sides and δ as exterior angle, as shown in Fig. 2.1.

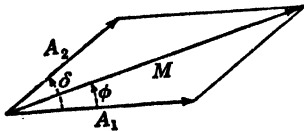


FIG. 2.1.

The difference in phase ϕ between the resultant vibration and u_1 is the angle between the sides M and A_1 of this triangle. It is noted that the construction in Fig. 2.1 corresponds exactly with the addition of two complex numbers in the

complex plane. From this consideration, we obtain the following rule:

To obtain the resultant of two vibrations having equal frequencies but differing in phase, add the corresponding complex numbers. The amplitude and phase of the resultant are given by the length and direction, respectively, of the complex number representing this sum.

This method is most frequently used in electrical engineering and is sometimes referred to as "the vector diagram" because of the manner in which the quantities are combined. This diagram may be drawn for any instant of time, but since the phase difference is constant, the entire triangle rotates as a rigid figure with the angular speed ω as time advances. It is therefore possible to choose any position such as the real axis, for example, for the line of the first vibration.

If more than two vibrations of the same frequency but of different phases are to be compounded, we obtain the magnitude and phase resultant by plotting the individual complex numbers representing the several vibrations and adding them.

3. Representation of More Complicated Periodic Phenomena, Fourier Series. Let us consider an arbitrary process that is repeated every T sec. Let this process be represented by

$$(3.1) \quad u = F(t) \checkmark$$

Since, by hypothesis, the process repeats itself every T sec, we have

$$(3.2) \quad F(t + T) = F(t)$$

Let us make the proviso that $F(t)$ is single-valued and finite and has a finite number of discontinuities and a finite number of maxima and minima in the interval of one oscillation, T . Under these conditions, which in the mathematical literature are known as Dirichlet conditions, the function $F(t)$ may be represented over a complete period and hence from $t = -\infty$ to $t = +\infty$, except at the discontinuities, by a series of simple harmonic functions, the frequencies of which are integral multiples of the fundamental frequency. Such series are called Fourier series after their discoverer. For a proof of the possibility of developing $F(t)$ in a Fourier series under these very general conditions, the reader is referred to the references at the end of this chapter. Dirichlet's treatment of the subject is long and difficult and has no place in a book on applied mathematics. In his treatment, the sum of n terms of the series is taken and it is shown that when n becomes infinitely great the sum approaches $F(t)$ provided the above conditions are satisfied. At a discontinuity in $F(t)$, the value of the series is the mean of the values of $F(t)$ on both sides of the discontinuity.

The method of determining the coefficients will now be given. It is most convenient to start from the complex representation and write

$$(3.3) \quad F(t) = a_0 + a_1 e^{j\omega t} + a_2 e^{2j\omega t} + \cdots + a_n e^{jn\omega t} + \cdots + \\ a_{-1} e^{-j\omega t} + a_{-2} e^{-2j\omega t} + \cdots + a_{-n} e^{-jn\omega t} + \cdots \\ = \sum_{n=-\infty}^{n=+\infty} a_n e^{jn\omega t}$$

where

$$(3.4) \quad \omega = \frac{2\pi}{T}$$

Since the left member of (3.3) is real, the coefficients of the series on the right must be such that no imaginary terms occur. To determine a_0 , we integrate both sides over one complete period, that is, from 0 to $T = 2\pi/\omega$. We thus obtain

$$(3.5) \quad \int_0^{2\pi/\omega} F(t) dt = \int_0^{2\pi/\omega} \left(\sum_{n=-\infty}^{n=+\infty} a_n e^{jn\omega t} \right) dt \\ = \sum_{n=-\infty}^{n=+\infty} a_n \int_0^{2\pi/\omega} e^{jn\omega t} dt$$

where we have assumed term by term integration permissible.

The integral of the general term is

$$(3.6) \quad \int_0^{2\pi/\omega} e^{jn\omega t} dt = \frac{1}{jn\omega} e^{jn\omega t} \Big|_0^{2\pi/\omega} = \frac{1}{jn\omega} (e^{j2n\pi} - 1) = 0$$

if $n \neq 0$.

If $n = 0$, we have

$$(3.7) \quad \int_0^{2\pi/\omega} dt = \frac{2\pi}{\omega} = T$$

Hence (3.5) reduces to

$$(3.8) \quad \int_0^T F(t) dt = a_0 T$$

or

$$(3.9) \quad a_0 = \frac{1}{T} \int_0^T F(t) dt = \overline{F(t)}$$

where $\overline{F(t)}$ denotes the mean value of $F(t)$.

To determine the other coefficients, we multiply both sides of (3.3) by $e^{-jn\omega t}$ and integrate as before from $t = 0$ to $t = T = 2\pi/\omega$. Again all terms on the right are equal to zero because of the periodicity of the imaginary exponentials except the a_n term which contains no exponential factor. This gives the value T on integration. We then have

$$(3.10) \quad \int_0^T F(t)e^{-jn\omega t} dt = a_n T$$

or

$$(3.11) \quad a_n = \frac{1}{T} \int_0^T F(t)e^{-jn\omega t} dt$$

Equation (3.11) gives the coefficient of the general term in the expression (3.3). The coefficient a_0 is a special case of (3.11). We have also from (3.11) the relation

$$(3.12) \quad a_{-n} = \frac{1}{T} \int_0^T F(t)e^{jn\omega t} dt$$

We thus see that a_n and a_{-n} are conjugate imaginaries, and we have

$$(3.13) \quad a_{-n} = \bar{a}_n$$

The usual real form of the Fourier series may be obtained in the following manner. Equation (3.3) may be written in the following form:

$$\begin{aligned}
 (3.14) \quad F(t) &= \sum_{n=-\infty}^{n=-1} a_n e^{jn\omega t} + a_0 + \sum_{n=1}^{n=\infty} a_n e^{jn\omega t} \\
 &= \sum_{n=-\infty}^{n=-1} a_{-n} e^{-jn\omega t} + a_0 + \sum_{n=1}^{n=\infty} a_n e^{jn\omega t} \\
 &= a_0 + \sum_{n=1}^{n=\infty} (a_n e^{jn\omega t} + a_{-n} e^{-jn\omega t}) \checkmark
 \end{aligned}$$

By using Euler's relation, this may be written in the form

$$(3.15) \quad F(t) = a_0 + \sum_{n=1}^{n=\infty} (a_n + a_{-n}) \cos n\omega t + \sum_{n=1}^{n=\infty} j(a_n - a_{-n}) \sin n\omega t$$

If we now let

$$(3.16) \quad A_n = (a_n + a_{-n}), \quad B_n = j(a_n - a_{-n}), \quad \frac{A_0}{2} = a_0$$

we obtain

$$(3.17) \quad F(t) = \frac{A_0}{2} + \sum_{n=1}^{n=\infty} A_n \cos n\omega t + \sum_{n=1}^{n=\infty} B_n \sin n\omega t$$

This is the usual real form of the Fourier series. By using (3.16) and (3.11), we obtain the coefficients A_n and B_n directly in terms of $F(t)$. We thus obtain

$$\begin{aligned}
 (3.18) \quad A_n &= (a_n + a_{-n}) = \frac{1}{T} \int_0^T F(t)(e^{-jn\omega t} + e^{jn\omega t}) dt \\
 &= \frac{2}{T} \int_0^T F(t) \cos (n\omega t) dt
 \end{aligned}$$

We also have

$$\begin{aligned}
 (3.19) \quad B_n &= j(a_n - a_{-n}) = \frac{1}{T} \int_0^T F(t)j(e^{-jn\omega t} - e^{jn\omega t}) dt \\
 &= \frac{2}{T} \int_0^T F(t) \sin (n\omega t) dt
 \end{aligned}$$

The $A_0/2$ term is introduced in the series (3.17) so that Eq. (3.18) giving the general term A_n will be applicable for A_0 as well. In either the complex or the real form of Fourier series, the constant term is always equal to the mean value of the function.

A third form of the Fourier series involving phase angles may be obtained from (3.17) by letting

$$(3.20) \quad A_n \cos n\omega t + B_n \sin n\omega t = C_n \cos (n\omega t - \phi_n) \\ = C_n \cos n\omega t \cos \phi_n + C_n \sin n\omega t \sin \phi_n$$

Equating the coefficients of like cosine and sine terms, we have

$$(3.21) \quad A_n = C_n \cos \phi_n, \quad B_n = C_n \sin \phi_n$$

and hence

$$(3.22) \quad C_n = \sqrt{A_n^2 + B_n^2}, \quad \phi_n = \tan^{-1} \frac{B_n}{A_n}$$

In this case, the series takes the form

$$(3.23) \quad F(t) = \frac{A_0}{2} + \sum_{n=1}^{n=\infty} C_n \cos (n\omega t - \phi_n)$$

or

$$(3.24) \quad F(t) = \frac{A_0}{2} + \sum_{n=1}^{n=\infty} C_n \sin \left(n\omega t + \frac{\pi}{2} - \phi_n \right)$$

The complex form of the Fourier series has many advantages over the real form involving sines and cosines. It is much simpler to perform processes of differentiation and integration with the form (3.3) than with the real forms, and also no harmonic phase angles appear explicitly in the complex form but are contained in the complex character of the coefficients.

4. Examples of Fourier Expansions of Functions. Let it be required to obtain the Fourier expansion of the function of Fig. 4.1.

This function is assumed to continue in the same fashion in both directions. The origin of the time is arbitrarily chosen as indicated.

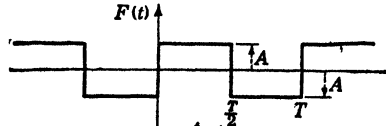


FIG. 4.1.

The coefficients of the complex Fourier series are given by Eq. (3.11). We thus have

$$(4.1) \quad a_n = \frac{1}{T} \int_0^T F(t) e^{-jn\omega t} dt = \frac{A}{T} \int_0^{T/2} e^{-jn\omega t} dt - \frac{A}{T} \int_{T/2}^T e^{-jn\omega t} dt \\ = \frac{A}{T} \left(\int_0^{\pi/\omega} e^{-jn\omega t} dt - \int_{\pi/\omega}^{2\pi/\omega} e^{-jn\omega t} dt \right) \\ = \frac{A}{Tjn\omega} \left(e^{-jn\omega t} \Big|_{\pi/\omega}^0 + e^{-jn\omega t} \Big|_{\pi/\omega}^{2\pi/\omega} \right) \\ = \begin{cases} 0 & \text{if } n = 0, \text{ or } n \text{ is even} \\ \frac{2A}{jn\pi} & \text{if } n \text{ is odd} \end{cases}$$

The complex Fourier series expansion of this function is therefore

$$(4.2) \quad F(t) = \frac{2A}{j\pi} \sum_{n=-\infty}^{n=+\infty} \frac{e^{jn\omega t}}{n} \quad n \text{ odd}$$

The coefficients of the real Fourier series are given by (3.18). We thus have

$$(4.3) \quad \begin{cases} A_n = (a_n + a_{-n}) = \frac{2A}{\pi j} \left(\frac{1}{n} - \frac{1}{-n} \right) = 0 \\ B_n = j(a_n - a_{-n}) = \frac{2A}{\pi} \left(\frac{1}{n} + \frac{1}{-n} \right) = \frac{4A}{n\pi} \end{cases}$$

Hence the real Fourier series expansion of this function is

$$(4.4) \quad F(t) = \frac{4A}{\pi} \sum_{n=1}^{n=\infty} \frac{\sin(n\omega t)}{n} \quad n \text{ odd}$$

It is interesting to determine the character of the Fourier series expansion of the function of Fig. 4.1 if we had taken the origin of time at a point t_0 to the right of the origin in Fig. 4.1 where

$$(4.5) \quad t_0 = \frac{\theta}{\omega}$$

We may obtain the required result from (4.2) if we introduce the change of variable

$$(4.6) \quad t = t' + \frac{\theta}{\omega}$$

where t' is the time measured from the new origin. Substituting this into (4.2), we obtain

$$(4.7) \quad F(t') = \frac{2A}{\pi j} \sum_{n=-\infty}^{n=+\infty} \frac{e^{jn\theta} e^{jn\omega t'}}{n} \quad n \text{ odd}$$

The coefficient of the general term is now

$$(4.8) \quad a_n = \frac{2A}{\pi j n} e^{jn\theta} \quad n \text{ odd}$$

If $\theta = \pi/2$ the origin of time is chosen at the center of the positive half cycle. In that case we have

$$(4.9) \quad a_n = \frac{2A}{\pi j n} e^{jn\frac{\pi}{2}} \quad n \text{ odd}$$

Hence, in this case we have

$$(4.10) \quad \begin{aligned} A_n &= (a_n + a_{-n}) = \frac{2A}{\pi j n} (e^{jn\frac{\pi}{2}} - e^{-jn\frac{\pi}{2}}) \\ &= \frac{2A}{\pi j n} \left[2j \sin \left(\frac{n\pi}{2} \right) \right] = \frac{4A}{\pi n} \sin \left(\frac{n\pi}{2} \right) \end{aligned}$$

$$(4.11) \quad B_n = j(a_n - a_{-n}) = \frac{2A}{\pi n} (e^{jn\frac{\pi}{2}} + e^{-jn\frac{\pi}{2}}) = \frac{4A}{\pi n} \cos \left(\frac{n\pi}{2} \right) = 0$$

Hence in this we have

$$(4.12) \quad F'(t') = \frac{4A}{\pi} \sum_{n=1}^{n=\infty} \frac{\sin(n\pi/2)}{n} \cos(n\omega t) \quad n \text{ odd}$$

for the real form of the Fourier expansion of the function of Fig. 4.1.

As a more complicated example of the Fourier series expansion of a function, let us consider the function defined by Fig. 4.2.

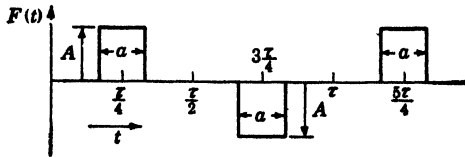


FIG. 4.2.

This function consists essentially of a series of positive and negative pulses that have a fundamental period of T sec. The time origin has been chosen so that each pulse comes in the center of a half period. This choice of origin makes the Fourier series simpler. The duration of each pulse is denoted by a .

To obtain the general coefficient of the complex Fourier series of this function, we use the general equation (3.11). We then have

$$(4.13) \quad a_n = \frac{A}{T} \left(\int_{\frac{\tau}{4} - \frac{a}{2}}^{\frac{\tau}{4} + \frac{a}{2}} e^{-jn\omega t} dt - \int_{\frac{3\tau}{4} - \frac{a}{2}}^{\frac{3\tau}{4} + \frac{a}{2}} e^{-jn\omega t} dt \right)$$

where

$$(4.14) \quad T = \frac{2\pi}{\omega}$$

We notice that the second integral is identical with the first except for the limits of integration which are advanced by $T/2 = \pi/\omega$. We may therefore combine the above integral into a single integral and obtain

$$(4.15) \quad a_n = \frac{\omega A}{2\pi} (1 - e^{-in\pi}) \int_{\frac{\pi}{2\omega} - \frac{a}{2}}^{\frac{\pi}{2\omega} + \frac{a}{2}} e^{-jn\omega t} dt$$

Evaluating the integral, we obtain

$$(4.16) \quad a_n = \frac{\omega A (1 - e^{-in\pi}) e^{-jn\frac{\pi}{2}}}{2\pi j n \omega} (e^{jn\frac{\omega a}{2}} - e^{-jn\frac{\omega a}{2}})$$

The factor $(1 - e^{-in\pi})$ vanishes for $n = 0$ and for even values of n . For odd integral values of n , it is equal to 2. For these values, we also have

$$(4.17) \quad e^{-jn\frac{\pi}{2}} = j(-1)^{\frac{n+1}{2}} \quad n \text{ odd}$$

If we let

$$(4.18) \quad \delta = \frac{2a}{T} = \frac{\omega a}{\pi}$$

The parameter δ is the ratio of the duration of the pulse a to the fundamental half period. δ is a real number that varies from zero to unity depending on the relative width of the pulse as compared with the fundamental half period. If $\delta = 1$, we have the function of Fig. 4.1.

With this notation, (4.16) becomes

$$(4.19) \quad a_n = j(-1)^{\frac{n+1}{2}} \frac{2A \sin(n\delta\pi/2)}{n\pi} \quad n \text{ odd}$$

It is easy to show that if $\delta = 1$ this reduces to

$$(4.20) \quad a_n = \frac{2A}{jn\pi}$$

as it should.

5. Some Remarks About Convergence of Fourier Series. It remains to say something about the convergence of Fourier series. To do this, it is convenient to examine the coefficients of the real form of the Fourier series. These are given by (3.18) and (3.19) in the form

$$(5.1) \quad A_n = \frac{2}{T} \int_0^T F(t) \cos(n\omega t) dt$$

and

$$(5.2) \quad B_n = \frac{2}{T} \int_0^T F(t) \sin(n\omega t) dt$$

From these equations it is evident that the coefficients A_n and B_n must diminish indefinitely as n increases because of the more and more rapid fluctuation in sign of $\cos (n\omega t)$ and $\sin (n\omega t)$ and the consequent more complete canceling of the various elements of the definite integrals (5.1) and (5.2).

Stokes has formulated more definite results. The following statement must be understood to refer to a function that satisfies the Dirichlet conditions, but care is necessary in particular cases to determine whether discontinuities of $F(t)$ or its derivatives are introduced at the terminal points of the various segments.

a. If $F(t)$ has a finite number of isolated discontinuities in a period, the coefficients converge ultimately toward zero like the members of the sequence

$$(5.3) \quad 1, \frac{1}{2}, \frac{1}{3}, \frac{1}{4}, \dots$$

b. If $F(t)$ is everywhere continuous while its first derivative $F'(t)$ has a finite number of isolated discontinuities, the convergence is ultimately that of the sequence

$$(5.4) \quad 1, \frac{1}{2^2}, \frac{1}{3^2}, \frac{1}{4^2}, \dots$$

c. If $F(t)$ and $F'(t)$ are continuous while $F''(t)$ is discontinuous at isolated points, the sequence of comparison is

$$(5.5) \quad 1, \frac{1}{2^3}, \frac{1}{3^3}, \frac{1}{4^3}, \dots$$

d. In general, if $F(t)$ and its derivatives up to the order $(n - 1)$ are continuous while the n th derivative (in a period) has a finite number of isolated discontinuities, the convergence is ultimately as

$$(5.6) \quad 1, \frac{1}{2^{n+1}}, \frac{1}{3^{n+1}}, \frac{1}{4^{n+1}}, \dots$$

The nature of the proof of these statements, which is simple, may be briefly indicated for the sine series.

If we integrate by parts, we have

$$(5.7) \quad B_n = \frac{2}{T} \int_0^T F(t) \sin (n\omega t) dt \\ = -\frac{1}{n} \left[\frac{F(t) \cos (n\omega t)}{\pi} \right]_0^T + \frac{1}{\pi n} \int_0^T F'(t) \cos (n\omega t) dt$$

The integrated term is to be calculated separately for each of the segments lying between the points of discontinuity of $F(t)$, if there

are any that lie in the range extending from $t = 0$ to $t = T$. If there is no discontinuity of $F(t)$ even at the points $t = 0$ and $t = T$, the first term vanishes. If there is a discontinuity, then there is for all values of n an upper limit to the coefficient of $1/n$ in the first part of (5.7). Let us denote this limit by M . The definite integral in the second term tends ultimately to zero as n increases because of the fluctuations in the sign of $\cos(n\omega t)$. Hence B_n is comparable with M/n .

If there is no discontinuity in $F(t)$, we have

$$(5.8) \quad B_n = \frac{1}{\pi n} \int_0^T F'(t) \cos(n\omega t) dt$$

If we again integrate by parts, we obtain

$$(5.9) \quad B_n = \frac{1}{n^2} \left[\frac{F'(t) \sin(n\omega t)}{\pi\omega} \right]_0^T - \frac{1}{\pi\omega n^2} \int_0^T F''(t) \sin(n\omega t) dt$$

In the integrated term of (5.9) we must take into account the discontinuities of $F'(t)$ in the interval if there are any. If $F'(t)$ has discontinuities, denote by M the upper limit of the coefficient of $1/n^2$, we then see that B_n is ultimately comparable to M/n^2 since the second term of (5.9) vanishes because of the fluctuation of $\sin(n\omega t)$. This outlines the method of proof, and the course of the argument is apparent.

The preceding statements concerning the convergence of Fourier series are very useful. We thus know beforehand how well or how poorly the series will converge. We also have a partial check on the numerical work in some problems.

Differentiating a Fourier series makes the convergence poorer, while integrating the series increases its convergence. When a Fourier series has been differentiated until it converges as $1/n$, it cannot be further differentiated.

6. Effective Values and the Average of a Product. The determination of the root-mean-square or the effective value of a periodic function is a common problem in electric-circuit theory and in the theory of mechanical vibrations. The manner in which this may be done by the use of the complex Fourier series expansion of the function will be demonstrated.

Suppose that we have a period function $F(t)$ whose Fourier series expansion is given by

$$(6.1) \quad F(t) = \sum_{n=-\infty}^{n=+\infty} a_n e^{jn\omega t}$$

By definition the root-mean-square or effective value of the function F_E over a period T is given by

$$(6.2) \quad F_E^2 = \frac{1}{T} \int_0^T F^2(t) dt \quad T = \frac{2\pi}{\omega}$$

To obtain $F^2(t)$ we use the series expansion (6.1) and obtain

$$(6.3) \quad \begin{aligned} F^2(t) &= \left(\sum_{n=-\infty}^{+\infty} a_n e^{jn\omega t} \right) \left(\sum_{r=-\infty}^{+\infty} a_r e^{jr\omega t} \right) \\ &= \sum_{n=-\infty}^{+\infty} \sum_{r=-\infty}^{+\infty} a_n a_r e^{j(n+r)\omega t} \end{aligned}$$

It is necessary to use two different indices in the multiplication to avoid confusion. Substituting (6.3) into (6.2), we obtain

$$(6.4) \quad F_E^2 = \frac{1}{T} \int_0^T \sum_{n=-\infty}^{+\infty} \sum_{r=-\infty}^{+\infty} a_n a_r e^{j(n+r)\omega t} dt$$

Carrying out term by term integration, we obtain

$$(6.5) \quad F_E^2 = \frac{1}{T} \sum_{n=-\infty}^{+\infty} \sum_{r=-\infty}^{+\infty} a_n a_r \int_0^{2\pi/\omega} e^{j(n+r)\omega t} dt$$

However, we have

$$(6.6) \quad \begin{aligned} \int_0^{2\pi/\omega} e^{jm\omega t} dt &= \frac{e^{jm\omega t}}{jm\omega} \Big|_0^{2\pi/\omega} = 0 \quad \text{if } m \text{ is any integer} \\ &= \frac{2\pi}{\omega} = T \quad \text{if } m = 0 \end{aligned}$$

It follows, therefore, that all the integrals in (6.5) vanish except those for which

$$(6.7) \quad r = -n$$

and we have

$$(6.8) \quad F_E^2 = \frac{1}{T} \sum_{n=-\infty}^{+\infty} \sum_{r=-\infty}^{+\infty} a_n a_{-n} T = \sum_{n=-\infty}^{+\infty} a_n a_{-n}$$

This result may be put into a different form by recognizing that a_{-n} is the conjugate of a_n ; hence the quantity in the summation sign is the square of the magnitude of a_n . Since summation over negative values of n gives the same result as the summation over positive values

of n , we have

$$(6.9) \quad F_x^2 = 2 \sum_{n=1}^{\infty} |a_n|^2 + a_0^2$$

Another problem that occurs frequently in electric-circuit theory and the theory of mechanical vibrations is the problem of determining the average value over a period of the product of two periodic functions having the same period. Suppose we have the two periodic functions, having the period T .

$$(6.10) \quad \begin{cases} F_1(t) = \sum_{n=-\infty}^{+\infty} a_n e^{jn\omega t} \\ F_2(t) = \sum_{r=-\infty}^{+\infty} b_r e^{jr\omega t} \end{cases} \quad T = \frac{2\pi}{\omega}$$

We wish to compute

$$(6.11) \quad P = \frac{1}{T} \int_0^T F_1(t) F_2(t) dt$$

Substituting (6.10) into (6.11) and interchanging the order of summation and integration, we have

$$(6.12) \quad P = \frac{1}{T} \sum_{n=-\infty}^{n=+\infty} \sum_{r=-\infty}^{r=+\infty} a_n b_r \int_0^T e^{j(n+r)\omega t} dt$$

This is the same integral that we evaluated in (6.5). The result is

$$(6.13) \quad P = \sum_{n=-\infty}^{n=+\infty} a_n b_{-n}$$

This is a very concise form for the average of the product.

7. Modulated Vibrations and Beats. A very interesting type of oscillation occurs in radio telephony. There we encounter "modulated vibrations." These are oscillations in which the maximum amplitude itself is a periodic function of the time. The amplitude changes slowly compared with the frequency of the actual vibration. The latter vibration is called the "carrier wave" and has a frequency of the order of 10^6 cycles/sec., while the frequency of modulation is the frequency of the radiated tone and is of the order of 1000 cycles/sec. This type of oscillation may be represented by the equation

$$(7.1) \quad u = A (1 + K \sin \omega_1 t) \sin \omega_2 t \quad \omega_2 \gg \omega_1$$

By a familiar trigonometric formula, this may be written in the form

$$(7.2) \quad u = A \sin \omega_2 t - \frac{AK}{2} \cos (\omega_2 + \omega_1)t + \frac{AK}{2} \cos (\omega_2 - \omega_1)t$$

This signifies the combination of two vibrations of equal amplitude and having frequencies of $(\omega_2 + \omega_1)$ and $(\omega_2 - \omega_1)$ which are very close together. In practice, this type of vibration may be produced in either of two ways. One method is to modulate a carrier frequency, and another is to combine two oscillations that differ very little in frequency. This latter case is known in the theory of sound as "beats." The angular frequency of the beats is $(\omega_2 - \omega_1)$.

Equation (7.1) represents the simplest case of a class of functions called "almost-periodic." If, for example, ω_1 and ω_2 are not commensurable, then the function u has no definite period, that is, no fixed interval T exists such that the value of u is repeated at a time $(T + t)$.

8. The Propagation of Periodic Disturbances in the Form of Waves.

Let us consider a process that varies as either the real or imaginary part of the function

$$(8.1) \quad u(x, t) = A e^{j\omega \left(t - \frac{x}{v}\right)}$$

In this case as t (the time) increases the argument of the function changes. If, however, the coordinate x increases in such a way that the argument of the exponential function remains constant, that is, if

$$(8.2) \quad \left(t - \frac{x}{v}\right) = \text{const.}$$

then the phase of the function $u(x, t)$ is unaltered. We thus see that (8.1) represents a disturbance that travels along the x axis with a phase velocity of

$$(8.3) \quad \frac{dx}{dt} = v$$

Now let us consider a given instant of time t_0 . For this value of t , we have

$$(8.4) \quad u(x, t_0) = A e^{j\omega \left(t_0 - \frac{x}{v}\right)}$$

The value of the function at a given point x_1 is given at this instant by

$$(8.5) \quad u(x_1, t_0) = A e^{j\omega \left(t_0 - \frac{x_1}{v}\right)}$$

If we now move along the x axis to a new point x_2 such that the function at x_2 resumes its value at x , we have

$$(8.6) \quad e^{j\omega\left(t_0 - \frac{x_1}{v}\right)} = e^{j\omega\left(t_0 - \frac{x_2}{v}\right)}$$

or

$$(8.7) \quad e^{-j\frac{\omega x_1}{v}} = e^{-j\frac{\omega x_2}{v}}$$

and hence

$$(8.8) \quad e^{j\frac{\omega}{v}(x_2 - x_1)} = 1$$

or

$$(8.9) \quad \frac{\omega}{v}(x_2 - x_1) = 2\pi$$

and hence

$$(8.10) \quad (x_2 - x_1) = \lambda = \frac{2\pi v}{\omega} = vT$$

The distance λ that gives the separation of the successive points of equal phase is called the "wave length." If f is the frequency of the oscillation, we have from (8.10)

$$(8.11) \quad \frac{\lambda}{T} = \lambda f = v$$

that is,

$$(8.12) \quad \text{Wave length} \times \text{frequency} = \text{velocity of propagation of phase}$$

A process that varies in the form (8.1) is called a "plane wave" since u is constant in any plane perpendicular to the direction of propagation x . The simple plane wave (8.1) is a particular integral of a partial differential equation that is easily deduced. If u is differentiated twice with respect to t and twice with respect to x , we obtain

$$(8.13) \quad \frac{\partial^2 u}{\partial t^2} = -\omega^2 A e^{j\omega\left(t - \frac{x}{v}\right)}$$

$$\frac{\partial^2 u}{\partial x^2} = -\frac{\omega^2}{v^2} A e^{j\omega\left(t - \frac{x}{v}\right)}$$

and hence

$$(8.14) \quad \frac{\partial^2 u}{\partial x^2} = \frac{1}{v^2} \frac{\partial^2 u}{\partial t^2}$$

This is called the wave equation in one dimension. It is fundamental in the study of many important physical phenomena. A detailed discussion of the wave equation is given in Chap. XVI.

✓ **9. The Fourier Integral.** In this section, we shall consider the limiting form of the Fourier series as the fundamental period T is made infinite. We shall see that when this is done the series passes into an integral. A rigorous derivation of the Fourier integral is beyond the scope of this discussion and will be found in the works quoted in the references at the end of this chapter. However, the heuristic derivation given here shows the general trend of the argument. We start with the complex Fourier series expansion of the periodic function $F(t)$

$$(9.1) \quad F(t) = \sum_{n=-\infty}^{n=+\infty} a_n e^{in\omega t} \quad T = \frac{2\pi}{\omega}$$

where the coefficients a_n are given by

$$(9.2) \quad a_n = \frac{1}{T} \int_0^T F(u) e^{-in\omega u} du$$

Now because of the assumed periodicity of $F(t)$ we can take the range of integration in (9.2) from $-T/2$ to $+T/2$ instead of from 0 to T . We thus have

$$(9.3) \quad a_n = \frac{1}{T} \int_{-T/2}^{+T/2} F(u) e^{-in\omega u} du \quad \omega = \frac{2\pi}{T}$$

Substituting this into (9.1), we obtain

$$(9.4) \quad F(t) = \sum_{n=-\infty}^{n=+\infty} \frac{1}{T} \int_{-T/2}^{+T/2} F(u) e^{\frac{2\pi nj}{T}(t-u)} du$$

Let us now place

$$(9.5) \quad \frac{1}{T} = \Delta s$$

This gives

$$(9.6) \quad F(t) = \sum_{n=-\infty}^{n=+\infty} \Delta s \int_{-T/2}^{+T/2} F(u) e^{2\pi nj(t-u) \Delta s} du$$

Now the definite integral $\int_0^\infty \phi(s) ds$ is defined as the limit, for Δs infinitely small, of the sum

$$(9.7) \quad \sum_{n=0}^{n=\infty} \phi(n \Delta s) \Delta s$$

Also, we have

$$(9.8) \quad \int_{-\infty}^{+\infty} \phi(s) ds = \int_{-\infty}^0 \phi(s) ds + \int_0^\infty \phi(s) ds = \sum_{n=-\infty}^{n=+\infty} \phi(n \Delta s) \Delta s$$

From this it follows that as T grows beyond all bound the expression (9.6) passes over into the Fourier integral

$$(9.9) \quad \begin{aligned} F(t) &= \int_{-\infty}^{+\infty} ds \int_{-\infty}^{+\infty} F(u) e^{2\pi i s(t-u)} du \\ &= \int_{-\infty}^{+\infty} e^{2\pi i s t} ds \int_{-\infty}^{+\infty} F(u) e^{-2\pi i s u} du \end{aligned}$$

The second form of the identity (9.9) shows that the function $F(t)$ may be expressed by a continuous series of harmonics.

The possibility of such a representation is of great importance in the analytical treatment of functions that are otherwise not expressible by a unified mathematical expression.

The limitations on $F(t)$ that allow the above formal procedure to be valid will now be given:

a. $F(t)$ must be a single-valued function of the real variable t throughout the range $-\infty < t < \infty$. It may, however, have a finite number of finite discontinuities.

b. At a point of discontinuity t_0 , the function will be given the mean value

$$F(t_0) = \frac{1}{2}[F(t_0 + 0) + F(t_0 - 0)]$$

c. The integral $\int_{-\infty}^{+\infty} |F(t)| dt$ must exist.

We noted that when we expand a function into a Fourier series in a certain range then the function is defined by the series outside this range in a periodic manner. However, by the Fourier integral, we obtain analytical expressions for discontinuous functions that represent the function throughout the infinite range

$-\infty < t < +\infty$. The following example will make this clear. Let us suppose that $F(t)$ is the single pulse given by Fig. 9.1.

The pulse has a height equal to A and begins at $t = -a$ and ends at $t = a$. Hence we have

$$(9.10) \quad F(t) = \begin{cases} 0 & t < -a \\ 0 & t > a \\ A & -a < t < a \end{cases}$$

Substituting this value of $F(t)$ into (9.9), we obtain

$$(9.11) \quad F(t) = \int_{-\infty}^{+\infty} e^{2\pi i s t} ds \int_{-a}^{+a} A e^{-2\pi i s u} du$$

If we let

$$(9.12) \quad 2\pi s = \nu$$

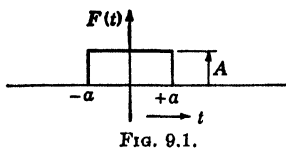


FIG. 9.1.

we have

$$\sqrt{(9.13)} \quad F(t) = \frac{A}{2\pi j} \int_{-\infty}^{+\infty} \frac{(e^{jv(t+a)} - e^{jv(t-a)}) dv}{v}$$

This is the Fourier integral representation of the function (9.10). Another form of the Fourier integral may be obtained from (9.9) by using Euler's relation on the complex exponentials and the fact that the cosine is an even function and the sine is an odd function of its argument. We thus obtain the real form of the Fourier integral

$$(9.14) \quad F(t) = 2 \int_0^{\infty} ds \int_{-\infty}^{+\infty} F(u) \cos 2\pi s(t-u) du$$

The Fourier integral is of great importance in the field of electrical communication and forms the basis of a powerful method for the solution of partial differential equations due to Cauchy.

PROBLEMS

1. Show that if $F(t)$ is an even function, that is, $F(t) = F(-t)$, then its real Fourier series expansion contains no sine terms.

2. Show that if $F(t)$ is an odd function so that $F(-t) = -F(t)$ then its real Fourier series expansion contains no cosine terms and no constant term.

3. Expand the function $F(t) = kt$ on the interval $-T/2 < t < T/2$ in a complex Fourier series. Plot the function defined by the series outside this range.

4. Expand t^2 in the interval $0 < t < T$ in a complex and a real Fourier series.

5. Expand the function e^{at} in a complex and a real Fourier series in the interval $0 < t < T$.

6. Show that if A is a constant, then in the range $0 < t < T$

$$A = \frac{4A}{\pi} \left(\sin t + \frac{\sin 3t}{3} + \frac{\sin 5t}{5} + \dots \right)$$

7. Show that if $F(t) = \phi(-t)$ for $-T/2 < t < 0$ and $F(t) = \phi(t)$ for $0 < t < T/2$ then the real Fourier series for $F(t)$ contains no sine terms.

8. Show that if $F(t) = -\phi(-t)$ for $-T/2 < t < 0$ and $F(t) = \phi(t)$ for $0 < t < T/2$ then the real Fourier series for $F(t)$ contains no cosine terms.

9. Show by using the results of Probs. 7 and 8 that a function $F(t)$ may be expanded in the range $0 < t < T/2$ either in terms of sines alone or in terms of cosines alone.

10. Expand the function of period 12 defined by the following equations in the interval $-6 < t < 6$:

$$\begin{array}{ll} F(t) = 0 & \text{for } -6 \leq t \leq -3 \\ F(t) = t + 3 & \text{for } -3 < t \leq 0 \\ F(t) = 3 - t & \text{for } 0 < t \leq 3 \\ F(t) = 0 & \text{for } 3 < t \leq 6 \end{array}$$

Plot the function.

11. Prove that the numerical value of $\sin t$, $|\sin t|$, is an even function of period π , and find the Fourier series that represents it.

12. Find the Fourier series that represents $|\cos t|$.

13. Show that

$$\sin ax = \frac{2 \sin a\pi}{\pi} \left(\frac{\sin x}{1^2 - a^2} - \frac{2 \sin 2x}{2^2 - a^2} + \frac{3 \sin 3x}{3^2 - a^2} - \dots \right)$$

14. Show that *

$$\cosh ax = \frac{2a \sinh a\pi}{\pi} \left(\frac{1}{2a^2} - \frac{\cos x}{1^2 + a^2} + \frac{\cos 2x}{2^2 + a^2} - \frac{\cos 3x}{3^2 + a^2} + \dots \right)$$

References

1. BYERLY, W. E.: "Fourier's Series and Spherical Harmonics," Ginn and Company, Boston, 1893.
2. CHURCHILL, R. V.: "Fourier Series and Boundary Value Problems," McGraw-Hill Book Company, Inc., New York, 1941.
3. WHITTAKER, E. T., and G. N. WATSON: "A Course in Modern Analysis," Chap. 9, Cambridge University Press, London, 1927.
4. TITCHMARSH, E. C.: "Introduction to the Theory of Fourier Integrals," Oxford University Press, New York, 1937.

CHAPTER IV

LINEAR ALGEBRAIC EQUATIONS, DETERMINANTS AND MATRICES

1. Introduction. This chapter will be devoted to the discussion of the solution of linear algebraic equations and the related topics determinants and matrices. These subjects are of extreme importance in applied mathematics, since a great many physical phenomena are expressed in terms of linear differential equations. By appropriate transformations the solution of a set of linear differential equations with constant coefficients may be reduced to the solution of a set of algebraic equations. Such problems as the determination of the transient behavior of an electrical circuit or the determination of the amplitudes and modes of oscillation of a dynamical system leads to the solution of a set of algebraic equations.

It is therefore important that the algebraic processes useful in the solution and manipulation of these equations should be known and clearly understood by the student.

2. Simple Determinants. Before considering the properties of determinants in general, let us consider the solution of the following two linear equations:

$$(2.1) \quad \begin{cases} a_{11}x_1 + a_{12}x_2 = k_1 \\ a_{21}x_1 + a_{22}x_2 = k_2 \end{cases}$$

If we multiply the first equation by a_{22} and the second by $-a_{12}$ and add, we obtain

$$(2.2) \quad (a_{11}a_{22} - a_{21}a_{12})x_1 = k_1a_{22} - k_2a_{12}$$

The expression $(a_{11}a_{22} - a_{21}a_{12})$ may be represented by the symbol

$$(2.3) \quad \begin{vmatrix} a_{11} & a_{12} \\ a_{21} & a_{22} \end{vmatrix} = (a_{11}a_{22} - a_{21}a_{12})$$

This symbol is called a determinant of the second order. The solution of (2.2) is

$$(2.4) \quad x_1 = \frac{(k_1a_{22} - k_2a_{12})}{(a_{11}a_{22} - a_{21}a_{12})} = \frac{\begin{vmatrix} k_1 & a_{12} \\ k_2 & a_{22} \end{vmatrix}}{\begin{vmatrix} a_{11} & a_{12} \\ a_{21} & a_{22} \end{vmatrix}}$$

Similarly, if we multiply the first equation of (2.1) by a_{21} and the second one by $-a_{11}$ and add, we obtain

$$(2.5) \quad x_2 = \frac{\begin{vmatrix} a_{11} & k_1 \\ a_{21} & k_2 \end{vmatrix}}{\begin{vmatrix} a_{11} & a_{12} \\ a_{21} & a_{22} \end{vmatrix}}$$

The convenient expression for the solution of the Eqs. (2.1) in terms of the determinants is very convenient and may be generalized to a set of linear equations in n unknowns. We must first consider the fundamental definitions and rules of operation of determinants and matrices.

3. Fundamental Definitions. Consider the square array of n^2 quantities a_{ij} , where the subscripts i and j run from 1 to n , and written in the form

$$(3.1) \quad |a| = \begin{vmatrix} a_{11} & a_{12} & a_{13} & \cdots & a_{1n} \\ a_{21} & a_{22} & a_{23} & \cdots & a_{2n} \\ a_{31} & a_{32} & a_{33} & \cdots & a_{3n} \\ \cdots & \cdots & \cdots & \cdots & \cdots \\ a_{n1} & a_{n2} & a_{n3} & \cdots & a_{nn} \end{vmatrix}$$

This square array of quantities is a symbolical representation of a certain homogeneous polynomial of the n th order in the quantities a_{ij} to be defined later and constructed from the rows and columns of $|a|$ in a certain manner. This symbolical representation is called a determinant. The n^2 quantities a_{ij} are called the "elements" of the determinant.

In this brief treatment we cannot go into a detailed exposition of the fundamental theorems concerning the homogeneous polynomial that the determinant represents; only the essential theorems that are important to the solution of sets of linear equations will be considered. Before giving explicit rules concerning the construction of the homogeneous polynomial from the symbolic array of rows and columns, it will be necessary to define some terms that are of paramount importance in the theory of determinants.

a. Minors. If in the determinant $|a|$ of (3.1) we delete the i th row and the j th column and form a determinant from all the elements remaining, we shall have a new determinant of $(n - 1)$ rows and columns. This new determinant is defined to be the *minor* of the element a_{ij} . For example, if $|a|$ is a determinant of the fourth order

$$(3.2) \quad |a| = \begin{vmatrix} a_{11} & a_{12} & a_{13} & a_{14} \\ a_{21} & a_{22} & a_{23} & a_{24} \\ a_{31} & a_{32} & a_{33} & a_{34} \\ a_{41} & a_{42} & a_{43} & a_{44} \end{vmatrix}$$

the minor of the element a_{32} is denoted by M_{32} and is given by

$$(3.3) \quad M_{32} = \begin{vmatrix} a_{11} & a_{13} & a_{14} \\ a_{21} & a_{23} & a_{24} \\ a_{41} & a_{43} & a_{44} \end{vmatrix}$$

b. Cofactors. The cofactor of an element of a determinant a_{ij} is the minor of that element with a sign attached to it determined by the numbers i and j which fix the position of a_{ij} in the determinant $|a|$. The sign is chosen by the equation

$$(3.4) \quad A_{ij} = (-1)^{i+j} M_{ij}$$

where A_{ij} is the cofactor of the element a_{ij} and M_{ij} is the minor of the element a_{ij} .

4. The Laplace Expansion. We come now to a consideration of what may be regarded as the definition of the homogeneous polynomial of the n th order that the symbolical array of elements of the determinant represents. Let us, for simplicity, first consider the second-order determinant

$$(4.1) \quad |a| = \begin{vmatrix} a_{11} & a_{12} \\ a_{21} & a_{22} \end{vmatrix}$$

By definition, this symbolical array represents the second-order homogeneous polynomial

$$(4.2) \quad |a| = (a_{11}a_{22} - a_{21}a_{12})$$

The third-order determinant

$$(4.3) \quad |a| = \begin{vmatrix} a_{11} & a_{12} & a_{13} \\ a_{21} & a_{22} & a_{23} \\ a_{31} & a_{32} & a_{33} \end{vmatrix}$$

represents the third-order homogeneous polynomial defined by

$$(4.4) \quad |a| = \sum_{j=1}^3 a_{1j}A_{1j} \quad \text{or} \quad \sum_{i=1}^3 a_{ij}A_{ij}$$

where the elements a_{ij} in (4.4) must be taken from a *single* row or a *single* column of a . The A_{ij} 's are the cofactors of the corresponding elements a_{ij} as defined in Sec. 3. As an example of this definition, we

see that the third-order determinant may be expanded into the proper third-order homogeneous polynomial that it represents, in the following manner:

$$(4.5) \quad |a| = a_{11} \begin{vmatrix} a_{22} & a_{23} \\ a_{32} & a_{33} \end{vmatrix} - a_{12} \begin{vmatrix} a_{21} & a_{23} \\ a_{31} & a_{33} \end{vmatrix} + a_{13} \begin{vmatrix} a_{21} & a_{22} \\ a_{31} & a_{32} \end{vmatrix}$$

$$(4.6) \quad |a| = a_{11}(a_{22}a_{33} - a_{32}a_{23}) - a_{12}(a_{21}a_{33} - a_{33}a_{23}) + a_{13}(a_{21}a_{32} - a_{31}a_{22})$$

This expansion was obtained by applying the fundamental rule (4.4) and expanding in terms of the first row. Since one has the alternative of using any row or any column, it may be seen that (4.3) could be expanded in six different ways by the fundamental rule (4.4).

It is easy to show that all six ways lead to the same third-order homogeneous polynomial (4.6). The definition (4.4) may be generalized to the n th order determinant (3.1), and this symbol is defined to represent the n th order homogeneous polynomial given by

$$(4.7) \quad |a| = \sum_{j=1}^n a_{ij}A_{ij} \quad \text{or} \quad \sum_{i=1}^n a_{ij}A_{ij}$$

where the a_{ij} quantities must be taken from a *single* row or a *single* column. In this case, the cofactors A_{ij} are determinants of the $(n - 1)$ th order, but they may in turn be expanded by the rule (4.7) and so on until the result is a homogeneous polynomial of the n th order.

It is easy to demonstrate that, in general,

$$(4.8) \quad \sum_{j=1}^n a_{ij}A_{kj} = \begin{cases} |a| & \text{if } i = k \\ 0 & \text{if } i \neq k \end{cases}$$

5. Fundamental Properties of Determinants. From the basic definition (4.7), the following properties of determinants may be deduced:

a. If *all* the elements in a row or in a column are zero, the determinant is equal to zero. This may be seen by expanding in terms of that row or column, in which case each term of the expansion contains a factor of zero.

b. If all elements but one in a row or column are zero, the determinant is equal to the product of that element and its cofactor.

c. The value of a determinant is not altered when the rows are changed to columns and the columns to rows. This may be proved by developing the determinant by (4.7).

d. The interchange of any two columns or two rows of a determinant changes the sign of the determinant.

e. If two columns or two rows of a determinant are identical, the determinant is equal to zero.

f. If all the elements in any column are multiplied by any factor, the determinant is multiplied by that factor.

g. If each element in any column or any row of a determinant is expressed as the sum of two quantities, the determinant can be expressed as the sum of two determinants of the same order.

h. It is possible, without changing the value of a determinant to multiply the elements of any row or any column by the same constant and add the products to any other row or column. For example, consider the third-order determinant

$$(5.1) \quad |a| = \begin{vmatrix} a_{11} & a_{12} & a_{13} \\ a_{21} & a_{22} & a_{23} \\ a_{31} & a_{32} & a_{33} \end{vmatrix}$$

Let

$$(5.2) \quad \Delta = \begin{vmatrix} (a_{11} + ma_{13}) & a_{12} & a_{13} \\ (a_{21} + ma_{23}) & a_{22} & a_{23} \\ (a_{31} + ma_{33}) & a_{32} & a_{33} \end{vmatrix} = \begin{vmatrix} a_{11} & a_{12} & a_{13} \\ a_{21} & a_{22} & a_{23} \\ a_{31} & a_{32} & a_{33} \end{vmatrix} + m \begin{vmatrix} a_{13} & a_{12} & a_{13} \\ a_{23} & a_{22} & a_{23} \\ a_{33} & a_{32} & a_{33} \end{vmatrix}$$

Since the second determinant is zero because the first and third columns are identical, we have

$$(5.3) \quad |a| = \Delta$$

6. The Evaluation of Numerical Determinants. The evaluation of determinants whose elements are numbers is a task of frequent occurrence in applied mathematics. This evaluation may be carried out by a direct application of the fundamental Laplacian expansion (4.7). This process, however, is most laborious for high-order determinants, and the expansion may be more easily effected by the application of the fundamental properties outlined in Sec. 5 and by the use of two theorems that will be mentioned in this section.

As an example, let it be required to evaluate the numerical determinant

$$(6.1) \quad |a| = \begin{vmatrix} 2 & -1 & 5 & 1 \\ 1 & 4 & 6 & 3 \\ 4 & 2 & 7 & 4 \\ 3 & 1 & 2 & 5 \end{vmatrix}$$

This determinant may be transformed by the use of principle b of Sec. 5. The procedure is to make all elements but one in some row or column equal to zero. The presence of the factor -1 in the second column suggests that we multiply the first row by 4 and add it to the second row, then we multiply the first row by 2 and add it to the third

row, and finally we add the first row to the fourth row. By h of Sec. 5, these operations do not change the value of the determinant. Hence we have

$$(6.2) \quad |a| = \begin{vmatrix} 2 & -1 & 5 & 1 \\ 9 & 0 & 26 & 7 \\ 8 & 0 & 17 & 6 \\ 5 & 0 & 7 & 6 \end{vmatrix} = \begin{vmatrix} 9 & 26 & 7 \\ 8 & 17 & 6 \\ 5 & 7 & 6 \end{vmatrix}$$

If we now subtract the elements of the last column from the first column, we have

$$(6.3) \quad |a| = \begin{vmatrix} 2 & 26 & 7 \\ 2 & 17 & 6 \\ -1 & 7 & 6 \end{vmatrix}$$

We now add two times the third row to the first row, and two times the third row to the second row and obtain

$$(6.4) \quad |a| = \begin{vmatrix} 0 & 40 & 19 \\ 0 & 31 & 18 \\ -1 & 7 & 6 \end{vmatrix} = - \begin{vmatrix} 40 & 19 \\ 31 & 18 \end{vmatrix}$$

Now we may subtract the second row from the first row and obtain

$$(6.5) \quad |a| = -1 \begin{vmatrix} 9 & 1 \\ 31 & 18 \end{vmatrix} = -(162 - 31) = -131$$

This procedure is much shorter than a direct application of the Laplacian expansion rule.

A Useful Theorem. We now turn to a consideration of a theorem of great power for evaluating numerical determinants. The method of evaluation, based on the theorem to be considered, was found most successful at the Mathematical Laboratory of the University of Edinburgh and was due originally to F. Chio.

To deduce the theorem in question, consider the fourth-order determinant

$$(6.6) \quad |b| = \begin{vmatrix} b_{11} & b_{12} & b_{13} & b_{14} \\ b_{21} & b_{22} & b_{23} & b_{24} \\ b_{31} & b_{32} & b_{33} & b_{34} \\ b_{41} & b_{42} & b_{43} & b_{44} \end{vmatrix}$$

We now notice whether any element is equal to unity. If not, we prepare the determinant in such a manner that one of the elements is unity. This may be done by dividing some row or column by a proper number, say m , that will make one of the elements equal to

unity and then placing the number m as a factor outside the determinant. For simplicity, we shall suppose that this has been done and that, in this case, the element b_{23} is equal to unity.

Now let us divide the various columns of the determinant b by b_{21} , b_{22} , b_{23} , and b_{24} , respectively; then in view of the fact that the element b_{23} has been made unity, we have

$$(6.7) \quad |b| = b_{21}b_{22}b_{23}b_{24} \begin{vmatrix} \frac{b_{11}}{b_{21}} & \frac{b_{12}}{b_{22}} & b_{13} & \frac{b_{14}}{b_{24}} \\ 1 & 1 & 1 & 1 \\ \frac{b_{31}}{b_{21}} & \frac{b_{32}}{b_{22}} & b_{33} & \frac{b_{43}}{b_{24}} \\ \frac{b_{41}}{b_{21}} & \frac{b_{42}}{b_{22}} & b_{43} & \frac{b_{44}}{b_{24}} \end{vmatrix}$$

Now if we subtract the elements of the third column from those of the other columns, we obtain

$$(6.8) \quad |b| = b_{21}b_{22}b_{23}b_{24}|a|$$

where

$$|a| = \begin{vmatrix} \left(\frac{b_{11}}{b_{21}} - b_{13}\right) & \left(\frac{b_{12}}{b_{22}} - b_{13}\right) & b_{13} & \left(\frac{b_{14}}{b_{24}} - b_{13}\right) \\ 0 & 0 & 1 & 0 \\ \left(\frac{b_{31}}{b_{21}} - b_{33}\right) & \left(\frac{b_{32}}{b_{22}} - b_{33}\right) & b_{33} & \left(\frac{b_{43}}{b_{24}} - b_{33}\right) \\ \left(\frac{b_{41}}{b_{21}} - b_{43}\right) & \left(\frac{b_{42}}{b_{22}} - b_{43}\right) & b_{43} & \left(\frac{b_{44}}{b_{24}} - b_{43}\right) \end{vmatrix}$$

Expanding in terms of the third row, we obtain

$$(6.9) \quad |a| = (-1)^{2+3} \begin{vmatrix} \left(\frac{b_{11}}{b_{21}} - b_{13}\right) & \left(\frac{b_{12}}{b_{22}} - b_{13}\right) & \left(\frac{b_{14}}{b_{24}} - b_{13}\right) \\ \left(\frac{b_{31}}{b_{21}} - b_{33}\right) & \left(\frac{b_{32}}{b_{22}} - b_{33}\right) & \left(\frac{b_{43}}{b_{24}} - b_{33}\right) \\ \left(\frac{b_{41}}{b_{21}} - b_{43}\right) & \left(\frac{b_{42}}{b_{22}} - b_{43}\right) & \left(\frac{b_{14}}{b_{24}} - b_{43}\right) \end{vmatrix}$$

Substituting this value of $|a|$ into (6.8) and multiplying the various columns by the factors outside, we finally obtain

$$(6.10) \quad |b| = (-1)^{2+3} \begin{vmatrix} (b_{11} - b_{13}b_{21}) & (b_{12} - b_{13}b_{22}) & (b_{14} - b_{24}b_{13}) \\ (b_{31} - b_{21}b_{33}) & (b_{32} - b_{22}b_{33}) & (b_{43} - b_{24}b_{33}) \\ (b_{41} - b_{21}b_{43}) & (b_{42} - b_{22}b_{43}) & (b_{14} - b_{24}b_{43}) \end{vmatrix}$$

The theorem may be formulated by means of the following rule: The element that has been made unity at the start of the process is called the pivotal element. In this case it is the element b_{23} . The rule says:

The row and column intersecting in the pivotal element of the original determinant, say the r th row and the s th column, are deleted; then every element u is diminished by the product of the elements which stand where the eliminated row and column are met by perpendiculars from u and the whole determinant is multiplied by $(-1)^{r+s}$.

By the application of this theorem, we reduce the order of the determinant by one unit. Repeated application of this theorem reduces the determinant to that of the second order, and then its value is immediately written down.

Before turning to a consideration of linear algebraic equations and to the application of the theory of determinants to their solution, a brief discussion of matrix algebra and the fundamental operations involving matrices is necessary. In this chapter, the fundamental definitions and the most important properties of matrices will be outlined.

7. Definition of a Matrix. By a square matrix a of order n is meant a system of elements that may be real or complex numbers arranged in a square formation of n rows and columns. That is, the symbol $[a]$ stands for the array

$$(7.1) \quad [a] = \begin{bmatrix} a_{11} & a_{12} & \cdots & a_{1n} \\ a_{21} & a_{22} & \cdots & a_{2n} \\ \cdots & \cdots & \cdots & \cdots \\ a_{n1} & a_{n2} & \cdots & a_{nn} \end{bmatrix}$$

where a_{ij} denotes the element standing in the i th row and j th column. The determinant having the same elements as the matrix $[a]$ is denoted by $|a|$ and is called the determinant of the matrix.

Besides square arrays like (7.1), we shall have occasion to use rectangular arrays or matrices of m rows and n columns. Such arrays will be called matrices of order $(m.n)$. Where there is only one row so that $m = 1$, the matrix will be termed a vector of the first kind or a prime. As an example, we have

$$(7.2) \quad [a] = [a_{11}a_{12} \cdots a_{1n}]$$

On the other hand, a matrix of a single column of n elements will be termed a vector of the second kind or a point. To save space it will

be printed horizontally and not vertically and denoted by a parenthesis thus:

$$(7.3) \quad \{b\} = (b_{11}b_{21} \cdots b_{n1})$$

Transposition of Matrices. The accented matrix $[a]' = [a_{ji}]$ obtained by a complete interchange of rows and columns in $[a]$ is called the transposed matrix of $[a]$. The i th row of $[a]$ is identical with the i th column of $[a]'$. For vectors, we have

$$(7.4) \quad [u]' = \{u\} \quad \{v\}' = [v], \text{ a row}$$

8. Special Matrices. *a. Square Matrix.* If the number of rows and of columns of a matrix are equal to n , then such a matrix is said to be a square matrix of order n , or simply a matrix of order n .

b. Diagonal Matrix. If all the elements other than those in the principal diagonal are zero, then the matrix is called a diagonal matrix.

c. The Unit Matrix. The unit matrix of order n is defined to be the diagonal matrix of order n which has units for all its diagonal elements. It is denoted by U_n or simply by U when its order is apparent.

d. Symmetrical Matrices. If $a_{ij} = a_{ji}$, the matrix $[a]$ is said to be symmetrical and it is identical to its transposed matrix. That is, if $[a]$ is symmetrical, then $[a]' = [a]$.

e. Skew-symmetric Matrix. If $a_{ij} = -a_{ji}$, but the elements a_{ii} are not all zero, then the matrix is called a "skew" matrix.

If $a_{ij} = -a_{ji}$ and $a_{ii} = 0$, the matrix is called a "skew-symmetric" matrix. It may be noted that both symmetrical and skew matrices are necessarily square.

f. Null Matrices. If a matrix has all its elements equal to zero, it is called a "null" matrix and is represented by $[0]$.

9. Equality of Matrices, Addition and Subtraction. It is apparent from what has been said concerning matrices that a matrix is entirely different from a determinant. A determinant is a symbolic representation of a certain homogeneous polynomial formed from the elements of the determinant as described in Sec. 4. A matrix, on the other hand, is merely a square or rectangular array of quantities. By defining certain rules of operation that prescribe the manner in which these arrays are to be manipulated, a certain algebra may be developed that has a formal similarity to ordinary algebra but involves certain operations that are performed on the elements of the matrices. It is to a consideration of these fundamental rules of operation and definitions that we now turn.

a. Equality of Matrices. The concept of equality is fundamental in algebra and is likewise of fundamental importance in matrix algebra.

In matrix algebra, two matrices $[a]$ and $[b]$ of the same order are defined to be equal if their corresponding elements are identical, that is, we have

$$(9.1) \quad [a] = [b]$$

provided that

$$(9.2) \quad a_{ij} = b_{ij}$$

b. Addition and Subtraction. If $[a]$ and $[b]$ are matrices of the same order, then the sum of $[a]$ and $[b]$ is defined to be a matrix $[c]$, the typical element of which is $c_{ij} = a_{ij} + b_{ij}$. In other words, by definition

$$(9.3) \quad [c] = [a] + [b]$$

provided

$$(9.4) \quad c_{ij} = a_{ij} + b_{ij}$$

In a similar manner we have

$$(9.5) \quad [d] = [a] - [b]$$

provided that

$$(9.6) \quad d_{ij} = a_{ij} - b_{ij}$$

10. Multiplication of Matrices. *a. Scalar Multiplication.* By definition, multiplication of a matrix $[a]$ by an ordinary number or scalar k results in a new matrix b defined by

$$(10.1) \quad k[a] = [b]$$

where

$$(10.2) \quad b_{ij} = ka_{ij}$$

That is, by definition, the multiplication of a matrix by a scalar quantity yields a new matrix whose elements are obtained by multiplying the elements of the original matrix by the scalar multiplier.

b. Matrix Multiplication. The definition of the operation of multiplication of matrices by matrices differs in important respects from ordinary scalar or algebraic multiplication. The rule of multiplication is such that two matrices can be multiplied only when the number of columns of the first is equal to the number of rows of the second. Matrices that satisfy this condition are termed conformable matrices.

Definition. The product of a matrix $[a]$ by a matrix $[b]$ is defined by the equation

$$(10.3) \quad [a][b] = [c]$$

where

$$(10.4) \quad c_{ij} = \sum_{k=1}^{k=p} a_{ik}b_{kj}$$

and the orders of the matrices $[a]$, $[b]$, and $[c]$ are (m,p) , (p,n) , and (m,n) , respectively. As an example of this definition, let us consider the multiplication of the matrix

$$(10.5) \quad [a] = \begin{bmatrix} a_{11} & a_{12} & a_{13} \\ a_{21} & a_{22} & a_{23} \\ a_{31} & a_{32} & a_{33} \end{bmatrix}$$

by

$$(10.6) \quad [b] = \begin{bmatrix} b_{11} & b_{12} \\ b_{21} & b_{22} \\ b_{31} & b_{32} \end{bmatrix}$$

By applying the definition, we obtain

$$(10.7) \quad [a][b] = \begin{bmatrix} (a_{11}b_{11} + a_{12}b_{21} + a_{13}b_{31}) & (a_{11}b_{12} + a_{12}b_{22} + a_{13}b_{32}) \\ (a_{21}b_{11} + a_{22}b_{21} + a_{23}b_{31}) & (a_{21}b_{12} + a_{22}b_{22} + a_{23}b_{32}) \\ (a_{31}b_{11} + a_{32}b_{21} + a_{33}b_{31}) & (a_{31}b_{12} + a_{32}b_{22} + a_{33}b_{32}) \end{bmatrix}$$

If the matrices are square and each of order n , then the corresponding relation $[a][b] = [c]$ is true for the determinants of the matrices $[a]$, $[b]$, and $[c]$.

Since matrices are regarded as equal only when they are element for element identical, it follows that since a row by column rule will, in general, give different elements from a column by row rule the product $[b][a]$, when it exists, is usually different from $[a][b]$. Therefore it is necessary to distinguish between "premultiplication" as when $[b]$ is premultiplied by $[a]$ to yield the product $[a][b]$ and "postmultiplication" as when $[b]$ is postmultiplied by $[a]$ to yield the product $[b][a]$. If we have the equality

$$(10.8) \quad [a][b] = [b][a]$$

the matrices a and b are said to "commute" or to be "permutable." The unit matrix U , it may be noted, commutes with any square matrix of the same order. That is, we have

$$(10.9) \quad [a]U = U[a] = [a]$$

c. Continued Products of Matrices. Except for the noncommutative law of multiplication (and therefore of division, which is defined as the inverse operation), all the ordinary laws of algebra apply to

matrices. Of particular importance is the associative law of continued products

$$(10.10) \quad ([a][b][c]) = [a]([b][c])$$

which allows one to dispense with brackets and to write $[a][b][c]$ without ambiguity, since the double summation

$$\sum_k \sum_l a_{ik} b_{kl} c_{lj}$$

can be carried out in either of the orders indicated.

It must be noted, however, that the product of a chain of matrices will only have meaning if the adjacent matrices of the chain are conformable.

d. Positive Powers of a Square Matrix. If a square matrix is multiplied by itself n times, the resultant matrix is defined as $[a]^n$. That is,

$$(10.11) \quad [a]^n = [a] \cdot [a] \cdot \dots \cdot [a] \text{ to } n \text{ factors}$$

11. Matrix Division, the Inverse Matrix. If the determinant $|a|$ of a square matrix $[a]$ does not vanish, $[a]$ is said to be “nonsingular” and possesses a “reciprocal” or inverse matrix $[R]$ such that

$$(11.1) \quad [a][R] = U$$

where U is the unit matrix of the same order as $[a]$.

a. The Adjoint Matrix of a Matrix. Let A_{ij} denote the cofactor of the element a_{ij} in the determinant $|a|$ of the matrix $[a]$. Then the matrix $[A_{ji}]$ is called the “adjoint” of the matrix $[a]$. This matrix exists whether $[a]$ is singular or not. Now by (4.8) we have

$$(11.2) \quad [a][A_{ji}] = |a|U$$

It is thus seen that the product of $[a]$ and its adjoint is a special type of diagonal matrix called a “scalar matrix.” Each diagonal element ($i = j$) is equal to the determinant $|a|$, and the other elements are zero.

If $|a| \neq 0$, we may divide through by the scalar $|a|$ and hence obtain at once the required form of $[R]$, the inverse of $[a]$. From (11.2) we thus have

$$(11.3) \quad \frac{[a][A_{ji}]}{|a|} = U$$

Therefore, comparing this with (11.1) we see that

$$(11.4) \quad [R] = \frac{[A_{ji}]}{|a|} = [a]^{-1}$$

The notation $[a]^{-1}$ is introduced to denote the inverse of $[a]$. By actual multiplication, it may be proved that

$$(11.5) \quad [a][a]^{-1} = [a]^{-1}[a] = U$$

so that the name reciprocal and the notation $[a]^{-1}$ is justified.

If a square matrix is nonsingular, it possesses a reciprocal, and multiplication by the reciprocal is in many ways analogous to division in ordinary algebra. As an illustration, let it be required to obtain the inverse of the matrix

$$(11.6) \quad [a] = \begin{bmatrix} a_{11} & a_{12} & a_{13} \\ a_{21} & a_{22} & a_{23} \\ a_{31} & a_{32} & a_{33} \end{bmatrix}$$

Let $|a|$ denote the determinant of $[a]$. The next step in the process is to form the transpose of a .

$$(11.7) \quad [a]' = \begin{bmatrix} a_{11} & a_{21} & a_{31} \\ a_{12} & a_{22} & a_{32} \\ a_{13} & a_{23} & a_{33} \end{bmatrix}$$

We now replace the elements of $[a]'$ by their corresponding cofactors and obtain

$$(11.8) \quad [A_{ji}] = \begin{bmatrix} (a_{22}a_{33} - a_{23}a_{32}) & (a_{13}a_{32} - a_{12}a_{33}) & (a_{12}a_{23} - a_{13}a_{22}) \\ (a_{23}a_{31} - a_{21}a_{33}) & (a_{11}a_{33} - a_{13}a_{31}) & (a_{13}a_{21} - a_{11}a_{23}) \\ (a_{21}a_{32} - a_{22}a_{31}) & (a_{12}a_{31} - a_{11}a_{32}) & (a_{11}a_{22} - a_{12}a_{21}) \end{bmatrix}$$

This inverse $[a]^{-1}$ is therefore

$$(11.9) \quad \frac{[A_{ji}]}{|a|}$$

As has been mentioned, the inverse matrix plays the same role in matrix algebra that division plays in ordinary algebra. That is, if we have

$$(11.10) \quad [a][b] = [c][d]$$

where $[a]$ is a nonsingular matrix. Then on premultiplying by $[a]^{-1}$, the inverse of $[a]$, we obtain

$$(11.11) \quad [a]^{-1}[a][b] = [a]^{-1}[c][d]$$

or

$$(11.12) \quad [b] = [a]^{-1}[c][d]$$

b. Negative Powers of a Square Matrix. If $[a]$ is a nonsingular matrix, then negative powers of $[a]$ are defined by raising the inverse matrix of $[a]$, $[a]^{-1}$ to positive powers. That is

$$(11.13) \quad [a]^{-n} = ([a]^{-1})^n$$

12. The Reversal Law in Transposed and Reciprocated Products. One of the fundamental consequences of the noncommutative law of matrix multiplication is the "reversal law" exemplified in transposing and reciprocating a continued product of matrices.

a. Transposition. Let $[a]$ be a $(p.n)$ matrix that is, one having p rows and n columns, and let $[b]$ be an $(m.p)$ matrix. Then the product $[c] = [b][a]$ is an $(m.n)$ matrix of which the typical element is

$$(12.1) \quad c_{ij} = \sum_{r=1}^p b_{ir}a_{rj}$$

When transposed, $[a]'$ and $[b]'$ become $(n.p)$ and $(p.m)$ matrices; they are now conformable when multiplied in the order $[a]'[b]'$. This product is an $(n.m)$ matrix, which may be readily seen to be the transposed of $[c]$ since its typical element is

$$(12.2) \quad c_{ji} = \sum_{r=1}^p a_{ri}b_{jr}$$

It thus follows that when a matrix product is transposed the order of the matrices forming the product must be reversed. That is,

$$(12.3) \quad ([a][b])' = [b]'[a]'$$

and, similarly,

$$(12.4) \quad ([a][b][c])' = [c]'[b]'[a]', \text{ etc.}$$

b. Reciprocation. Let us suppose that in the equation $[c] = [b][a]$ the matrices are square and nonsingular. If we premultiply both sides of the equation by $[a]^{-1}[b]^{-1}$ and postmultiply by $[c]^{-1}$, then we obtain $[a]^{-1}[b]^{-1} = [c]^{-1}$. We thus get the rule that

$$(12.5) \quad [a]^{-1}[b]^{-1} = ([b][a])^{-1}$$

or

$$(12.6) \quad ([a][b][c])^{-1} = [c]^{-1}[b]^{-1}[a]^{-1}$$

13. Properties of Diagonal and Unit Matrices. Suppose that $[a]$ is a square matrix of order n and $[b]$ is a diagonal matrix, that is, a matrix that has all its elements zero with the exception of the elements in the

main diagonal, and is of the same order as $[a]$. Then if $[c] = [b][a]$, we have

$$(13.1) \quad c_{ij} = \sum_{r=1}^n b_{ir}a_{rj} = b_{ii}a_{ij}$$

since $b_{ir} = 0$ unless $r = i$.

It is thus seen that premultiplication by a diagonal matrix has the effect of multiplying every element in any row of a matrix by a constant. It can be similarly shown that postmultiplication by a diagonal matrix results in the multiplication of every element in any column of a matrix by a constant. The unit matrix plays the same role in matrix algebra that the number one does in ordinary scalar algebra.

14. Matrices Partitioned into Submatrices. It is sometimes convenient to extend the use of the fundamental laws of combinations of matrices to the case where a matrix is regarded as constructed from elements that are submatrices or minor matrices of elements. As an example, consider

$$(14.1) \quad [a] = \begin{bmatrix} 1 & 9 & \vdots & 3 \\ 2 & 8 & \vdots & 4 \\ \dots & \dots & \dots & \dots \\ 6 & 2 & \vdots & 7 \\ & & \vdots & \end{bmatrix}$$

This can be written in the form

$$(14.2) \quad [a] = \begin{bmatrix} P & Q \\ R & S \end{bmatrix}$$

where:

$$[P] = \begin{bmatrix} 1 & 9 \\ 2 & 8 \end{bmatrix} \quad [Q] = \begin{bmatrix} 3 \\ 4 \end{bmatrix} \quad [R] = [6 \quad 2] \quad [S] = [7]$$

In this case, the diagonal submatrices $[P]$ and $[S]$ are square, and the partitioning is diagonally symmetrical. Let $[b]$ be a square matrix of the third order that is similarly partitioned

$$(14.3) \quad [b] = \begin{bmatrix} 2 & 9 & \vdots & 4 \\ 3 & 6 & \vdots & 8 \\ \dots & \dots & \dots & \dots \\ 1 & 5 & \vdots & 7 \end{bmatrix} = \begin{bmatrix} P_1 & Q_1 \\ R_1 & S_1 \end{bmatrix}$$

Then, by addition and multiplication, we have

$$(14.4) \quad [a] + [b] = \begin{bmatrix} (P + P_1) & (Q + Q_1) \\ (R + R_1) & (S + S_1) \end{bmatrix}$$

$$(14.5) \quad [a][b] = \begin{bmatrix} (PP_1 + QR_1) & (PQ_1 + QS_1) \\ (RP_1 + SR_1) & (RQ_1 + SS_1) \end{bmatrix}$$

as may be easily verified.

In each case the resulting matrix is of the same order and is partitioned in the same way as the original matrix factors. As has been stated in Sec. 10, a rectangular matrix $[b]$ may be premultiplied by another rectangular matrix $[a]$ provided the two matrices are "conformable," that is, the number of rows of $[b]$ are equal to the number of columns of $[a]$. Now if $[a]$ and $[b]$ are both partitioned into submatrices such that grouping of columns in $[a]$ agreed with the grouping of rows in $[b]$, it can be shown that the product $[a][b]$ may be obtained by treating the submatrices as elements and proceeding according to the multiplication rule.

15. Matrices of Special Types. *a. Conjugate Matrices.* To the operations $[a]'$ and $[a]^{-1}$, defined by transposition and inversion, may be added another one. This operation is denoted by $[\bar{a}]$ and implies that if the elements of $[a]$ are complex numbers the corresponding elements of $[\bar{a}]$ are their respective complex conjugates. The matrix $[\bar{a}]$ is called the conjugate of $[a]$.

b. The Associate of $[a]$. The transposed conjugate of $[a]$, $[\bar{a}]'$ is called the associate of $[a]$.

c. Symmetric Matrix. If $[a] = [a]'$, the matrix $[a]$ is symmetric.

d. Involutory Matrix. If $[a] = [a]^{-1}$, the matrix $[a]$ is involutory.

e. If $[a] = [\bar{a}]$, $[a]$ is a *real matrix*.

f. Orthogonal Matrix. If $[a] = ([a]')^{-1}$, $[a]$ is an orthogonal matrix.

g. Hermitean Matrix. If $[a] = [\bar{a}]'$, $[a]$ is a Hermitean matrix.

h. Unitary Matrix. If $[a] = ([\bar{a}]')^{-1}$, $[a]$ is unitary.

i. Skew-symmetric Matrix. If $[a] = -[a]'$, $[a]$ is skew symmetric.

j. Pure Imaginary. If $[a] = -[\bar{a}]$, $[a]$ is pure imaginary.

k. Skew Hermitean. If $[a] = -[\bar{a}]'$, $[a]$ is skew Hermitean.

16. The Solution of n Linear Equations in n Unknowns. In later chapters, the methods of the operational calculus and matrix algebra will be applied to the solution of sets of linear algebraic and operational equations. The operations involved in the solution of these equations may be expressed most concisely and elegantly by means of matrix algebra.

Hence

$$(16.14) \quad \left\{ \begin{aligned} x_1 &= \frac{\begin{vmatrix} 2 & -2 & 3 \\ 3 & 0 & -3 \\ 6 & 1 & 1 \end{vmatrix}}{19} = 3 \\ x_2 &= \frac{\begin{vmatrix} 1 & 2 & 3 \\ 2 & 3 & -3 \\ 1 & 6 & 2 \end{vmatrix}}{19} = 2 \\ x_3 &= \frac{\begin{vmatrix} 1 & -2 & 2 \\ 2 & 0 & 3 \\ 1 & 1 & 6 \end{vmatrix}}{19} = 1 \end{aligned} \right.$$

If it happens that the determinant of the coefficients $|a|$ is zero, then the investigation of the solutions is more complicated. In such a case it is of great use to use the notion of *rank* of a determinant.

If $|a|$ is a determinant of the n th order and it is not zero, then it is said to be of order n .

If $|a|$ is zero and also every $(r + 1)$ rowed minor formed from $|a|$ is zero but there exists at least one r -rowed minor that is not zero, then the determinant $|a|$ is said to be of *rank* r .

The idea of rank is important in stating the properties of the solution of n nonhomogeneous linear equations in n unknowns. The following various possibilities may arise:

a. If the determinant $|a| \neq 0$, there exists a unique solution that is given by Cramer's rule, that is, Eq. (16.11).

b. If $|a|$ is of rank $r < n$ and any of the determinants D_1, D_2, \dots, D_n of Eq. (16.11) are of rank greater than r , there is no solution of the system (16.9).

c. If $|a|$ is of rank $r < n$ and the rank of $D_1 D_2 \dots D_n$ does not exceed r , then there exists infinitely many sets of solution of the system.

Homogeneous Linear Equations: Let us consider the following system of n linear equations in n unknowns:

$$(16.15) \quad \begin{aligned} a_{11}x_1 + a_{12}x_2 + a_{13}x_3 + \dots + a_{1n}x_n &= 0 \\ \dots & \\ a_{n1}x_1 + a_{n2}x_2 + a_{n3}x_3 + \dots + a_{nn}x_n &= 0 \end{aligned}$$

This set of equations has the trivial solution

$$(16.16) \quad x_1 = x_2 = x_3 = \dots = x_n = 0$$

A necessary and sufficient condition that the system (16.15) have a solution other than the trivial solution (16.16) is that the determinant

are the complex self- and mutual impedances of the system. We can write this set of equations in the form

$$(17.7) \quad \{E\} = [Z]\{I\}$$

by introducing suitable matrices.

Let the potential and current matrices $\{E\}$ and $\{I\}$ be related to transformed potential and current matrices by the equations

$$(17.8) \quad \begin{cases} \{E_t\} = [A]\{E\} \\ \{I_t\} = [B]^{-1}\{I\} \end{cases} \quad \text{or} \quad \begin{cases} \{E\} = [A]^{-1}\{E_t\} \\ \{I\} = [B]\{I_t\} \end{cases}$$

where $[A]$ and $[B]$ are nonsingular matrices. Substituting this into (17.7), we obtain

$$(17.9) \quad \{E_t\} = [A][Z][B]\{I_t\}$$

If we let

$$(17.10) \quad [Z_t] = [A][Z][B]$$

then Eq. (17.9) may be written in the form

$$(17.11) \quad \{E_t\} = [Z_t] \cdot \{I_t\}$$

This equation has the same *form* as (17.7). It frequently happens that the matrix $[Z]$ has certain symmetry and that it is possible to choose the matrices $[A]$ and $[B]$ in such a manner that $[Z_t]$ will have the diagonal form

$$(17.12) \quad [Z_t] = \begin{bmatrix} Z_{11t} & 0 & 0 \\ 0 & Z_{22t} & 0 \\ 0 & 0 & Z_{33t} \end{bmatrix}$$

in that case, the set of Eqs. (17.11) reduces to the set of three independent equations

$$(17.13) \quad \begin{cases} E_{1t} = Z_{11t} \cdot I_{1t} \\ E_{2t} = Z_{22t} \cdot I_{2t} \\ E_{3t} = Z_{33t} \cdot I_{3t} \end{cases}$$

Symmetrical Components. If in, particular, we choose

$$(17.14) \quad [B] = \begin{bmatrix} 1 & 1 & 1 \\ 1 & a^2 & a \\ 1 & a & a^2 \end{bmatrix} \quad \text{where } a = e^{2\pi j/3} \\ = [A]^{-1} = [S]$$

We obtain what are known in the electrical engineering literature as symmetrical components of the potentials and the currents, respec-

tively, by the equations

$$(17.15) \quad \begin{aligned} \{I_s\} &= [S]^{-1}\{I\} \\ \{E_s\} &= [S]^{-1}\{E\} \end{aligned}$$

where

$$(17.16) \quad [S]^{-1} = \frac{1}{3}[\tilde{S}]$$

The transformed impedance matrix is given by

$$(17.17) \quad [Z_s] = \frac{1}{3}[\tilde{S}][Z][S]$$

If the three-phase network is symmetrical, we have

$$(17.18) \quad [Z] = \begin{bmatrix} Z_0 & Z & Z \\ Z & Z_0 & Z \\ Z & Z & Z_0 \end{bmatrix}$$

then $[Z_s]$ is diagonalized by the transformation in the form

$$(17.19) \quad [Z_s] = \begin{bmatrix} (Z_0 + 2Z) & 0 & 0 \\ 0 & (Z_0 - Z) & 0 \\ 0 & 0 & (Z_0 - Z) \end{bmatrix}$$

and the various sequence currents and potentials are independent.

PROBLEMS

1. Solve the system of equations

$$\begin{aligned} x/2 + y/3 + z/4 &= 12.5 & \text{Ans. } x &= 7 \\ x/2 + y/4 + z/5 &= 15.5 & y &= 12 \\ x + y + z &= 39 & z &= 20 \end{aligned}$$

2. Prove Cramer's rule for the general case of a system of n equations.

Hint: use the Eq. (4.8).

3. Given the nonsingular matrix $[s]$ defined by

$$[s] = [s_{rq}] \quad \begin{aligned} r &= 1, 2, 3, \dots, n \\ q &= 1, 2, 3, \dots, n \end{aligned}$$

where

$$s_{rq} = a^{-(r-1)(q-1)} \quad a = e^{\frac{2\pi j}{n}}$$

show that

$$[s]^{-1} = \frac{1}{n}[s]$$

the matrix $[S]$ of (17.14) is a special case of the above matrix when $n = 3$. This matrix is fundamental in the theory of symmetrical components of n -phase networks.

4. Show that

$$[S]^{-1}[Z][S] = \begin{bmatrix} [Z_0 + (n-1)Z] & 0 & \dots & 0 \\ 0 & (Z_0 - Z) & \dots & 0 \\ \dots & \dots & \dots & \dots \\ \dots & 0 & \dots & (Z_0 - Z) \end{bmatrix}$$

where $Z_{mn} = \begin{cases} Z & \text{if } m \neq n \\ Z_0 & \text{if } m = n \end{cases}$

5. Evaluate the determinant.

$$\Delta = \begin{vmatrix} 1 & 1 & 1 & 1 \\ 1 & 2 & 3 & 4 \\ 1 & 3 & 6 & 10 \\ 1 & 4 & 10 & 20 \end{vmatrix} = 1$$

6. Prove that if

$$[u] = \begin{bmatrix} \cosh(a) & Z_0 \sinh(a) \\ \frac{\sinh(a)}{Z_0} & \cosh(a) \end{bmatrix}$$

then

$$[u]^n = \begin{bmatrix} \cosh(an) & Z_0 \sinh(an) \\ \frac{\sinh(an)}{Z_0} & \cosh(an) \end{bmatrix}$$

for n a negative or positive integer.

References

1. FRAZER, R. A., W. J. DUNCAN, and A. R. COLLAR: "Elementary Matrices," Cambridge University Press, London, 1938.
2. BÖCKER, M.: "Introduction to Higher Algebra," The Macmillan Company, New York, 1931.
3. WHITTAKER, E. T., and G. ROBINSON: "The Calculus of Observations," Blackie & Son, Ltd., Glasgow, 1924.
4. PIPES, L. A.: Matrices in Engineering, *Electrical Engineering*, vol. 56, pp. 1177-1190, 1937.

CHAPTER V

THE SOLUTION OF TRANSCENDENTAL AND POLYNOMIAL EQUATIONS

1. Introduction. In applied mathematics the need frequently arises for solving numerically transcendental or higher degree algebraic equations; for example, in determining the natural frequencies of oscillation of a uniform prismatic bar built in at one end and the other end supported, it is necessary to solve the transcendental equation

$$(1.1) \quad \tan \theta = \tanh \theta$$

Transcendental equations occur very frequently in determining the natural frequencies and modes of oscillation of electrical and mechanical systems. Higher degree polynomial equations also arise frequently in practice. Algebraic formulas exist for the solution of the general quadratic, cubic, and quartic equations with literal coefficients. However, no formulas exist for the solution of a general algebraic equation with literal coefficients if it is of higher degree than the fourth. The formulas for the cubic and quartic equations are sometimes laborious to apply to given cases. The importance of being able to solve numerically equations of this type is very great, and this chapter will be devoted to a brief discussion of possible methods of solution.

2. Graphical Solution of Transcendental Equations. As an example, let us solve the transcendental equation

$$(2.1) \quad \cos x \cosh x + 1 = 0$$

This equation occurs in determining the natural frequencies of oscillation of a clamped cantilever beam.

Equation (2.1) is satisfied by an infinite number of values of x . Let us write the equation (2.1) in the form

$$(2.2) \quad \cos x = -\frac{1}{\cosh x}$$

If we plot the curves

$$(2.3) \quad y_1 = -\frac{1}{\cosh x}$$

and

$$(2.4) \quad y_2 = \cos x$$

The roots of (2.1) are given by the abscissa of the points of intersection of these two curves as shown in Fig. 2.1.

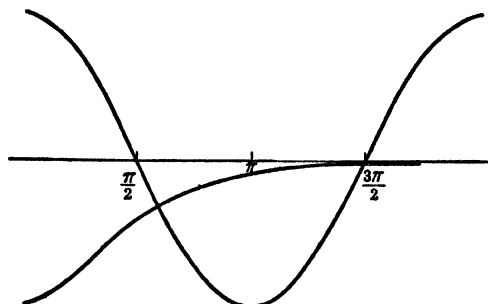


FIG. 2.1.

From the figure, we find the first three roots to be approximately

$$(2.5) \quad x_1 = 1.87, \quad x_2 = \frac{3\pi}{2}, \quad x_3 = \frac{5\pi}{2}$$

Since

$$(2.6) \quad \lim_{x \rightarrow \infty} \frac{1}{\cosh x} = 0$$

the higher roots are given with satisfactory accuracy by the equation

$$(2.7) \quad x_r = (r - \frac{1}{2})\pi \quad r = 2, 3, 4, \dots$$

This example illustrates the general principle involved in the graphical solution of transcendental equations. That is, if we wish to solve the equation

$$(2.8) \quad F(x) = 0$$

we write it in the form

$$(2.9) \quad F_1(x) = F_2(x)$$

This may usually be done in many ways. We then draw the curves

$$(2.10) \quad \begin{cases} y_1 = F_1(x) \\ y_2 = F_2(x) \end{cases}$$

The real roots of $F(x) = 0$ are evidently the abscissas of the points of intersection of these curves. The larger the scale of the graph and the more carefully the drawing is performed, the greater the accuracy of the roots. Having once found the approximate location of the roots, the accuracy may be improved by an iterative process called the "Newton-Raphson method."

3. The Newton-Raphson Method. Let us consider the function

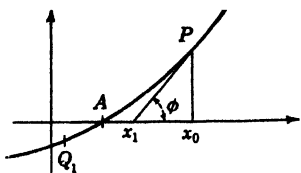


FIG. 3.1.

$$(3.1) \quad y = F(x)$$

Let us draw this curve as in Fig. 3.1.

The point $x = A$ is a root of the equation

$$(3.2) \quad F(x) = 0$$

Let us draw the tangent to the curve of the point P . This tangent will intersect the x axis at a point x_1 .

From the figure, we have

$$(3.3) \quad \tan \phi = \frac{F(x_0)}{(x_0 - x_1)} = F'(x_0)$$

Hence,

$$(3.4) \quad x_1 = x_0 - \frac{F(x_0)}{F'(x_0)}$$

If we now set up the sequence

$$(3.5) \quad x_{r+1} = x_r - \frac{F(x_r)}{F'(x_r)}$$

it is apparent from the figure that this sequence tends to the root A . If we start on the other side of A where the arc of the curve is convex to the x axis, the first step carries us to the other side of A where the arc is concave to the x axis, after this the sequence tends to the root as before.

This discussion is based on the following two assumptions:

a. That the slope of the curve does not become zero along the arc Q, P .

b. That the curve has no inflection point along Q, P .

More precisely, we can say that if $F(x)$ has only one root between two bounds x'_0 and x_0 while $F'(x)$ and $F''(x)$ are never zero between these two bounds, then the Newton-Raphson process will succeed if we begin it at one of the bounds for which $F(x)$ and $F''(x)$ have the same sign.

It is sometimes more convenient to use the formula

$$(3.6) \quad x_{r+1} = x_r - \frac{F(x_r)}{F''(x_0)}$$

instead of (3.5).

This means that in the successive steps of the process we replace the tangents calculated at x_1, x_2 , etc., by lines parallel to the tangent at P . This saves the trouble of calculating $F'(x_r)$ at each stage.

As an example of the method, let it be required to determine the solution of the equation

$$(3.7) \quad x = \sin x + \frac{\pi}{2}$$

To obtain a rough estimate of the root we draw the curves

$$(3.8) \quad y_1 = x - \frac{\pi}{2} \quad \text{and} \quad y_2 = \sin x$$

as in Fig. 3.2.

From the graph, we obtain

$$(3.9) \quad x_0 = 2.3 \text{ radians}$$

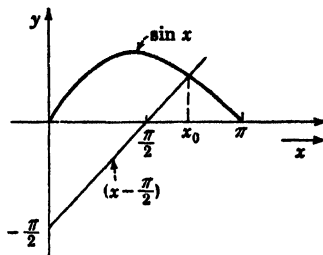


FIG. 3.2.

as a rough estimate of the root. With this value for x_0 , we begin the iterative process. Here we have

$$(3.10) \quad F(x) = x - \sin X - \frac{\pi}{2}$$

$$(3.11) \quad F'(x) = 1 - \cos x$$

The first approximation is

$$(3.12) \quad x_1 = x_0 - \frac{F(x_0)}{F'(x_0)} = x_0 - \frac{(x_0 - \sin x_0 - \pi/2)}{(1 - \cos x_0)}$$

Now

$$(3.13) \quad x_0 = 2.3 \text{ radians} = 132^\circ$$

$$(3.14) \quad \sin x_0 = 0.7431, \quad \cos x_0 = -0.669$$

Hence

$$(3.15) \quad x_1 = 2.3 - \frac{(2.3 - 0.743 - 1.57)}{(1 + .669)} = 2.308$$

This is a very good approximation to the root. If more significant figures are desired, the iterative process of (3.6) may be repeated.

4. Solution of Cubic Equations. In the study of the natural frequencies of undamped electrical and mechanical systems with three degrees of freedom, we have to determine the solution of the equation

$$(4.1) \quad Z^3 + A_2Z^2 + A_1Z + A_0 = 0$$

We may eliminate the Z^2 term by the substitution

$$(4.2) \quad Z = \left(x - \frac{A_2}{3} \right)$$

we then obtain

$$(4.3) \quad x^3 + \left(A_1 - \frac{A_2^2}{3} \right) x + \left(A_0 - \frac{A_1 A_2}{3} + \frac{2}{27} A_2^3 \right) = 0$$

This may be written in the form

$$(4.4) \quad x^3 - qx - r = 0$$

There are two principal cases to consider

a. *The Case Where $27r^2 > 4q^3$.* In this case the cubic has one real root and two complex roots. Then if q and r are both positive, we find ϕ such that

$$(4.5) \quad \cosh \phi = \left(\frac{3}{q} \right)^{\frac{1}{2}} \frac{r}{2}$$

then the real root is given by the equation

$$(4.6) \quad x_0 = \frac{2}{\sqrt{3}} q^{\frac{1}{3}} \cosh \frac{\phi}{3}$$

Dividing (4.4) by $(x - x_0)$ we reduce the equation to a quadratic and obtain the pair of complex roots by solving the resulting quadratic.

If q is negative and r is positive, we find ϕ such that

$$(4.7) \quad \sinh \phi = \left(\frac{3}{-q} \right)^{\frac{1}{2}} \frac{r}{2}$$

then the real root is given by the equation

$$(4.8) \quad x = \frac{2}{\sqrt{3}} (-q)^{\frac{1}{3}} \sinh \frac{\phi}{3}$$

It may be noted that we may always suppose that r is positive since if we change the sign of r we merely change the sign of the roots.

b. *The Case Where $27r^2 < 4q^3$.* In this case the cubic equation has three real roots. We now find the smallest positive angle ϕ such that

$$(4.9) \quad \cos \phi = \left(\frac{3}{q} \right)^{\frac{1}{2}} \frac{r}{2}$$

then the real roots are given by

$$(4.10) \quad \begin{aligned} x_1 &= \frac{2}{\sqrt{3}} q^{\frac{1}{3}} \cos \frac{\phi}{3} \\ x_2 &= -\frac{2}{\sqrt{3}} q^{\frac{1}{3}} \cos \frac{\pi - \phi}{3} \\ x_3 &= -\frac{2}{\sqrt{3}} q^{\frac{1}{3}} \cos \frac{\pi + \phi}{3} \end{aligned}$$

For example, let it be required to solve

$$(4.11) \quad Z^3 + 9Z^2 + 23Z + 14 = 0$$

In this case we remove the Z^2 term by writing

$$(4.12) \quad Z = (x - 3)$$

and the equation becomes

$$(4.13) \quad x^3 - 4x - 1 = 0$$

We now have

$$(4.14) \quad 27.1^2 < 4.4^3$$

hence this equation comes under case *B* and the roots are all real. We now compute

$$(4.15) \quad \frac{\phi}{3} = 23^\circ 41'$$

and substituting into (4.10) we obtain

$$(4.16) \quad \begin{cases} x_1 = 2.11 \\ x_2 = -1.86 \\ x_3 = -0.254 \end{cases}$$

Hence the roots of (4.11) are

$$(4.17) \quad \begin{cases} Z_1 = -0.89 \\ Z_2 = -4.86 \\ Z_3 = -3.254 \end{cases}$$

5. Graeffe's Root-squaring Method. In the last section we considered some algebraic formulas for the solution of the cubic equation. There also exists a formula solution for the quartic equation.¹ These formulas are, in general, laborious to use in numerical computations. No formulas exist for the solution of a general algebraic equation with literal coefficients if it is of higher degree than the fourth.

In this section we shall discuss a method for the numerical solution of an algebraic equation of any degree. Before considering this method, it is well to recall the following properties concerning the nature of algebraic equations:

a. The equation

$$(5.1) \quad x^n + a_1x^{n-1} + a_2x^{n-2} + \dots + a_n = 0$$

¹ See, for example, Dickson, "Elementary Theory of Equations," p. 31, John Wiley & Sons, Inc., New York, 1922.

where the coefficients a_r are real numbers has n roots. Some of the roots may be repeated roots.

b. If n is a positive odd integer, the equation always has one real root.

c. The number of positive roots is either equal to the number of variations of signs of the a 's or is less than this number of variations by an even integer (Descartes' rule of signs).

d. The complex roots occur in conjugate complex pairs.

The method we shall consider was suggested by Dandelin in 1826 and independently by Graeffe in 1837. It is of great use especially in the case of equations possessing complex roots. The fundamental principle of the method is to form a new equation whose roots are some high power of the roots of the given equation. That is, if the roots of the original equation are x_1, x_2, \dots, x_n , the roots of the new equation are $x_1^s, x_2^s, \dots, x_n^s$. If s is large, then the high powers of the roots will be *widely separated*. If the roots are very widely separated, they may be obtained by a simple process.

Let the roots of the Eq. (5.1) be $(-r_1), (-r_2), \dots, (-r_n)$. These values are the roots of the equation with the signs reversed and are called the Encke roots. (We shall assume at present that they are real and unequal.) Since the r quantities are the roots of the equation with the signs reversed, it may be factored in the form

$$(5.2) \quad (x + r_1)(x + r_2)(x + r_3) \cdots (x + r_n) = 0$$

If we use the convenient notation

$$(5.3) \quad \left\{ \begin{array}{l} [r_i] = (r_1 + r_2 + \cdots + r_n) = \text{sum of the Encke roots} \\ [r_i r_j] = (r_1 r_2 + r_1 r_3 + \cdots) = \text{sum of the products of the} \\ \hspace{15em} \text{Encke roots taken two at a} \\ \hspace{15em} \text{time} \\ [r_i r_j r_k] = (r_1 r_2 r_3 + r_1 r_2 r_4 + \cdots) = \text{sum of the products of the} \\ \hspace{15em} \text{Encke roots taken} \\ \hspace{15em} \text{three at a time} \\ [r_1 r_2 \cdots r_n] = \text{product of all the roots} \end{array} \right.$$

then on multiplying the various factors of (5.2) we obtain

$$(5.4) \quad x^n + [r_i]x^{n-1} + [r_i r_j]x^{n-2} + \cdots + [r_1 r_2 \cdots r_n] = 0$$

Squaring the Roots. A simple device by which a new equation whose Encke roots are the squares of the Encke roots of the original equation will now be explained. Let us write

$$(5.5) \quad F(x) = (x + r_1)(x + r_2) \cdots (x + r_n) = 0$$

Then

$$(5.6) \quad F(-x) = (-x + r_1)(-x + r_2) \cdots (-x + r_n) = 0$$

and

$$(5.7) \quad F(x)F(-x) = (r_1^2 - x^2)(r_2^2 - x^2)(r_3^2 - x^2) \cdots (r_n^2 - x^2) = 0$$

If in (5.7) we let

$$(5.8) \quad y = -x^2$$

we obtain

$$(5.9) \quad F(x)F(-x) = (y + r_1^2)(y + r_2^2) \cdots (y + r_n^2) = 0$$

Now the roots of (5.9) are $-r_1^2, -r_2^2, \cdots -r_n^2$, and hence the *Encke* roots are $r_1^2, r_2^2, \cdots r_n^2$, and hence they are the squares of the *Encke* roots of (5.5). If we now write $F(x)$ in the form

$$(5.6a) \quad F(x) = x + a_1x^{n-1} + a_2x^{n-2} + \cdots + a_n = 0$$

then

$$(5.7a) \quad F(x)F(-x) = [x^n + a_1x^{n-1} + \cdots + a_n][(-x)^n + a_1(-x)^{n-1} + \cdots + a_n] = 0$$

carrying out the multiplication and writing

$$(5.8a) \quad -x^2 = y$$

we obtain

$$(5.9a) \quad y^n + (a_1^2 - 2a_2)y^{n-1} + (a_2^2 - 2a_1a_3 + 2a_4)y^{n-2} + \cdots = 0$$

This may be written in the form

$$(5.10) \quad y^n + \left\{ \begin{matrix} a_1^2 \\ -2a_2 \end{matrix} \right\} y^{n-1} + \left\{ \begin{matrix} a_2^2 \\ -2a_1a_3 \\ +2a_4 \end{matrix} \right\} y^{n-2} + \left\{ \begin{matrix} a_3^2 \\ -2a_2a_4 \\ +2a_1a_5 \\ -2a_6 \end{matrix} \right\} y^{n-3} + \cdots = 0$$

We notice that the coefficients of (5.9a) are found from the coefficients of the original Eq. (5.6) by the following simple rule:

The coefficient of any power of y is formed by adding to the square of the corresponding coefficient in the original equation the doubled product of every pair of coefficients which stand equally far from it on either side. These products are taken with signs alternately negative and positive.

If a power of x is absent, then it is taken with a coefficient equal to

zero. To facilitate the process, a table is constructed in the following manner:

$$F(x) = x^n + a_1x^{n-1} + a_2x^{n-2} + \dots + a_n = 0$$

1	a_1	a_2	a_3	a_4	a_5
	a_1^2 $-2a_2$	a_2^2 $-2a_1a_3$ $+2a_4$	a_3^2 $-2a_2a_4$ $+2a_1a_5$ $-2a_6$	a_4^2 $-2a_3a_5$ $+2a_2a_6$ $-2a_1a_7$ $+2a_8$	etc.
1	b_1	b_2	b_3	b_4	b_5

where the b 's are the coefficients of the equation whose Encke roots are the squares of the Encke roots of the original equation.

If we now repeat this process several times, we finally arrive at an equation whose Encke roots are the m th powers of the Encke roots of the original equation. This equation has the form

$$(5.11) \quad x^n + [r_i^m]x^{n-1} + [r_i^m r_j^m]x^{n-2} + \dots = 0$$

If now

$$(5.12) \quad r_1 > r_2 > r_3 > \dots > r_n$$

then

$$(5.13) \quad r_1^m \gg r_2^m \gg r_3^m \dots \gg r_n^m$$

That is, if the roots differ in magnitude in the manner (5.12), then the m th power of the roots where m is a large number are widely separated. Hence,

$$(5.14) \quad [r_i^m] = (r_1^m + r_2^m + \dots + r_n^m) \doteq r_1^m$$

for a sufficiently large m . We also have

$$(5.15) \quad [r_i^m r_j^m] = (r_1^m r_2^m + r_1^m r_3^m + \dots) \doteq r_1^m r_2^m$$

Hence from (5.14) we obtain

$$(5.16) \quad \log r_1 = \frac{1}{m} \log [r_i^m]$$

and from (5.15) we have

$$(5.17) \quad \log r_2 = \frac{1}{m} \log [r_i^m r_j^m] - \frac{1}{m} \log [r_i^m]$$

Equation (5.16) determines the absolute value of the largest root r_1 , and Eq. (5.17) determines the absolute value of the second largest root r_2 , and so on.

In the solution of equations by this method it is very necessary to know when to stop the root-squaring process. The time to stop is when another doubling of m produces new coefficients $[r_i^{2m}]$, $[r_i^{2m}r_j^{2m}]$ that are practically the squares of the corresponding coefficients $[r_i^m]$, $[r_i^m r_j^m]$ in the equation already obtained. To illustrate the general theory, let us consider the solution of the equation

$$(5.18) \quad F(x) = x^3 + 9x^2 + 23x + 14 = 0$$

We construct the following table:

	x^3	x^2	x	c
p	1	9	23	14
p^2	1	35	277	196
p^4	1	671	63,009	38,416
p^8	1	324,223	3.9185×10^9	1.4757×10^9
p^{16}	1	9.728×10^{10}	1.535×10^{21}	2.177×10^{18}
p^{32}	1	9.433×10^{21}	2.357×10^{38}	$(2.177 \times 10^{18})^2$
p^{64}	1	8.898×10^{43}	$(2.357 \times 10^{38})^2$	$(2.177 \times 10^{18})^4$

In this table p^2 denotes the equation whose Encke roots are the squares of the Encke roots of p , etc.

If we stop at this stage, we have

$$(5.19) \quad \log r_1^{64} = \log (8.898 \times 10^{43}) = 43.9493$$

$$(5.20) \quad \log r_1 = 0.68670$$

and hence

$$(5.21) \quad r_i = \pm 4.860$$

This is the magnitude of the numerically greatest root. We also have

$$(5.22) \quad \begin{aligned} \log (r_1 r_2)^{64} &= 2 \log (2.357 \times 10^{38}) \\ &= 76.74492 \end{aligned}$$

Hence

$$(5.23) \quad \begin{aligned} \log r_2 &= \frac{1}{64}(76.74492 - 43.94932) \\ &= 0.51243 \end{aligned}$$

Therefore

$$(5.24) \quad r_2 = \pm 3.254$$

Finally, we have

$$(5.25) \quad \log (r_1 r_2 r_3)^{64} = 4 \log (2.177 \times 10^{18}) \\ = 73.352$$

and

$$(5.26) \quad \log r_3 = \frac{1}{64}(73.352 - 76.7449) \\ = 0.94698$$

and therefore

$$(5.27) \quad r_3 = \pm 0.885$$

It is not possible to determine the signs of the roots by this process. A rough graph of the function $F(x) = 0$ shows that all the roots are negative, and they are, therefore,

$$(5.28) \quad \begin{cases} x_1 = -4.860 \\ x_2 = -3.254 \\ x_3 = -0.885 \end{cases}$$

Complex Roots. We shall now discuss briefly the modifications introduced in the above procedure in case the equation under consideration has complex roots. To illustrate the general procedure let the equation under consideration be of the fifth degree and let it have the following Encke roots:

$$r_1, Z_1, \bar{Z}_1, r_2, r_3$$

where

$$(5.29) \quad |r_1| > |Z| > |r_2| > |r_3|$$

We carry out the root-squaring process as before and obtain an equation whose Encke roots are the m th powers of the Encke roots of the original equation. For a sufficiently large m , we have

$$(5.30) \quad [r_1^m] = r_1^m$$

as before, since by hypothesis r_1 is the dominant root numerically. Hence this root may be determined as before. We now have

$$(5.31) \quad [r_1^m r_2^m] = (r_1^m Z^m + r_1^m \bar{Z}^m) \\ = r_1^m (Z^m + \bar{Z}^m)$$

If we let

$$(5.32) \quad Z = Re^{i\phi}$$

we then have

$$(5.33) \quad [r_1^m r_2^m] = 2r_1^m R^m \cos(m\phi)$$

This shows that the coefficient of the x^3 term will fluctuate in sign as the number m takes in succession a set of increasing values because of the cosine term. We also have

$$(5.34) \quad [r_1^m r_2^m r_3^m] = r_1^m Z^m \bar{Z}^m = r_1^m R^{2m}$$

Proceeding in this manner, we see that when m is large enough so that only the dominant part of the coefficient of each power of x is retained the equation whose Encke roots are the m th powers of the roots of the original equation is

$$(5.35) \quad x^5 + r_1^m x^4 + 2r_1^m R^m \cos(m\phi) x^3 + r_1^m R^{2m} x^2 + r_1^m R^{2m} r_2 x + r_1^m R^{2m} r_3 = 0$$

From this we may find $(r_1, r_2, r_3, \text{ and } R)$. To obtain the angle of the complex root, we write

$$(5.36) \quad Z = Re^{i\phi} = u + jv = R(\cos \phi + j \sin \phi)$$

But we know that the sum of the Encke roots of the original equation are given by

$$(5.37) \quad \begin{aligned} a_1 &= r_1 + Z + \bar{Z} + r_2 + r_3 \\ &= r_1 + 2u + r_2 + r_3 \end{aligned}$$

Hence,

$$(5.38) \quad u = \frac{(a_1 - r_1 - r_2 - r_3)}{2} = R \cos \phi$$

or

$$(5.39) \quad \phi = \cos^{-1} \left\{ \frac{u}{R} \right\}$$

In the above example we saw that the fluctuation of the coefficient of the x^3 term indicated the presence of a complex root. If two coefficients fluctuate in sign, the presence of two complex roots may be inferred and the analysis modified accordingly. Rather than to consider any fixed rules, it is well to consider the general nature of the root-squaring process when solving equations by this method.

The Case of Repeated Roots. The nature of the process in case the equation has repeated roots may be illustrated by the consideration of a special case. As before, let the Encke roots of the equation be denoted by $r_1, r_2, r_3, \dots r_m$. Let the root r_2 be equal to the root r_3 . That is, let

$$(5.40) \quad r_2 = r_3$$

That is, the equation has the repeated root r_2 . In this case again the

equation whose Encke roots are the m th powers of those of the given equation is

$$(5.41) \quad x^n + [r_1^m]x^{n-1} + [r_1^m r_2^m]x^{n-2} + [r_1^m r_2^m r_3^m]x^{n-3} + \dots - x = 0$$

If m is sufficiently large so that we may retain only the dominant term in each coefficient we have

$$(5.42) \quad x^n + r_1^m x^{n-1} + 2r_1^m r_2^m x^{n-2} + r_1^{2m} r_2^m x + \dots = 0$$

We notice that the coefficient of the term x^{n-2} does not follow the usual law that when m is doubled the coefficient is approximately squared. In this case, when m is doubled, the new coefficient is approximately *half* the square of the old one. This is an indication of a repeated root. To compute r_2 , let

$$(5.43) \quad \begin{cases} b_1 = r_1^m \\ b_2 = 2r_1^m r_2^m \\ b_3 = r_1^{2m} r_2^m \end{cases}$$

If we divide b_3 by b_1 , we obtain

$$(5.44) \quad \frac{b_3}{b_1} = r_2^{2m}$$

and hence

$$(5.45) \quad r_2 = \sqrt[2m]{\frac{b_3}{b_1}}$$

The rest of the roots are computed as before. The foregoing discussion is the general theory of Graeffe's root-squaring method. In general, it is better to keep the basic concept of the method of root squaring in mind rather than to formulate elaborate rules for special cases.

PROBLEMS

1. Determine the roots of the equation $\tanh x = \tan x$.
2. Determine the roots of the equation $\tan x = x$.
3. Find the roots of $e^x = 5x$.
4. Solve the equation $x^3 - 2x - 1 = 0$.
5. Solve the equation $x^3 - 97x - 202 = 0$.
6. By using Graeffe's method, solve the equation $x^2 - 2x + 2 = 0$.
7. Solve the equation $x^3 + x^2 + x + 1 = 0$.
8. Find the roots of the equation $x^3 - 5x^2 + 6x - 1 = 0$.
 - a. By the formula for the solution of a cubic equation.
 - b. By Graeffe's method.
9. Solve $\tan x = \frac{1}{x}$.

References

1. WHITTAKER, E. T., and G. ROBINSON: "The Calculus of Observations," Blackie & Sons, Ltd., Glasgow, 1924.
2. DOHERTY, R. E., and G. KELLER: "Mathematics of Modern Engineering," John Wiley & Sons, Inc., New York, 1936.
3. BURNSIDE, R., and F. PANTON: "Theory of Equations," 8th ed., Vol. I, Hodges & Figgis & Co., Dublin, 1918.

CHAPTER VI

LINEAR DIFFERENTIAL EQUATIONS WITH CONSTANT COEFFICIENTS

1. Introduction. *Linear Differential Equations of the First Order.*
In applied mathematics, the most important and frequently occurring differential equations are linear differential equations. A linear differential equation of order n is one of the form

$$(1.1) \quad a_0 \frac{d^n y}{dx^n} + a_1(x) \frac{d^{n-1} y}{dx^{n-1}} + \cdots + a_{n-1}(x) \frac{dy}{dx} + a_n(x)y = f(x)$$

where a_0, a_1, \cdots, a_n and f are functions of the independent variable x and $a_0 \neq 0$.

If $n = 1$, we have the linear equation of the first order; this is written in the form

$$(1.2) \quad \frac{dy}{dx} + P(x)y = Q(x)$$

If $Q(x) = 0$, we have

$$(1.3) \quad \frac{dy}{dx} + P(x)y = 0$$

This equation is called a homogeneous linear differential equation of the first order. It may be put in the form

$$(1.4) \quad \frac{dy}{y} = -P(x) dx$$

In this form the variables are said to be separated, and we may therefore integrate both members and obtain

$$(1.5) \quad \ln y = -\int P(x) dx + c$$

where c is an arbitrary constant of integration. Therefore, we have

$$(1.6) \quad y = e^{[-\int P(x) dx + c]} = e^{-\int P(x) dx} e^c$$

but since e^c is an arbitrary constant, we may denote it by K . Hence the solution of (1.3) is

$$(1.7) \quad y = Ke^{-\int P(x) dx}$$

To solve the more general differential equation (1.2), let us place

$$(1.8) \quad y = u(x)v(x)$$

where u and v are functions of x to be determined. Placing this form for y in (1.2), we obtain

$$(1.9) \quad \frac{du}{dx}v + u\frac{dv}{dx} + P(x)uv = Q(x)$$

This may be written in the form

$$(1.10) \quad v \left[\frac{du}{dx} + P(x)u \right] + u\frac{dv}{dx} = Q(x)$$

Since u and v are at our disposal, let us place the term in parenthesis equal to zero. We then obtain

$$(1.11) \quad \frac{du}{dx} + P(x)u = 0$$

and

$$(1.12) \quad u\frac{dv}{dx} = Q(x)$$

However, (1.11) is of the same form as (1.3), and therefore its solution is

$$(1.13) \quad u = Ke^{-\int P(x) dx}$$

If we substitute this value of u into (1.12), we obtain

$$(1.14) \quad dv = \frac{1}{K} e^{+\int P(x) dx} Q(x) dx$$

Since the right member is a function of x , also we may integrate both sides and thus obtain

$$(1.15) \quad v = \frac{1}{K} \int e^{+\int P(x) dx} Q(x) dx + C_1$$

where C_1 is an arbitrary constant.

Substituting these values of u and v into (1.8), we obtain

$$(1.16) \quad y = Ke^{-\int P(x) dx} \left[\frac{1}{K} \int e^{+\int P(x) dx} Q(x) dx + C_1 \right]$$

This may be written in the form

$$(1.17) \quad y = Ce^{-\int P dx} + e^{-\int P dx} \int e^{+\int P(x) dx} Q(x) dx$$

where C is an arbitrary constant.

We thus see that the solution of Eq. (1.2) consists of two parts. One part is the solution of the homogeneous equation with the right member equal to zero. This is called the complementary function; it contains an arbitrary constant. The other part involves an integral of the right member $Q(x)$. This is called the particular integral. The general solution is the sum of these two parts and is given by (1.17).

2. The Reduced Equation, the Complementary Function. In the last section, the solution of the general linear differential equation with variable coefficients of the first order was obtained. Equation (1.17) gives a formula by means of which the solution may be obtained, provided the indicated integrations may be performed.

If the linear differential equation with variable coefficients is of order higher than the first, it is not possible to obtain an explicit solution in closed form in the general case. In general, a series solution must be resorted to in this case. Fortunately, a great many of the problems of applied mathematics such as the study of small amplitude mechanical oscillations and the analysis of electrical networks lead to the solution of linear differential equations with constant coefficients. Accordingly, in this chapter we shall study methods of solution of this type of equation.

If the various coefficients $a_r(x)$, $r = 0, 1, 2, \dots, n$ of (1.1) are constants, we may write this equation in the form

$$(2.1) \quad \frac{d^n y}{dx^n} + a_1 \frac{d^{n-1} y}{dx^{n-1}} + \dots + a_{n-1} \frac{dy}{dx} + a_n y = F(x)$$

provided $a_0 = 1$.

It is convenient to introduce the symbol of operation

$$(2.2) \quad D^r = \frac{d^r}{dx^r} \quad r = 1, 2, \dots, n$$

We may then write (2.1) in the form

$$(2.3) \quad D^n y + a_1 D^{n-1} y + \dots + a_n y = F(x)$$

This may also be written in the form

$$(2.4) \quad (D^n + a_1 D^{n-1} + \dots + a_{n-1} D + a_n) y = F(x)$$

where the significance of the term in parenthesis of the left member is that it constitutes an operator that when operating on $y(x)$ leads to the left member of (2.3).

To save writing, we may condense our notation further by letting

$$(2.5) \quad L_n(D) = (D^n + a_1 D^{n-1} + a_2 D^{n-2} + \dots + a_{n-1} D + a_n)$$

We may then write (2.4) concisely in the form

$$(2.6) \quad L_n(D)y = F(x)$$

If $F(x)$ in (2.6) is placed equal to zero, we obtain the equation

$$(2.7) \quad L_n(D)y = 0$$

This is called the reduced equation.

It will now be shown that the general solution of (2.6) consists of the sum of two parts y_c and y_p . y_c is the solution of the reduced equation and is called the complementary function. It then satisfies

$$(2.8) \quad L_n(D)y_c = 0$$

The particular integral y_p satisfies the equation

$$(2.9) \quad L_n(D)y_p = F(x)$$

If we add (2.8) and (2.9), we obtain

$$(2.10) \quad L_n(D)y_c + L_n(D)y_p = F(x)$$

But this may be written in the form

$$(2.11) \quad L_n(D)(y_c + y_p) = F(x)$$

If we now let

$$(2.12) \quad y = y_c + y_p$$

we thus obtain

$$(2.13) \quad L_n(D)y = F(x)$$

This proves the proposition.

It thus follows that the general solution of a linear differential equation with constant coefficient is the sum of a particular integral y_p and the complementary function y_c , the latter being the solution of the equation obtained by substituting zero for the function $F(x)$.

3. Properties of the Operator $L_n(D)$. *General Solution of the Linear Differential Equation.* We have seen that the general linear differential equation with constant coefficient may be written in the form

$$(3.1) \quad L_n(D)y = F(x)$$

The expression $L_n(D)$ is known as a linear differential operator of order n . It is not an algebraic expression multiplied by y but a symbol that expresses the fact that certain operations of differentiation are to be performed on the function y .

Consider the particular linear operator

$$(3.2) \quad \begin{aligned} L_2(D)y &= 2 \frac{d^2y}{dx^2} + 5 \frac{dy}{dx} + 2y \\ &= (2D^2 + 5D + 2)y \end{aligned}$$

We shall also write this in the factorized form

$$(3.3) \quad L(D)y = (2D + 1)(D + 2)y$$

factorizing the expression in D as if it were an ordinary algebraic quantity. Is this justifiable?

The operations performed in ordinary algebra are based upon three laws:

I. The distributive law.

$$m(a + b) = ma + mb$$

II. The commutative law.

$$ab = ba$$

III. The index law.

$$a^n a^m = a^{m+n}$$

Now D satisfies the first and third of these laws, for

$$(3.4) \quad D(u + v) = Du + Dv$$

$$(3.5) \quad D^m D^n u = D^{m+n} u$$

As for the second law,

$$(3.6) \quad D(cu) = cD(u)$$

is true if c is a constant, but not if c is a variable. We also have

$$(3.7) \quad D^m(D^n u) = D^n(D^m u)$$

if m and n are positive integers.

Thus D satisfies the fundamental laws of algebra except in that it is not commutative with variables. It follows that we are justified in performing any operations depending on the fundamental laws of algebra on the linear operator.

$$(3.8) \quad L_n(D) = (D^n + a_1 D^{n-1} + \cdots + a_{n-1} D + A_n)$$

In view of this, the solution of the general linear differential equation with constant coefficients may be written symbolically in the form

$$(3.9) \quad y = \frac{1}{L_n(D)} F(x)$$

We must now investigate the interpretation of the symbol $1/L_n(D)$ when operating on $F(x)$.

Let us consider the case $n = 1$. That is,

$$(3.10) \quad y = \frac{1}{L_1(D)} F(x) = \frac{1}{(D + a_1)} F(x)$$

This is the solution of the equation

$$(3.11) \quad \left(\frac{dy}{dx} + a_1 y \right) = F(x)$$

This is a special case of the general linear equation of the first order (1.2) with $P(x) = a_1$, $Q(x) = F(x)$. Accordingly, the solution of this equation is given by (1.17) with the above values for $P(x)$ and $Q(x)$. The solution is

$$(3.12) \quad y = Ce^{-a_1 x} + e^{-a_1 x} \int e^{a_1 x} F(x) dx$$

We see that the solution consists of two parts. One part is the solution of the Eq. (3.11) if $F(x) = 0$. This is the complementary function, so that using the notation of Sec. 2, we have

$$(3.13) \quad y_c = Ce^{-a_1 x}$$

This part contains the arbitrary constant C . The second part, which involves $F(x)$, is the particular integral, so we have

$$(3.14) \quad y_p = e^{-a_1 x} \int e^{a_1 x} F(x) dx$$

Decomposition of $L(D)$ into Partial Fractions (Distinct Roots of $L_n(D) = 0$).

$$(3.15) \quad \frac{1}{(D - a)} F(x) = Ce^{-ax} + e^{-ax} \int e^{ax} F(x) dx$$

for the operator $1/(D - a)$ operating on $F(x)$.

Let us return to the general problem of interpreting $\frac{1}{L_n(D)} F(x)$ where $L_n(D)$ is a linear operator of the n th order.

Consider the equation

$$(3.16) \quad L_n(D)y = (D^n + a_1 D^{n-1} + \dots + a_{n-1} D + a_n)y = 0$$

regarding $L_n(D)$ as a polynomial in D . Now if this equation has n *distinct* roots (m_1, m_2, \dots, m_n), it is known from the theory of partial fractions that we may decompose $1/L_n(D)$ into the simple factors

$$(3.17) \quad \frac{1}{L_n(D)} = \frac{A_1}{(D - m_1)} + \frac{A_2}{(D - m_2)} + \dots + \frac{A_n}{(D - m_n)}$$

This is an algebraic identity, and the $A_r (r = 1, 2, \dots, n)$ quantities are constant, given by

$$(3.18) \quad A_r = \frac{1}{\left. \frac{d}{dD} L_n(D) \right|_{D=m_r}} = \frac{1}{L'_n(m_r)}$$

In this case the solution of the equation becomes

$$(3.19) \quad y = \frac{1}{L_n(D)} F(x) = \sum_{r=1}^{r=n} \frac{A_r}{(D - m_r)} F(x)$$

But by (3.15) we have

$$(3.20) \quad \frac{1}{(D - m_r)} F(x) = C_r e^{m_r x} + e^{m_r x} \int e^{-m_r x} F(x) dx$$

Hence the complete solution is

$$(3.21) \quad y = \frac{1}{L_n(D)} F(x) = \sum_{r=1}^{r=n} K_r e^{m_r x} + \sum_{r=1}^{r=n} A_r e^{m_r x} \int e^{-m_r x} F(x) dx$$

where the K_r quantities are *arbitrary* constants and the A_r quantities are given by (3.18).

The Case of Repeated Roots of $L_n(D) = 0$. If the equation $L_n(D) = 0$ has repeated roots, then the above partial fraction expansion of $1/L_n(D)$ is no longer possible. Let us first consider the case in which *all* the roots of $L_n(D)$ are repeated. Let the multiple root be equal to m . In that case, the equation to be solved is

$$(3.22) \quad L_n(D)y = (D - m)^n y = F(x)$$

To solve this equation, let us assume a solution of the form

$$(3.23) \quad y = e^{mx} v(x)$$

where $v(x)$ is a function of x to be determined. Let us consider the effect of operating with the operator $(D - m)$ on $e^{mx} v(x)$. We have

$$(3.24) \quad (D - m)e^{mx} v(x) = me^{mx} v(x) + e^{mx} Dv - me^{mx} v = e^{mx} Dv$$

If we operate again with $(D - m)$, we obtain

$$(3.25) \quad (D - m)^2 e^{mx} v(x) = (D - m)e^{mx} Dv = e^{mx} D^2 v$$

If we repeat this procedure n times, we obtain

$$(3.26) \quad (D - m)^n e^{mx} v = e^{mx} D^n v$$

In view of this, we see that the solution of Eq. (3.22) because of the assumption (3.23) becomes

$$(3.27) \quad e^{mx}D^n v = F(x)$$

In order to satisfy this, we must have

$$(3.28) \quad D^n v = e^{-mx}F(x)$$

If we integrate the equation (3.28) n times, we obtain

$$(3.29) \quad v = \int \int \cdots \int_n e^{-mx}F(x) dx \cdots dx + (C_1 + C_2x + \cdots + C_nx^{n-1})$$

when the factor $e^{-mx}F(x)$ must be integrated n times and the quantities C_r ($r = 1, 2, \cdots, n$) are arbitrary constants.

We thus see from (3.22) that the result of the operator $1/(D - m)^n$ operating on $F(x)$ may be written in the form

$$(3.30) \quad \frac{1}{(D - m)^n} F(x) = e^{mx} \int \int \cdots \int e^{-mx}F(x) dx \cdots dx + e^{mx}(C_1 + C_2x + \cdots + C_nx^{n-1})$$

Here the term involving the integrals is the particular integral of the Eq. (3.22), and the term involving the arbitrary constants is the complementary function.

Let us consider the case in which the operator $L_n(D)$ is such that $(D - m)^r$ is a factor of $L_n(D)$ and that $(D - m_1), (D - m_2),$ etc., are simple factors of $L_n(D)$.

To solve the equation $L_n(D)y = F(x)$, we must expand

$$(3.31) \quad \frac{1}{L_n(D)} = \frac{1}{(D - m)^r(D - m_1)(D - m_2) \cdots (D - m_s)}$$

where $s = n - r$ into partial fractions. In this case the partial fraction expansion is of the form

$$(3.32) \quad \frac{1}{L_n(D)} = \frac{A_1}{(D - m)^r} + \frac{A_2}{(D - m)^{r-1}} + \cdots + \frac{A_r}{(D - m)} + \frac{B_1}{(D - m_1)} + \frac{B_2}{(D - m_2)} + \cdots + \frac{B_s}{(D - m_s)}$$

The coefficients A_p ($P = 1 \cdots r$) are given by

$$(3.33) \quad A_p = \frac{\phi^{p-1}(m)}{(p - 1)!}$$

where

$$(3.34) \quad \phi(D) = \frac{(D - m)^r}{L_n(D)}$$

and

$$(3.35) \quad \phi^{p-1}(m) = \frac{d^{p-1}}{dD^{p-1}} \phi(D) \Big|_{D=m}$$

The coefficients B_r ($r = 1, 2, \dots, s$) are given by

$$(3.36) \quad B_r = \frac{1}{\frac{d}{dD} L_n(D) \Big|_{D=m_r}}$$

We thus see that the solution of the equation

$$(3.37) \quad y = \frac{1}{L_n(D)} F(x)$$

when the equation

$$(3.38) \quad L_n(D) = 0$$

has multiple roots, it contains terms of the form

$$(3.39) \quad \frac{B_r F(x)}{(D - m_r)} = C_r e^{m_r x} + B_r e^{m_r x} \int e^{-m_r x} F(x) dx$$

as in the solution of (3.21).

The term involving the repeated roots gives rise to terms of the form given by (3.30).

We thus have an explicit solution for the general linear differential equation of the n th order with constant coefficients. The difficulties that arise in using the general formulas are due to the difficulties in evaluating the integrals involved in various special cases.

As an example of the general theory, consider the equation

$$\frac{d^2 y}{dx^2} - 3 \frac{dy}{dx} + 2y = xe^x$$

or

$$(D^2 - 3D + 2)y = xe^x$$

Here

$$\begin{aligned} L_2(D) &= (D^2 - 3D + 2) \\ &= (D - 2)(D - 1) \end{aligned}$$

Accordingly, the two roots are

$$\begin{aligned} m_1 &= 2 & \frac{d}{dD} L_2(D) &= (2D - 3) \\ m_2 &= 1 \end{aligned}$$

By (3.18), we have

$$\begin{aligned} A_1 &= \frac{1}{1} = 1 \\ A_2 &= \frac{1}{-1} = -1 \\ y &= \left(\frac{1}{D-2} - \frac{1}{D-1} \right) x e^x \end{aligned}$$

By (3.21), we then have

$$\begin{aligned} y &= K_1 e^{2x} + K_2 e^x + e^{2x} \int e^{-2x} x e^x dx + e^x \int e^{-x} x e^x dx \\ y &= K_1 e^{2x} + K_2 e^x - (1+x)e^x - \frac{x^2}{2} e^x \\ &= K_1 e^{2x} + K_1 e^x - \left(1+x + \frac{x^2}{2} \right) e^x \end{aligned}$$

As another example, consider

$$\frac{d^2 y}{dx^2} + 2 \frac{dy}{dx} + y = x$$

or

$$\begin{aligned} (D+1)(D+1)y &= x \\ y &= \frac{1}{(D+1)^2} x \end{aligned}$$

This is a special case of (3.30), for

$$m = -1 \quad \text{and} \quad n = 2$$

We therefore have

$$\begin{aligned} y &= e^{-x} \iint e^x x (dx)^2 + e^{-x} (C_1 + C_2 x) \\ y &= (x-2) + e^{-x} (C_1 + C_2 x) \end{aligned}$$

4. The Method of Undetermined Coefficients. The labor involved in performing the integrations in the general method to obtain the particular integral may sometimes be avoided by the use of a method known as the method of undetermined coefficients.

This may be illustrated by an example. Consider the differential equation

$$(4.1) \quad \frac{d^2 y}{dx^2} + 3 \frac{dy}{dx} + 2y = x^3 + x$$

To obtain the particular integral, let us assume a general polynomial of the third degree of the form

$$(4.2) \quad y = ax^3 + bx^2 + cx + d$$

Substituting this into (4.1), we obtain

$$(4.3) \quad (6ax + 2b) + 3(3ax^2 + 2bx + c) + 2(ax^3 + bx^2 + cx + d) = x^3 + x$$

Equating coefficients of like powers of x , we obtain

$$(4.4) \quad \begin{cases} 2a = 1 \\ 9a + 2b = 0 \\ 6a + 6b + 2c = 1 \\ 2b + 3c + 2d = 0 \end{cases}$$

Solving these equations, we obtain

$$(4.5) \quad \begin{cases} a = \frac{1}{2} \\ b = -\frac{9}{4} \\ c = \frac{23}{4} \\ d = -\frac{51}{8} \end{cases}$$

Substituting these values into (4.2), we obtain the particular integral

$$(4.6) \quad y = \frac{1}{8}(4x^3 - 18x^2 + 46x - 51)$$

The substitution (4.2) was successful because it did not give in the first member of (4.1) any new type of terms. Both members are linear combinations of the functions x^3 , x^2 , x , and 1; hence we could equate coefficients of like powers of x .

The method of undetermined coefficients of obtaining the particular integral is particularly well-adapted when the function $F(x)$ is a sum of terms such as sines, cosines, exponentials, powers of x , and their products whose derivatives are combinations of a finite number of functions. In that case, we assume for y a linear combination of all terms entering with undetermined coefficient and then substitute it into the equation and equate coefficients of like terms.

As another example, consider the equation

$$(4.7) \quad \frac{d^3y}{dx^3} + y = e^{2x} \cos 3x$$

In this case, we assume

$$(4.8) \quad y = ae^{2x} \cos 3x + be^{2x} \sin 3x$$

Substituting this into the equation, we obtain

$$(4.9) \quad (9b - 45a)e^{2x} \cos 3x - (9a + 45b)e^{2x} \sin 3x = e^{2x} \cos 3x$$

We equate coefficients of like terms and obtain

$$(4.10) \quad \begin{aligned} 9b - 45a &= 1 \\ 9a + 45b &= 0 \end{aligned}$$

Solving for a and b and substituting them into (4.8), we obtain

$$(4.11) \quad y = \frac{e^{2x}}{234} (\sin 3x - 5 \cos 3x)$$

The Use of Complex Numbers to Find the Particular Integral. In the analysis of electrical networks or mechanical oscillations, we are usually interested in finding the particular integral of an equation of the type

$$(4.12) \quad L_n(D)y = B_0 \sin \omega x \quad \text{or} \quad B_0 \cos \omega x$$

We can obtain the particular solution in this case by replacing the right member by a complex exponential. The success of the method depends on the following theorem.

Consider the equation

$$(4.13) \quad L_n(D)y = F_1(x) + jF_2(x)$$

where $F_1(x)$ and $F_2(x)$ are real functions of x and $j = \sqrt{-1}$. Then the particular integral of (4.13) is of the form

$$(4.14) \quad y = y_1 + jy_2$$

where y_1 satisfies

$$(4.15) \quad L_n(D)y_1 = F_1(x)$$

and y_2 satisfies

$$(4.16) \quad L_n(D)y_2 = F_2(x)$$

To prove this it is only necessary to substitute (4.14) into (4.13), and on equating the real and imaginary coefficients, we obtain (4.15) and (4.16). To illustrate the method, let us solve (4.7) by making the substitution

$$(4.17) \quad e^{2x} \cos 3x = \text{Re } e^{(2+j3)x}$$

where Re denotes the "real part of." We thus replace the right member of (4.7) by e^{2+j3x} and take the real part of the solution; that is, we have

$$(4.18) \quad \frac{d^3y}{dx^3} + y = e^{(2+j3)x}$$

instead of (4.7).

To solve this, assume

$$(4.19) \quad y = Ae^{(2+j3)x}$$

where A is a complex constant to be determined. Substituting this into (4.18) and dividing both members by the common factor $e^{(2+j3)x}$ we obtain

$$(4.20) \quad A[(2 + j3)^3 + 1] = 1$$

We therefore have

$$(4.21) \quad A = \frac{1}{-45 + 9j} = \frac{-45 - 9j}{2,106} = \frac{-5 - j}{234}$$

Substituting this into (4.19), we have

$$(4.22) \quad y = \frac{(-5 - j)}{234} e^{2x}(\cos 3x + j \sin 3x)$$

If we take the real part of this expression, we have

$$(4.23) \quad y_1 = \frac{e^{2x}}{234} (\sin 3x - 5 \cos 3x)$$

This is the required particular integral.

To solve the equation

$$(4.24) \quad L_n(D)y = B_0 \sin(\omega x)$$

we replace $\sin(\omega x)$ by $e^{j\omega x}$ and consider

$$(4.25) \quad L_n(D)y = B_0 e^{j\omega x}$$

We now assume a solution of the form

$$(4.26) \quad y = Ae^{j\omega x}$$

We note that if we operate on $Ae^{j\omega x}$ with D , we have the result

$$(4.27) \quad DAe^{j\omega x} = A(j\omega)e^{j\omega x}$$

and

$$(4.28) \quad D^2 Ae^{j\omega x} = A(j\omega)^2 e^{j\omega x}$$

We therefore note that the result of these operations merely replaces D by $(j\omega)$; accordingly we have

$$(4.29) \quad L_n(D)Ae^{j\omega x} = L_n(j\omega)Ae^{j\omega x}$$

Hence on substituting (4.26) into (4.25) we have

$$(4.30) \quad L_n(j\omega)Ae^{j\omega x} = B_0 e^{j\omega x}$$

and hence

$$(4.31) \quad A = \frac{B_0}{L_n(j\omega)}$$

provided $L_n(j\omega) \neq 0$.

Now $L_n(j\omega)$ is in general a complex number and may be written in the form

$$(4.32) \quad L_n(j\omega) = Re^{i\phi}$$

where

$$(4.33) \quad R = |L_n(j\omega)|$$

$$(4.34) \quad \phi = \tan^{-1} \frac{\text{Im } L_n(j\omega)}{\text{Re } L_n(j\omega)}$$

where Im denotes the "imaginary part of." Hence A may be written in the form

$$(4.35) \quad A = \frac{B_0}{R} e^{-i\phi}$$

Substituting this into (4.26), we have

$$(4.36) \quad y = \frac{B_0}{R} e^{i(\omega x - \phi)}$$

The solution of (4.24) is obtained by taking the imaginary part of (4.36) to correspond to $B_0 \sin(\omega x)$. Hence

$$(4.37) \quad y_2 = \frac{B_0}{R} \sin(\omega x - \phi)$$

is the required particular integral.

If we had taken the real part, we would obtain the solution of the equation

$$(4.38) \quad L_n(D)y = B_0 \cos(\omega x)$$

This method is of extreme importance in the field of electrical engineering and mechanical oscillations and forms the basis of the use of complex numbers in the field of alternating currents. These matters will be discussed more fully in Chaps. VII and VIII.

5. The Simple Direct Laplace Transform or Operational Method of Solving Linear Differential Equations with Constant Coefficients. The method for solving differential equations mentioned in the heading of this section is essentially the same as that known under the name of Heaviside's operational calculus. The modern approach to this method is based on the Laplacian transformation. This method

provides a most convenient means for solving the differential equations of electrical networks and mechanical oscillations.

The chief advantage of this method is that it is very direct and does away with tedious evaluations of arbitrary constants. The procedure in a sense reduces the solution of a differential equation to a matter of looking up a particular transformation in a table of transforms. In a sense, this procedure is much like consulting a table of integrals in the process of performing integrations.

Only a brief account of the theory of the Laplacian transformation will be given in this section. A fuller account will be found in Chap. XXI.

Consider the functional relation between a function $g(p)$ and another function $h(t)$ expressed in the form

$$(5.1) \quad g(p) = p \int_0^{\infty} e^{-pt} h(t) dt \quad \text{Re } p > 0$$

where p is a complex number whose real part is greater than zero and $h(t)$ is such a function that the infinite integral of (5.1) converges and satisfies the condition that

$$(5.2) \quad h(t) = 0 \quad \text{for } t < 0$$

In most of the modern literature on operational or Laplacian transform methods, the functional relation expressed between $g(p)$ and $h(t)$ is written in the following form:

$$(5.3) \quad g(p) = Lh(t)$$

The L denotes the "Laplacian transform of" and greatly shortens the writing. The relation between $h(t)$ and $g(p)$ is also written in the form

$$(5.4) \quad h(t) = L^{-1}g(p)$$

In this case we speak of $h(t)$ as being the inverse Laplacian transform of $h(t)$.

The Transforms of Derivatives. Let us suppose that we have the functional relation

$$(5.5) \quad y(p) = p \int_0^{\infty} e^{-pt} x(t) dt$$

or, symbolically,

$$(5.6) \quad y(p) = Lx(t)$$

Let us now determine $L(dx/dt)$ in terms of $y(p)$. To do this, we have

$$(5.7) \quad L\left(\frac{dx}{dt}\right) = p \int_0^{\infty} e^{-pt} \left(\frac{dx}{dt}\right) dt$$

But integrating by parts, we obtain

$$(5.8) \quad p \int_0^\infty e^{-pt} \left(\frac{dx}{dt} \right) dt = p e^{-pt} x \Big|_0^\infty + p^2 \int_0^\infty e^{-pt} x dt$$

Now if we assume that

$$(5.9) \quad \lim_{t \rightarrow \infty} (e^{-pt} x) = 0$$

and that the $\int_0^\infty e^{-pt} x dt$ exists when p is greater than some fixed positive number, then (5.8) becomes

$$(5.10) \quad L \left(\frac{dx}{dt} \right) = -px_0 + py$$

where

$$(5.11) \quad x_0 = x(0)$$

Equation (5.10) gives the value of the Laplace transform of dx/dt in terms of the transform of x and the value of x at $t = 0$.

In order to compute the Laplacian transform of d^2x/dt^2 , let

$$(5.12) \quad u = \frac{dx}{dt}$$

Then in view of (5.10) we have

$$(5.13) \quad \begin{aligned} L \left(\frac{d^2x}{dt^2} \right) &= L \left(\frac{du}{dt} \right) = -pu_0 + pL \left(\frac{dx}{dt} \right) \\ &= -px_1 - p^2x_0 + p^2y \end{aligned}$$

where x_1 is the value of dx/dt at $t = 0$.

Repeating the process, we obtain

$$(5.14) \quad L \frac{d^3x}{dt^3} = p^3y - p^3x_0 - p^2x_1 - px_2$$

$$(5.15) \quad L \frac{d^4x}{dt^4} = p^4y - p^4x_0 - p^3x_1 - p^2x_2 - px_3$$

and

$$(5.16) \quad L \frac{d^s x}{dt^s} = p^s y - (p^s x_0 + p^{s-1} x_1 + p^{s-2} x_2 + \cdots + p x_{s-1})$$

where

$$(5.17) \quad x_s = \left(\frac{d^s x}{dt^s} \right) \quad \text{evaluated at } x = 0$$

The above formulas for the transforms of derivatives are of great importance in the solution of linear differential equations with constant coefficients.

To illustrate the general theory, let it be required to solve the simple differential equation

$$(5.18) \quad \frac{dx}{dt} + ax = 0$$

subject to the initial condition that

$$(5.19) \quad x = x_0 \quad \text{at } t = 0$$

To solve this by the Laplace transform method, we let

$$(5.20) \quad y = Lx$$

and use (5.10); then in terms of y , the equation becomes

$$(5.21) \quad py - px_0 + ay = 0$$

or

$$(5.22) \quad y = \frac{px_0}{(p+a)} = L(x)$$

The solution of one equation could be written symbolically in the form

$$(5.23) \quad x = L^{-1} \frac{px_0}{(p+a)}$$

Consulting the table of transforms, we find that transform 7 gives

$$(5.24) \quad L^{-1} \frac{p}{(p+a)} = e^{-at}$$

Accordingly, we have

$$(5.25) \quad x = x_0 e^{-at}$$

as the solution of the differential equation (5.19) subject to the given initial conditions.

As another example, let us solve the equation

$$(5.26) \quad \frac{d^2x}{dt^2} + \omega^2 x = \cos \omega t \quad t > 0$$

subject to the initial conditions that

$$(5.27) \quad \left. \begin{array}{l} x = x_0 \\ \frac{dx}{dt} = x_1 \end{array} \right\} \quad \text{at } t = 0$$

As before, we let $y = Lx$ and replace every member of (5.20) by its transform. Consulting the table of transforms, we find from

If $F(t)$ is zero, a constant, e^{st} , $\cos \omega t$, $\sin \omega t$, t^s , where s is a positive interger, $e^{st} \sin \omega t$, $e^{st} \cos \omega t$, $t^s e^{st}$, $t^s \cos \omega t$, $t^s \sin \omega t$, then $\phi_1(p)$ is a polynomial in p . The procedure is to decompose the expressions $\phi_1(p)/L_n(p)$ and $\phi_2(p)/L_n(p)$ into partial fractions and examine the table of transforms and obtain the appropriate inverse transforms.

6. The Direct Computation of Transforms. A brief discussion of the manner in which the transforms given in the table are obtained will be given in this section. A more complete discussion using the theory of contour integration will be given in Chap. XXI.

By the fundamental definition, the notation

$$(6.1) \quad g(p) = Lh(t)$$

signifies that $g(p)$ and $h(t)$ are related in the following manner:

$$(6.2) \quad g(p) = p \int_0^{\infty} e^{-pt} h(t) dt$$

where the integral exists when p is greater than some fixed positive number. If we are given a definite function $h(t)$ and can perform the integration, we immediately obtain the Laplace transform of $h(t)$.

Transforms of the "Unit Function." As a simple example of the computation of a direct transform, consider the function

$$(6.3) \quad h(t) = \begin{cases} 1 & t > 0 \\ 0 & t < 0 \end{cases}$$

Let us denote this function by the symbol $1(t)$. We then have

$$(6.4) \quad L1(t) = p \int_0^{\infty} e^{-pt} dt = p \left(\frac{-e^{-pt}}{p} \right) \Big|_0^{\infty} = 1$$

We thus see that the transform of the unit function is unity. This is the transform pair No. 1 of the table of transforms.

As another example, let us consider the transform of the function e^{-at} . In this case, we have

$$(6.5) \quad Le^{-at} = p \int_0^{\infty} e^{-pt} e^{-at} dt = \frac{p}{(p+a)}$$

This gives us transform pair No. 7.

If in (6.5) we let

$$(6.6) \quad a = j\omega \quad \text{where } j = \sqrt{-1}$$

we obtain

$$(6.7) \quad \begin{aligned} L(e^{-j\omega t}) &= L(\cos \omega t - j \sin \omega t) = \frac{p}{(p + j\omega)} \\ &= \frac{p^2 - pj\omega}{(p^2 + \omega^2)} \end{aligned}$$

if we now equate real coefficients, we obtain

$$(6.8) \quad L(\cos \omega t) = \frac{p^2}{(p^2 + \omega^2)}$$

Equating imaginary coefficients, we have

$$(6.9) \quad L(\sin \omega t) = \frac{p\omega}{(p^2 + \omega^2)}$$

These are transform pairs 10 and 11. In the same manner, other transform pairs are computed.

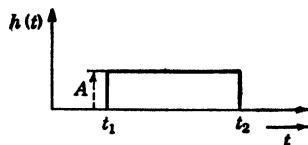


FIG. 6.1.

Impulse Functions. Consider the transform of the function given by Fig. 6.1.

In this case we have

$$(6.10) \quad Lh(t) = Ap \int_{t_1}^{t_2} e^{-pt} dt = (e^{-pt_1} - e^{-pt_2})A$$

If $t_1 = 0$, this becomes

$$(6.11) \quad Lh(t) = (1 - e^{-pt_2})A$$

Now let t_2 tend to zero in such a manner that

$$(6.12) \quad \lim_{\substack{t_2 \rightarrow 0 \\ A \rightarrow \infty}} At_2 = 1$$

That is, we shrink the rectangle represented by $h(t)$ in such a manner that its area tends to unity as its height tends to infinity. Now

$$(6.13) \quad \lim_{\substack{t_2 \rightarrow 0 \\ A \rightarrow \infty}} (1 - e^{-pt_2})A = \lim_{\substack{t_2 \rightarrow 0 \\ A \rightarrow \infty}} (1 - 1 + pt_2 + \dots)A \\ = p = Lh(t)$$

We thus see that p is the transform of a function that is zero everywhere except at $t = 0$, where it is infinite; we denote this function by $\delta(t)$ and we have

$$(6.14) \quad L\delta(t) = p$$

where

$$(6.15) \quad \delta(t) = \begin{cases} 0 & \text{if } t \neq 0 \\ \infty & \text{if } t = 0 \end{cases}$$

and

$$(6.16) \quad \int_{-\infty}^{+\infty} \delta(t) dt = 1$$

This is the transform pair given by No. 2 of the table. A more thorough account of these Laplacian transforms will be given in Chap. XXI.

7. Systems of Linear Differential Equations with Constant Coefficients. In the study of dynamical systems, whether electrical or mechanical, the analysis usually leads to the solution of a system of linear differential equations with constant coefficients. The Laplace transform method is well adjusted to solve systems of equations of this type. The method will be made clear by an example. Consider the system of linear differential equations with constant coefficients given by

$$(7.1) \quad \begin{cases} 3 \frac{dx_1}{dt} + 2x_1 + \frac{dx_2}{dt} = 1 & t > 0 \\ \frac{dx_1}{dt} + 4 \frac{dx_2}{dt} + 3x_2 = 0 \end{cases}$$

Let us solve these equations subject to the initial conditions

$$(7.2) \quad \left. \begin{array}{l} x_1 = 0 \\ x_2 = 0 \end{array} \right\} \quad \text{at } t = 0$$

To solve these equations by the Laplacian transform method, let

$$(7.3) \quad \begin{cases} Lx_1 = y_1 \\ Lx_2 = y_2 \end{cases}$$

Then in view of (5.10) and the fact that the Laplace transform of unity is one, the equations transform to

$$(7.4) \quad \begin{cases} (3p + 2)y_1 + py_2 = 1 \\ py_1 + (4p + 3)y_2 = 0 \end{cases}$$

Solving these two simultaneous equations for y_1 , we obtain

$$(7.5) \quad y_1 = \frac{(4p + 3)}{(p + 1)(11p + 6)} = Lx_1$$

Using the transform pair No. 36 of the table, we obtain

$$(7.6) \quad x_1 = \frac{1}{3} - \frac{1}{3}e^{-t} - \frac{3}{11}e^{-\frac{6t}{11}}$$

Solving for y_2 , we have

$$(7.7) \quad y_2 = \frac{p}{(11p + 6)(p + 1)} = Lx_2$$

By the use of the transform pair No. 14, we obtain

$$(7.8) \quad x_2 = \frac{1}{3}(e^{-t} - e^{-\frac{6t}{11}})$$

This example illustrates the general procedure. In Chaps. VII and VIII the systems of differential equations arising in the study of

electrical networks and mechanical oscillations are considered in detail.

PROBLEMS

Solve the equations

1. $\frac{dy}{dx} + y = x.$

2. $\frac{dy}{dx} - \frac{2y}{(x+1)} = (x+1)t.$

3. $x \frac{dy}{dx} - 2y = 2x.$

4. $\frac{dy}{dx} + y = x^2 + 2.$

5. Show that the equation $\frac{dy}{dx} + Py = Qy^n$ is reduced to a linear equation by the substitution $v = y^{1-n}$.

6. Solve $x \frac{dy}{dx} - 2y = 4x^3 \sqrt{y}.$

7. Solve the equation $\frac{d^4y}{dx^4} + ky = 0$ subject to the initial conditions that $y = y_0$ at $x = 0$ and that the first three derivatives of y are zero at $x = 0$.

8. Find the general solution of $(D - a)^ny = \sin bx$, where $D = \frac{d}{dx}$, n is a positive integer, and a and b are real and unequal.

Find the solution of the following equations which satisfy the given conditions:

9. $\frac{d^2x}{dt^2} + 3 \frac{dx}{dt} + 2x = 0 \quad \left. \begin{array}{l} x = 0 \\ \frac{dx}{dt} = 1 \end{array} \right\} \text{at } t = 0$

10. $\frac{d^2x}{dt^2} + n^2x = 0 \quad \left. \begin{array}{l} x = a \\ \frac{dx}{dt} = 0 \end{array} \right\} t = 0$

11. $\frac{d^2x}{dt^2} + 9x = t + \frac{1}{2} \quad \left. \begin{array}{l} x = \frac{1}{9} \\ \frac{dx}{dt} = \frac{1}{9} \end{array} \right\} t = 0$

12. $\frac{d^2x}{dt^2} + 9x = 5 \cos 2t \quad \left. \begin{array}{l} x = 1 \\ \frac{dx}{dt} = 3 \end{array} \right\} t = 0.$

13. $\frac{d^2x}{dt^2} + 4 \frac{dx}{dt} + 4x = 4e^{2t} \quad \left. \begin{array}{l} x = 0 \\ \frac{dx}{dt} = 0 \end{array} \right\} t = 0$

14. Solve $\frac{d^2x}{dt^2} + \frac{d^2x}{dt^2} = 6t^3 + 4.$

15. Find the general solution of the equation $(D^{2n+1} - 1)y = 0$ where n is a positive integer.

16. Solve $\frac{d^2x}{dt^2} + 4x = \sin 2x$ subject to the conditions $\left. \begin{array}{l} x = x_0 \\ \frac{dx}{dt} = v_0 \end{array} \right\} t = 0$

17. Solve $\frac{d^2x}{dt^2} + b^2x = k \cos bt$, if $\left. \begin{array}{l} x = 0 \\ \frac{dx}{dt} = 0 \end{array} \right\} t = 0$

References

1. INCE, E. L.: "Ordinary Differential Equations," Longmans, Green and Company, New York, 1927.
2. FORD, L. R.: "Differential Equations," McGraw-Hill Book Company, Inc., New York, 1933.
3. PIAGGIO, H. T. H.: "An Elementary Treatise on Differential Equations and Their Applications," George Bell & Sons, Ltd., London, 1929.
4. FORSYTHE, A. R.: "A Treatise on Differential Equations," Macmillan & Company, Ltd., London, 1929.
5. COHEN, A.: "An Elementary Treatise on Differential Equations," 2d ed., D. C. Heath and Company, Boston, 1933.
6. JEFFREYS, H.: "Operational Methods in Mathematical Physics," Cambridge University Press, London, 1927.
7. PIPES, L. A.: The Operational Calculus, *Journal of Applied Physics*, vol. 10, 1939.
8. McLACHLAN, N. W.: "Complex Variable and Operational Calculus with Technical Applications," Cambridge University Press, London, 1939.
9. CARSLAW, H. S., and J. C. JAEGER: "Operational Methods in Applied Mathematics," Oxford University Press, New York, 1941.

LAPLACIAN TRANSFORMS OF USE IN THE SOLUTION OF DIFFERENTIAL EQUATIONS

Introduction. The modern theory of the operational calculus, a mathematical technique that has proved to be such a powerful mathematical tool in the solution of the differential equations of applied mathematics, is based on the Laplacian transformation. This transformation is usually written in the form

$$(1) \quad g(p) = p \int_0^{\infty} e^{-pt} h(t) dt \quad \text{Re } p > 0$$

In the usual applications of the theory, $h(t)$ is a function for which the definite integral (1) exists and satisfies the condition

$$(2) \quad h(t) = 0 \quad \text{for } t < 0$$

A rigorous discussion of the restrictions that must be imposed on a function $h(t)$ in order that it may have a Laplacian transformation will be found in the following books:

- a. McLACHLAN, N. W.: "Complex Variable and Operational Calculus," Cambridge University Press, London, 1939.
- b. GARDNER, M. F. and J. L. BARNES: "Transients in Linear Systems," John Wiley & Sons, Inc., New York, 1942.

It may be said, however, that the functions encountered in the various physical problems where the transform method is applicable satisfy the required conditions. A concise survey of the various applications of the Laplace transform or operational method will be found in the following paper:

- c. PIPES, L. A.: The Operational Calculus, *Journal Applied Physics*, vol. 10, Nos. 3-5, 1939.

The utility of the method in the solution of differential equations with constant coefficients, whether ordinary or partial, follows from the fact that by the introduction of a Laplacian transformation an ordinary differential equation becomes an algebraic equation of the transform, while the number of independent variables is reduced in the case of partial differential equations.

Notation. In most of the modern literature on operational or Laplacian transform methods, the functional relation expressed between $g(p)$ and $h(t)$ is written in the following form:

$$(3) \quad g(p) = Lh(t)$$

The L denotes the Laplacian transform and greatly shortens the writing. The relation between $h(t)$ and $g(p)$ is also written in the form

$$(4) \quad h(t) = L^{-1}g(p)$$

in such a case we say that $h(t)$ is the inverse Laplacian transform of $h(t)$.

Some writers, notably van der Pol, express the relation (1) in the form

$$(5) \quad h(t) \doteq g(p)$$

However, notation (3) and (4) is becoming more standard.

Basic Theorems. The utility of the Laplacian transformation is based on some important relations which follow as a consequence of the fundamental equation (1). The most important of these theorems will be listed here for reference. They are established in the references (a), (b), and (c) above.

If $Lh(t) = g(p)$, then

$$I. Lh(st) = g(p/s)$$

where s is a constant $s > 0$

$$II. L \frac{dh}{dt} = pg(p) - ph(0)$$

where $h(0)$ is the value of $h(t)$ at $t = 0$

$$III. L \frac{d^2h}{dt^2} = p^2g - ph'(0) - p^2h(0)$$

where $h'(0)$ is dh/dt evaluated at $t = 0$

$$IV. \frac{L d^n h}{dt^n} = p^n g(p) - \sum_{k=0}^{n-1} h^{(k)}(0) p^{(n-k)}$$

where $h^{(k)}(0)$ denotes the value of the k th derivative of $h(t)$ evaluated at $t = 0$.

$$V. L \int_{-\infty}^t h(t) dt = \frac{g(p)}{p} + \int_{-\infty}^0 h(t) dt$$

$$VI. Le^{-at}h(t) = \frac{pg(p+a)}{(p+a)}$$

$$VII. L^{-1}e^{-ap}g(p) = \begin{cases} 0 & t < a \\ h(t-a) & t > a \end{cases} \quad a \text{ is a positive constant}$$

$$VIII. L^{-1}e^{ap}g(p) = h(t+a) \quad \text{if } h(t) = 0 \quad 0 < t < a$$

$$IX. \lim_{|p| \rightarrow 0} g(p) = \lim_{t \rightarrow \infty} h(t) \text{ an ordinary equality}$$

$$X. \lim_{|p| \rightarrow \infty} g(p) = \lim_{t \rightarrow 0} h(t) \text{ an ordinary equality}$$

$$XI. \text{ If } L^{-1}g_1(p) = h_1(t) \text{ and } L^{-1}g_2(p) = h_2(t)$$

then

$$L^{-1}g_1(p)g_2 \frac{(p)}{p} = \int_0^t h_1(u)h_2(t-u) du$$

$$\int_0^t h_2(u)h_1(t-u) du$$

Many more theorems may be established. The above set of theorems is of great utility in the solution of differential equations by the Laplacian transformation. The method will be illustrated by some worked examples appended at the end of this table.

TABLE OF LAPLACE TRANSFORMS

$$g(p) = p \int_0^{\infty} e^{-pt} h(t) dt$$

No.	$g(p)$	$h(t)$
1	1	1(t) Heaviside unit function 1(t) = 1 $t > 0$, 1(t) = 0 $t < 0$
2	p	$\delta(t)$ Dirac impulse function $\delta(t) = \infty$ $t = 0$, $\delta(t) = 0$ $t \neq 0$
3	$1/p^n$ n a positive integer	$t^n/n!$
4	p^n except for n a positive integer	$(t^{-n}/\Gamma(1-n))$ $\Gamma(1-n)$ is the Gamma function
5	$p^{1/2}$	$1/\sqrt{\pi t}$
6	$p^{-3/2}$	$2\sqrt{t}/\sqrt{\pi}$
7	$p/(p+a)$	e^{-at} valid for a complex
8	$1/(p+a)$	$(1 - e^{-at})/a$
9	$1/p(p+a)$	$t/a - 1/a^2 + e^{-at}/a^2$
10	$p^2/(p^2+a^2)$	$\cos(at)$
11	$ap/(p^2+a^2)$	$\sin(at)$
12	$p^2/(p^2-a^2)$	$\cosh(at)$
13	$ap/(p^2-a^2)$	$\sinh(at)$
14	$p/(p+a)(p+b)$	$(e^{-bt} - e^{-at})/(a-b)$
15	$\frac{p^2}{(p+a)(p+b)}$	$\frac{(ae^{-at} - be^{-bt})}{(a-b)}$
16	$\frac{p(p+b)}{(p+b)^2+a^2}$	$e^{-bt} \cos at$ $a^2 > 0$
17	$\frac{pa}{(p+b)^2+a^2}$	$e^{-bt} \sin(at)$ $a^2 > 0$
18	$\frac{p}{(p+a)^2}$	te^{-at}

TABLE OF LAPLACE TRANSFORMS.—(Continued)

No.	$g(p)$	$h(t)$
19	$\frac{p}{(p+a)^n}$	$\frac{t^{n-1}e^{-at}}{(n-1)!}$ n a positive integer
20	$\frac{p^2}{(p+a)^2}$	$e^{-at}(1-at)$
21	$\frac{p^2}{(p^2+a^2)^2}$	$\left(\frac{t}{2a}\right) \sin(at)$
22	$\frac{pa^2}{(p^2+a^2)^2}$	$\frac{1}{2a} (\sin at - at \cos at)$
23	$\frac{p}{(p^3+a^3)}$	$\frac{1}{3a^2} \left[e^{-at} + e^{at/2} \left(\cos \frac{1}{2} \sqrt{3} at - \sqrt{3} \sin \frac{1}{2} \sqrt{3} at \right) \right]$
24	$\frac{p^2}{(p^3+a^3)}$	$\frac{1}{3a} \left[e^{-at} + e^{at/2} \left(\cos \frac{1}{2} \sqrt{3} at + \sqrt{3} \sin \frac{1}{2} \sqrt{3} at \right) \right]$
25	$\frac{p^3}{(p^3+a^3)}$	$\frac{1}{3} \left(e^{-at} - 2e^{at/2} \cos \frac{1}{2} \sqrt{3} at \right)$
26	$\frac{p}{(p^4+4a^4)}$	$\frac{1}{4a^3} (\sin at \cosh at - \cos at \sinh at)$
27	$\frac{p^2}{(p^4+4a^4)}$	$\frac{1}{2a^2} \sin at \sinh at$
28	$\frac{p^3}{(p^4+4a^4)}$	$\frac{1}{2a} (\sin at \cosh at + \cos at \sinh at)$
29	$\frac{p^4}{(p^4+4a^4)}$	$\cos at \cosh at$
30	$\frac{p}{(p^4-a^4)}$	$\frac{1}{2a^3} (\sinh at - \sin at)$
31	$\frac{p^2}{(p^4-a^4)}$	$\frac{1}{2a^2} (\cosh at - \cos at)$

TABLE OF LAPLACE TRANSFORMS.—(Continued)

No.	$g(p)$	$h(t)$
32	$\frac{p^3}{(p^4 - a^4)}$	$\frac{1}{2a} (\sinh at + \sin at)$
33	$\frac{p^4}{(p^4 - a^4)}$	$\frac{1}{2}(\cosh at + \cos at)$
34	$\frac{p^2 + a_0p}{(p + a)(p + b)}$	$\frac{(a_0 - a)e^{-at} - (a_0 - b)e^{-bt}}{(b - a)}$
35	$\frac{p}{p(p + a)(p + b)}$	$\frac{1}{ab} + \frac{be^{-at} - ae^{-bt}}{ab(a - b)}$
36	$\frac{p^2 + cp}{p(p + a)(p + b)}$	$\frac{c}{ab} + \frac{(c - a)}{a(a - b)} e^{-at} + \frac{(c - b)}{b(b - a)} e^{-bt}$
37	$\frac{(p^3 + c_1p^2 + c_0p)}{p(p + a)(p + b)}$	$\frac{c_0}{ab} + \frac{(a^2 - c_1a + c_0)e^{-at}}{a(a - b)} - \frac{(b^2 - c_1b + c_0)e^{-bt}}{b(a - b)}$
38	$\frac{p}{(p + a)(p + b)(p + c)}$	$\frac{e^{-at}}{(b - a)(c - a)} + \frac{e^{-bt}}{(a - b)(c - b)} + \frac{e^{-ct}}{(a - c)(b - c)}$
39	$\frac{p^2 + c_0p}{(p^2 + b^2)}$	$\frac{1}{b} (c_0 + b^2)^{\frac{1}{2}} \sin (bt + \theta)$ $\theta = \tan^{-1} \frac{b}{c_0}$
40	$\frac{1}{(p^2 + b^2)}$	$\frac{1}{b^2} (1 - \cos bt)$
41	$\frac{p^2 + c_0p}{p(p^2 + b^2)}$	$\frac{c_0}{b^2} - \frac{(c_0^2 + b^2)^{\frac{1}{2}}}{b^2} \cos (bt + \theta)$ $\theta = \tan^{-1} \frac{b}{c_0}$
42	$\frac{(p^3 + c_1p^2 + c_0p)}{p(p^2 + b^2)}$	$\frac{c_0}{b^2} - \frac{[(c_0 - b^2)^2 + c_1^2b^2]^{\frac{1}{2}}}{b^2} \cos (bt + \theta)$ $\theta = \tan^{-1} \frac{c_1b}{(c_0 - b^2)}$

NOTE: Let $N(a) = \frac{1}{(p - a)}$, $N(b) = \frac{1}{(p - b)}$

Then if $a \neq b$, $N(a)N(b) = \frac{1}{(a - b)}N(a) + \frac{1}{(b - a)}N(b)$

This enables transforms of the type $\frac{p^3}{(p + a)(p + b)(p + c)(p - d)}$, etc., to be decomposed into simpler ones.

TABLE OF LAPLACE TRANSFORMS.—(Continued)

No.	$g(p)$	$h(t)$
43	$\frac{p^2}{(p^2 + b^2)(p^2 + a^2)}$	$\frac{(\cos bt - \cos at)}{(a^2 - b^2)}$
44	$\frac{p^2}{[p^2 + (b + a)^2][p^2 + (b - a)^2]}$	$\frac{1}{2ab} (\sin at) \sin (bt)$
45	$\frac{1}{[(p + a)^2 + b^2]}$	$\frac{1}{b_0^2} + \frac{1}{b_0 b} e^{-at} \sin (bt - \theta)$ $\theta = \tan^{-1} \left(\frac{b}{-a} \right)$ $b_0^2 = a^2 + b^2$
46	$\frac{p}{(p + c)[(p + a)^2 + b^2]}$	$\frac{e^{-ct}}{(c - a)^2 + b^2} + \frac{e^{-at} \sin (bt - \theta)}{b[(c - a)^2 + b^2]^{\frac{1}{2}}}$ $\theta = \tan^{-1} \frac{b}{(c - a)}$
47	$\frac{1}{p(p^2 + b^2)}$	$\frac{1}{b^2} t - \frac{1}{b^3} \sin bt$
48	$\frac{1}{p(p^2 - b^2)}$	$\frac{1}{b^3} \sin (bt) - \frac{1}{b^2} t$
49	$\frac{p^2}{(p^2 + 2ap + \omega_0^2)}$	$\frac{-\omega_0}{\omega} e^{-at} \sin (\omega t - \phi)$ if $\omega_0^2 > a^2$ where $\omega^2 = \omega_0^2 - a^2$, $\tan \phi = \frac{\omega}{a}$
		$e^{-at}(1 - at)$ if $a^2 = \omega_0^2$
		$\frac{1}{(n - m)} (ne^{-nt} - me^{-mt})$ if $a^2 > \omega_0^2$ where $(-m)(-n)$ are the roots of $p^2 + 2ap + \omega_0^2 = 0$
50	$\frac{p}{(p^2 + 2ap + \omega_0^2)}$	$\frac{e^{-at}}{\omega} \sin \omega t$ if $\omega_0^2 > a^2$ $\omega^2 = \omega_0^2 - a^2$
		$\frac{1}{(n - m)} (e^{-mt} - e^{-nt})$ $a^2 > \omega_0^2$ m and n defined above
		te^{-at} if $a^2 = \omega_0^2$

TABLE OF LAPLACE TRANSFORMS.—(Continued)

No.	$g(p)$	$h(t)$
51	$\frac{1}{(p^2 + 2ap + \omega_0^2)}$	$\frac{1}{\omega_0^2} \left[1 - \frac{\omega_0}{\omega} e^{-at} \sin(\omega t + \phi) \right]$ $\omega_0^2 > a^2$ $\omega^2 = \omega_0^2 - a^2, \tan \phi = \frac{\omega}{a}$
		$\frac{1}{\omega_0^2} \left[1 - \frac{\omega_0^2}{(n-m)} \left(\frac{e^{-mt}}{m} - \frac{e^{-nt}}{n} \right) \right]$ $a^2 > \omega_0^2$ $m, n, \text{ defined in No. 49}$
		$\frac{1}{\omega_0^2} [1 - e^{-at}(1 + at)]$ $a^2 = \omega_0^2$
52	$N(p)$ where $N(p)$ and $D(p)$ are polynomials in p , and the degree of the polynomial $D(p)$ is at least as high as the degree of the polynomial $N(p)$, and $D(p) = 0$ has n distinct roots $p_1 \cdots p_n$ and $p = 0$ is not a root of $D(p) = 0$	<p>Heaviside Expansion Formula</p> $\frac{N(0)}{D(0)} + \sum_{r=1}^{r=n} \frac{N(p_r)e^{p_r t}}{p_r D^1(p_r)}$ <p>where $D^1(p_r) = \frac{dD}{dp} \quad p = p_r$</p> <p>NOTE: This formula enables one to evaluate inverse transforms not found in this table</p>
53	$\frac{(p^2 + 2\omega^2)}{(p^2 + 4\omega^2)}$	$\cos^2(\omega t)$
54	$p \tan^{-1} \left(\frac{a}{p} \right)$	$\frac{\sin(at)}{t}$
55	$p \log \left(\frac{p+b}{p+a} \right)$	$\frac{(e^{-at} - e^{-bt})}{t}$

Notes on Partial Fractions: In some cases, it is simpler to decompose the ratio of the two polynomials in p into partial fractions and then to use transforms found in this table. In doing this, the following identities are helpful:

(a) $\frac{1}{(a + bp^2)(a_1 + b_1p^2)} = \frac{1}{(a_1b - ab_1)} \left[\frac{b}{(a + bp^2)} - \frac{b_1}{(a_1 + b_1p^2)} \right]$

(b) $\frac{(m + np)}{(k + sp)(a + bp + cp^2)} = \frac{1}{as^2 + ck^2 - bks} \left[\frac{s(ms - nk)}{(k + sp)} + \frac{(c)(nk - ms)p + (asn + ckm - bsm)}{(a + bp + cp^2)} \right]$

(c) $\frac{(s + mp^2)}{(a + bp^2)(a_1 + b_1p^2)} = \frac{1}{(a_1b - ab_1)} \left[\frac{(bs - am)}{(a + bp^2)} + \frac{(a_1m - b_1s)}{(a_1 + b_1p^2)} \right]$

(d) $\frac{1}{(p+a)(p+b)(p+c)} = \frac{A}{(p+a)} + \frac{B}{(p+b)} + \frac{C}{(p+c)}$

where

$$A = \frac{1}{(a-b)(a-c)}, \quad B = \frac{1}{(b-a)(b-c)}, \quad C = \frac{1}{(c-a)(c-b)}$$

TABLE OF LAPLACE TRANSFORMS.—(Continued)

No.	$g(p)$	$h(t)$
56	$\frac{p}{\sqrt{p^2 + a^2}}$	$J_0(at)$ Bessel function of the first kind, zeroth order
57	$\frac{p}{\sqrt{p^2 + a^2} (\sqrt{p^2 + a^2} - p)^{-n}}$	$\frac{1}{a^n} J_n(at)$ for $n = 0, 1, 2, 3, \dots$ Bessel function of first kind, n th order
58	$\frac{1}{\sqrt{p^2 + a^2} (\sqrt{p^2 + a^2} - p)^{-n}}$	$\frac{1}{a^n} \int_0^t J_n(at) dt$ for $n = 0, 1, 2, 3, \dots$
59	$\frac{p}{\sqrt{p^2 + a^2} + p}$	$\frac{1}{a} \frac{J_1(at)}{t}$
60	$\frac{p}{(\sqrt{p^2 + a^2} + p)^n}$	$\frac{n}{a^n} \frac{J_n(at)}{t}$ $n = 1, 2, 3, \dots$
61	$\frac{1}{(\sqrt{p^2 + a^2} + p)^n}$	$\frac{n}{a^n} \int_0^t \frac{J_n(at)}{t} dt$ $n = 1, 2, 3, \dots$
62	$e^{-a/p}$	$J_0(2\sqrt{at})$
63	$\cos\left(\frac{1}{p}\right)$	Ber $(2\sqrt{t})$ Ber is the Bessel real function of Lord Kelvin
64	$\sin\left(\frac{1}{p}\right)$	Bei $(2\sqrt{t})$
65	$p^{-n} e^{-1/p}$	$t^{n/2} J_n(2\sqrt{t})$ Re $n > -1$
66	$p e^{-a\sqrt{p}} \quad a > 0$	$\frac{a}{2\sqrt{\pi t^3}} e^{-a^2/4t}$
67	$p^{\frac{1}{2}} e^{-a\sqrt{p}} \quad a > 0$	$\frac{1}{\sqrt{\pi t}} e^{-a^2/4t}$
68	$e^{-a\sqrt{p}} \quad a > 0$	$1 - \operatorname{erf}\left(\frac{a}{2\sqrt{t}}\right)$ where erf (y) is the error function defined by erf $(y) = \frac{2}{\sqrt{\pi}} \int_0^y e^{-u^2} du$

TABLE OF LAPLACE TRANSFORMS.—(Continued)

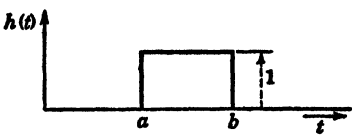
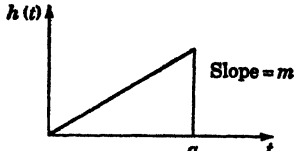
No.	$g(p)$	$h(t)$
69	$\frac{pe^{-a\sqrt{p}}}{p + b\sqrt{p}} \quad a > 0$	$e^{b^2t+ab} \left[1 - \operatorname{erf} \left(b\sqrt{t} + \frac{a}{2\sqrt{t}} \right) \right]$
70	$pK_0(a\sqrt{p})$ where $K_0(y)$ is the modified Bessel function of the second kind of order zero $a > 0$	$\frac{1}{2t} e^{-a^2/4t}$
71	$pK_0(ap)$	$\begin{cases} 0 & 0 < t < a \\ \sqrt{t^2 - a^2} & t > a \end{cases}$
72	$\frac{p}{\sqrt{p^2 - 1}}$	$I_0(t)$ the modified Bessel function of the first kind and zeroth order
73	$\frac{p(p - \sqrt{p^2 - 1})^n}{\sqrt{p^2 - 1}}$	$I_n(t)$ the modified Bessel function of the first kind and n th order
74	$\frac{pe^{-a\sqrt{p^2+b^2}}}{\sqrt{p^2+b^2}} \quad a > 0$	$\begin{cases} 0 & \text{when } 0 < t < a \\ J_0(b\sqrt{t^2 - a^2}) & \text{when } t > a \end{cases}$
75	$\frac{pe^{-a\sqrt{p^2-b^2}}}{\sqrt{p^2-b^2}} \quad a > 0$	$\begin{cases} 0 & \text{when } 0 < t < a \\ I_0(b\sqrt{t^2 - a^2}) & t > a \end{cases}$
76	$\frac{1}{\sqrt{1+p}}$	$\operatorname{erf}(\sqrt{t})$
77	$\frac{p \exp \left[-\frac{x}{v} \sqrt{(p+s)^2 - \sigma^2} \right]}{\sqrt{(p+s)^2 - \sigma^2}}$	$\begin{cases} 0 & t < x/v \\ e^{-\sigma t} I_0(\sigma \sqrt{t^2 - x^2/v^2}) & t > x/v \end{cases}$
78	$(e^{-ap} - e^{-bp})$	
79	$\frac{m}{p} (1 - e^{-ap}) - ma e^{-ap}$	

TABLE OF LAPLACE TRANSFORMS.—(Continued)

No.	$g(p)$	$h(t)$
80	$\tanh\left(\frac{ap}{2}\right)$	<p>Meander function</p>
81	$\frac{m}{p} - \frac{ma}{2} \left(\coth \frac{ap}{2} - 1 \right)$	<p>Saw-tooth function Slope = m</p>
82	$\frac{1}{2} \left(1 + \coth \frac{ap}{2} \right)$	<p>Stepped function</p>
83	$\frac{1}{\sinh(ap)}$	
84	$\left(\frac{p-a}{p}\right)^n$	$L_n(at) = e^{-at} \frac{d^n}{dt^n} \left(\frac{t^n}{n!} e^{-at} \right)$ <p>= Laguerre polynomial of nth order</p>

More complicated transforms will be found in the following references:

1. CAMPBELL, G. A., and R. M. FOSTER: Fourier Integrals for Practical Applications, *Bell System, Technical Journal*, September, 1931.
2. PIPES, L. A.: The Transient Behaviour of Four-terminal Networks, *Philosophical Magazine*, Ser. 7., vol. 33, p. 174, March, 1942.
3. GARDNER, M. F., and J. L. BARNES: "Transients in Linear Systems," John Wiley & Sons, Inc., New York, 1942.
4. McLACHLAN, N. W.: "Complex Variable and Operational Calculus," Cambridge University Press, London, 1939.

Illustrative Examples. To illustrate the use of these tables in the solution of differential equations, the following examples are appended.

1. Suppose it is required to solve the equation

$$\frac{d^2y}{dt^2} + a^2y = ce^{-bt}$$

subject to the initial conditions

$$\text{at } t = 0 \begin{cases} y = 0 \\ \frac{dy}{dt} = y_1 \end{cases}$$

To solve the equation, we let

$$Ly = Y(p)$$

By the basic Theorem III, we have

$$L \frac{d^2y}{dt^2} = p^2Y - py_1$$

and by No. 7

$$L(ce^{-bt}) = \frac{cp}{(p+b)}$$

The equation to be solved is thus transformed to

$$p^2Y - py_1 + a^2Y = \frac{cp}{(p+b)}$$

Therefore

$$Y(p) = \frac{cp}{(p^2 + a^2)(p + b)} + \frac{py_1}{(p^2 + a^2)}$$

Using Nos. 46 and 11, we have the inverse transform of $Y(p)$

$$y(t) = \frac{c}{(a^2 + b^2)} \left(e^{-bt} - \cos at + \frac{b}{a} \sin at \right) + \frac{y_1}{a} \sin (at)$$

This is the required solution.

2. A constant electromotive force E is applied at $t = 0$ to an electric circuit consisting of an inductance L , resistance R , and capacity c in series. The initial values of the current i and the charge on the condenser q are zero. It is required to find the current.

The current is given by the equation

$$L \frac{di}{dt} + Ri + \frac{q}{c} = E$$

where $\frac{dq}{dt} = i$.

Let $\mathcal{L}i(t) = I(p)$, $\mathcal{L}q(t) = Q(p)$ by III, the equations are transformed to

NOTE: The script \mathcal{L} is used to denote the Laplacian transforms in order not to confuse it with the inductance parameter L .

$$LpI + RI + \frac{Q}{c} = E$$

$$pQ = I$$

Therefore we have

$$LpI + RI + \frac{I}{pc} = E$$

Therefore

$$I = \frac{pE}{L\left(p^2 + \frac{R}{Lp} + \frac{1}{Lc}\right)} = \frac{pE}{L[(p+a)^2 + \omega^2]}$$

where

$$a = \frac{R}{2L} \quad \omega^2 = \frac{1}{Lc} - \frac{R^2}{4L^2}$$

By No. 17, we have

$$i = \frac{E}{\omega L} e^{-at} \sin(\omega t) \quad \text{if } \omega^2 > 0$$

or by No. 18

$$i = \frac{E}{L} te^{-at} \quad \text{if } \omega^2 = 0$$

$$i = \frac{E}{kL} e^{-at} \sinh(kt) \quad \text{if } \omega^2 < 0 \quad k^2 = -\omega^2$$

3. Resonance of a Pendulum. A simple pendulum, originally hanging in equilibrium, is disturbed by a force varying harmonically. It is required to determine the motion.

The differential equation is

$$\ddot{x} + \omega_0^2 x = F_0 \sin nt$$

Let the pendulum start from rest at its position equilibrium. In such a case, we have the initial conditions

$$\text{at } t = 0 \quad \begin{cases} x = 0 \\ \dot{x} = 0 \end{cases}$$

Let $Lx = y$, then by III, $L\dot{x} = p^2y$.

Using No. 12, the differential equation of motion is transformed to

$$(p^2 + \omega_0^2)y = \frac{F_0pn}{(p^2 + n^2)}$$

or

$$y = \frac{F_0pn}{(p^2 + n^2)(p^2 + \omega_0^2)} = \frac{F_0n}{(\omega_0^2 - n^2)} \left[\frac{p}{(p^2 + n^2)} - \frac{p}{(p^2 + \omega_0^2)} \right]$$

By No. 11, we obtain

$$x = \frac{F_0n}{(\omega_0^2 - n^2)} \left[\frac{\sin(nt)}{n} - \frac{\sin(\omega_0 t)}{\omega_0} \right] \quad \text{if } \omega_0^2 \neq n^2$$

if $\omega_0^2 = n^2$

$$y = \frac{F_0pn}{(p^2 + n^2)^2}$$

and by No. 22

$$x = \frac{F_0}{2n^2} (\sin nt - nt \cos nt) \quad \text{the case of resonance}$$

4. Linear flow of heat in a semi-infinite solid, $x > 0$; the boundary $x = 0$ kept at constant temperature v_0 ; the initial temperature of the solid zero.

In this problem we have to solve

$$(1) \quad \frac{\partial v}{\partial t} = K \frac{\partial^2 v}{\partial x^2} \quad x > 0, \quad t > 0$$

with $v = v_0$ when $x = 0, t > 0$

$v = 0$ when $x > 0, t = 0$

Let $v(x, t) = V(q, p)$

By Theorem III, $L \frac{\partial v}{\partial t} = pV$.

The equation (1) is transformed to

$$(2) \quad \frac{d^2 V}{dx^2} - \frac{p}{k} V = 0 \quad x > 0$$

with

$$(3) \quad V = v_0 \quad \text{when } x = 0$$

The solution of (2) which satisfies (3) and remains finite at $x \rightarrow \infty$ is

$$V = v_0 e^{-x\sqrt{p/k}}$$

By No. 68, the inverse transform of V is

$$v(x, t) = v_0 \left(1 - \operatorname{erf} \frac{x}{2\sqrt{kt}} \right)$$

The above examples are typical of the manner in which linear differential equations with constant coefficients may be solved by the use of these tables.

CHAPTER VII

OSCILLATIONS OF LINEAR, LUMPED ELECTRICAL CIRCUITS

1. Introduction. A large part of the analysis in engineering and physics is concerned with the study of vibrating systems. The electrical circuit is the most common example of a vibrating system. By analogy, the electrical circuit serves as a model for the study of mechanical and acoustical vibrating systems. Historically, the equations of motion of mechanical systems were developed a long time before any attention was given to the equations for electrical circuits. It was because of this reason that in the early days of electrical circuit theory it was natural to explain the action in terms of mechanical phenomena. At the present time, electrical circuit theory has been developed to a much higher state than the theory of corresponding mechanical systems. Mathematically, the elements in an electrical network are the coefficients in the differential equations describing the network. In the same way, the coefficients in the differential equations of a mechanical or acoustical system may be looked upon as mechanical or acoustical elements. Kirchhoff's electromotive force law plays the same role in setting up the electrical equations as d'Alembert's principle does in setting up the mechanical and acoustical equations. Therefore, a mechanical or acoustical system may be reduced to an electrical network and the problem may be solved by electric-circuit theory.

2. Electric Circuit Principles. The differential equations for electric circuits with lumped parameters are of the same form as the equations for mechanical systems. Kirchhoff's first law is the application of the conservation of electricity to the circuit and may be stated in the following form:

a. The algebraic sum of all the currents into the junction point of a network is zero.

Kirchhoff's second law is a statement concerning the conservation of energy in the circuit and is usually stated in the following form:

b. The algebraic sum of the electromotive forces around a closed circuit is zero.

Let us apply the above Kirchhoff laws to the simple series circuit of Fig. 2.1.

The parameters R , L , and S of the circuit are expressed symbolically in the above diagram and are called the resistance, inductance, and elastance coefficients, respectively. From basic principles, we have

$$(2.1) \quad \begin{cases} E_R = iR = \text{electromotive force drop of resistance} \\ E_L = L \frac{di}{dt} = \text{electromotive force drop of inductance} \\ E_S = Sq = \text{electromotive force drop of elastance} \end{cases}$$

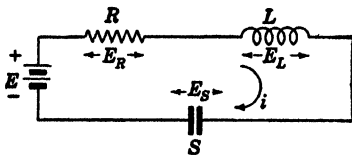


FIG. 2.1.

Where q is the charge on the condenser whose elastance is S , it is related to the current i by the equation

$$(2.2) \quad i = \frac{dq}{dt}$$

The capacitance of the condenser C is related to S by the equation

$$(2.3) \quad C = \frac{1}{S}$$

Applying Kirchoff's second law to the circuit, we have

$$(2.4) \quad L \frac{di}{dt} + Ri + Sq = e(t)$$

or in terms of q , it is written in the form

$$(2.5) \quad L\ddot{q} + R\dot{q} + Sq = e(t)$$

where $\ddot{q} = \frac{d^2q}{dt^2}$ and $\dot{q} = \frac{dq}{dt}$.

If $R = 0$ and $S = 0$, the above equation reduces to

$$(2.6) \quad L\ddot{q} = e(t)$$

This equation has the same form as that governing the displacement x of a mass M when it is acted upon by a force F as shown in Fig. 2.2.

In the mechanical case, we have by Newton's law ($F = Ma$) the equation

$$(2.7) \quad M\ddot{x} = F$$

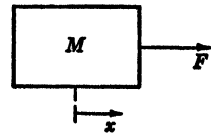


FIG. 2.2.

If the mass is attached to a linear spring as shown in Fig. 2.3, we have by Newton's law

$$(2.8) \quad M\ddot{x} + kx = F$$

where k is the spring constant of the spring. This is analogous to Eq. (2.5) if we place $R = 0$. If in addition to the spring the mass of Fig. 2.3 were retarded by a force proportional to its velocity of the form $B\dot{x}$, then its equation of motion is given by

$$(2.9) \quad M\ddot{x} + B\dot{x} + kx = f$$

This equation has exactly the same form as Eq. (2.5), we therefore see that we have the following equivalence between electrical and mechanical quantities:

$$(2.10) \quad \left\{ \begin{array}{l} e \rightarrow F \\ L \rightarrow M \\ R \rightarrow B \\ S \rightarrow k \\ q \rightarrow x \\ i \rightarrow \dot{x} = v \end{array} \right.$$

This correspondence between electrical and mechanical quantities is the basis of the electrical and mechanical analogies.

3. Energy Considerations. The energy of an oscillating electrical or mechanical system is of importance in studying the behavior of a system. The potential energy stored in the spring of Fig. 2.3 when the mass has been displaced by a distance x is given by

$$(3.1) \quad V_M = \int_0^x F dx = \int_0^x kx dx = \frac{kx^2}{2}$$

In the electrical case, the energy involved in charging the condenser plays the same role as the elastic energy in the mechanical case. This is given by

$$(3.2) \quad V_E = \int_0^t ei dt = \int_0^t Sqi dt = S \int_0^q q dq = \frac{Sq^2}{2}$$

The kinetic energy of motion of the mass is given by

$$(3.3) \quad T_M = \int_0^x F dx = \int_0^x M\dot{x} dx = \int_0^v Mv dv = \frac{Mv^2}{2}$$

where $v = \dot{x}$ is the velocity of the mass.

In the electrical case, we have

$$(3.4) \quad T_E = \frac{1}{2}Li^2$$

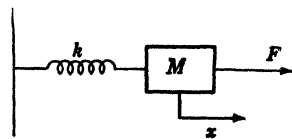


FIG. 2.3.

The power dissipated in friction in the mechanical case is given by

$$(3.5) \quad P_M = v^2 B$$

and the power dissipated in the electrical circuit is

$$(3.6) \quad P_E = i^2 R$$

4. Analysis of General Series Circuit. We have seen in Sec. 2 that the equation governing the current of the general series circuit of Fig. 2.1 is given by

$$(4.1) \quad L \frac{di}{dt} + Ri + Sq = e(t)$$

where

$$(4.2) \quad i = \dot{q}$$

This is a linear differential equation with constant coefficients, and we may solve it by the methods discussed in Chap. VI. The Laplace transform method is particularly well suited to solve this equation. To do this, we let

NOTE: In order to avoid confusion with the inductance parameter, the Laplacian transforms will be denoted by a script \mathcal{L} .

$$(4.3) \quad (\mathcal{L}i = I) \quad (\mathcal{L}q = Q)$$

We therefore have from Eq. (5.10), Chap. VI,

$$(4.4) \quad \mathcal{L} \left(\frac{di}{dt} \right) = pI - pi_0$$

From (4.2) we have

$$(4.5) \quad \mathcal{L}i = \mathcal{L}\dot{q} = I = pQ - pq$$

where i_0 is the initial current flowing in the circuit and q_0 is the initial charge on the condenser. From (4.5) we obtain

$$(4.6) \quad Q = \frac{I}{p} + q_0$$

Equation (4.1) is transformed to

$$(4.7) \quad L(pI - pi_0) + RI + SQ = \mathcal{L}e(t)$$

Eliminating Q , we obtain

$$(4.7a) \quad \left(Lp + R + \frac{S}{p} \right) I + (Sq_0 - Lpi_0) = \mathcal{L}e(t)$$

Solving for I , we obtain

$$(4.8) \quad I = \frac{1}{\left(p^2 + \frac{R}{L}p + \frac{S}{L} \right)} \left(\frac{p\mathcal{L}e(t) + Lp^2i_0 - Spq_0}{L} \right)$$

The Case of Free Oscillations. Let us first consider the case when there is no external electromotive force applied to the system. In this case, $e(t)$ is equal to zero. To simplify the equation, let

$$(4.9) \quad a = \frac{R}{2L}$$

$$(4.10) \quad \omega_0 = \sqrt{\frac{S}{L}} = \sqrt{\frac{1}{LC}}$$

In this case, we have

$$(4.11) \quad I = \frac{1}{(p^2 + ap + \omega^2)} \left(\frac{Lp^2i_0 - Spq_0}{L} \right)$$

To obtain the inverse transform of this expression we use equations Nos. 49 and 50 of our table of transforms. There are three cases to consider

- (a) $\omega_0^2 > a^2$
- (b) $\omega_0^2 = a^2$
- (c) $\omega_0^2 < a^2$

Case *a* is called the oscillatory case. For this case, we obtain from the table

$$(4.12) \quad i(t) = -\frac{i_0\omega_0}{\omega_s} e^{-at} \sin(\omega_s t - \phi) - \frac{q_0}{LC} \frac{e^{-at} \sin \omega_s t}{\omega_s}$$

where

$$(4.13) \quad \omega_s = \sqrt{\omega_0^2 - a^2}, \quad \tan \phi = \frac{\omega_s}{a}$$

We thus see that the current is given as a damped oscillation, where i_0 and q_0 are the initial current and charge of the system. If $\omega_0 = a$, we have case *b*. This is called the critically damped case. We then obtain

$$(4.14) \quad i(t) = i_0 e^{-at} (1 - at) - \frac{q_0}{LC} t e^{-at}$$

In this case there are no oscillations and the current dies down in an exponential manner. The case *c* is the overdamped case, and the solution for this case may be easily obtained from Nos. 49 and 50 of the table.

If there is no resistance present in the circuit, then $a = 0$ and our transform becomes

$$(4.15) \quad I = \frac{1}{(p^2 + \omega^2)} \left(\frac{Lp^2i_0 - Spq_0}{L} \right)$$

We may compute the inverse transform of this equation by the use of transforms Nos. 10 and 11 of the table of transforms. We then have

$$(4.16) \quad i(t) = i_0 \cos(\omega_0 t) - \omega_0 q_0 \sin(\omega_0 t)$$

where now

$$(4.17) \quad \omega_0 = \frac{1}{\sqrt{LC}}$$

The foregoing equations give the velocity of the mass of the analogous mechanical system. In this case, q_0 corresponds to the initial displacement x_0 and i_0 corresponds to the initial velocity of the mass of the mechanical system. The quantity $\omega_0 = 1/\sqrt{LC}$ in the case where we have no resistance is called the natural angular frequency of the electrical system. This corresponds to

$$(4.18) \quad \omega_0 = \sqrt{\frac{k}{M}}$$

for the mechanical system. Here k is the spring constant and M is the mass of the system.

Forced Oscillations. If $e(t)$ is not equal to zero, we must add to the preceding expressions the transform of

$$(4.19) \quad I = \frac{p \mathcal{L}e(t)}{L(p^2 + 2ap + \omega_0^2)}$$

The inverse transform of (4.12) gives the current in a general series circuit that has no initial current and no initial charge but has impressed on it an electromotive force $e(t)$ at $t = 0$. Let us compute this for the case in which $e(t)$ is an alternating potential of the form

$$(4.20) \quad e(t) = E_0 \sin(\omega t)$$

By No. 11, of the tables, we obtain

$$(4.21) \quad \mathcal{L}e(t) = \frac{E\omega p}{(p^2 + \omega^2)}$$

Substituting this into (4.12), we obtain

$$(4.22) \quad I = \frac{E\omega}{L} \frac{p^2}{(p^2 + \omega^2)(p^2 + 2ap + \omega_0^2)}$$

The inverse transform of this expression may be most simply computed by the use of No. 52 of the table of transforms. For this case, we have

$$(4.23) \quad \begin{cases} N(p) = p^2 \\ D(p) = (p^2 + \omega^2)(p^2 + 2ap + \omega_0^2) \end{cases}$$

The roots of $D(p)$ are

$$(4.24) \quad \begin{cases} p_1 = -a + j\omega_s \\ p_2 = -a - j\omega_s \\ p_3 = +j\omega \\ p_4 = -j\omega \end{cases} \quad \text{when } \omega_s = \sqrt{\omega_0^2 - a^2}$$

We also have $\frac{N(0)}{D(0)} = 0$, and

$$(4.25) \quad D^1(P) = 2p(p^2 + 2ap + \omega_0^2) + (p^2 + \omega^2)(2p + 2a)$$

Hence substituting into No. 52 of the table, we obtain

$$(4.26) \quad i = \frac{E\omega}{2L} \left[\frac{p_1 e^{p_1 t}}{(p+a)(p^2 + \omega^2)} + \frac{p_2 e^{p_2 t}}{(p_2 + a)(p_2^2 + \omega^2)} \right] + \frac{E\omega}{2L} \left[\frac{e^{j\omega t}}{\omega_0^2 + 2aj\omega - \omega^2} + \frac{e^{-j\omega t}}{\omega_0^2 - 2aj\omega - \omega^2} \right]$$

Since the roots p_1 and p_2 have a negative real part, the expression in the first bracket vanishes ultimately as time increases. The second expression may be denoted by i_s . It may be easily transformed to the form

$$(4.27) \quad i_s = \frac{E \sin(\omega t - \theta)}{\sqrt{R^2 + \left(\omega L - \frac{1}{\omega C}\right)^2}}, \quad \theta = \tan^{-1} \frac{\left(\omega L - \frac{1}{\omega C}\right)}{R}$$

This term persists with the passage of time and is called the steady-state term. If R is zero so that the circuit is devoid of resistance, this becomes

$$(4.28) \quad i_s = \frac{E \sin\left(\omega t \pm \frac{\pi}{2}\right)}{\left(\omega L - \frac{1}{\omega C}\right)}$$

If $\omega = 1/\sqrt{LC} = \omega_{s1}$ the denominator of (4.28) vanishes and the steady-state current amplitude becomes indefinitely great. This is the phenomenon of resonance and occurs when the impressed electromotive force has a frequency equal to that of the natural frequency of the circuit. If the circuit has resistance, then the denominator of (4.27) does not vanish and we do not have true resonance.

It may be noted that the steady-state current may be obtained more simply directly from the differential equation of the circuit

$$(4.29) \quad L \frac{di}{dt} + Ri + \frac{q}{C} = E \sin(\omega t)$$

by the method of undetermined coefficients explained in Sec. 4 of Chap. VI. The steady-state current is the particular integral of this equation. We replace the right member of (4.29) by $\text{Im } E \cdot e^{j\omega t}$. "Im" means the "imaginary part of."

We let

$$(4.30) \quad i = \text{Im } A e^{j\omega t}$$

where A is a complex number to be determined by (4.22). Suppressing the "Im" symbol and realizing that

$$(4.31) \quad q = \int i dt = \int A e^{j\omega t} dt = \frac{A e^{j\omega t}}{j\omega}$$

substitution into (4.29) gives

$$(4.32) \quad \left(j\omega L + R + \frac{1}{j\omega C} \right) A = E$$

where we have divided both sides by the common factor $e^{j\omega t}$. Hence we have

$$(4.33) \quad A = \frac{E}{\left[R + j \left(\omega L - \frac{1}{\omega C} \right) \right]}$$

It is convenient to introduce the notation

$$(4.34) \quad Z = R + j \left(\omega L - \frac{1}{\omega C} \right)$$

This complex number is called the complex impedance of the circuit. It may be written in the polar form

$$(4.35) \quad Z = |Z| e^{j\theta}$$

where

$$(4.36) \quad |Z| = \sqrt{R^2 + \left(\omega L - \frac{1}{\omega C} \right)^2} \quad \text{and} \quad \tan \theta = \frac{\left(\omega L - \frac{1}{\omega C} \right)}{R}$$

We thus have

$$(4.37) \quad A = \frac{E_0}{|Z|} e^{-j\theta}$$

The steady-state current is now given by (4.30) in the form

$$(4.38) \quad i = \text{Im } E_0 \frac{e^{-j\theta} e^{j\omega t}}{|Z|} = \frac{E_0}{|Z|} \sin(\omega t - \theta)$$

This is the steady-state current given in (4.27) obtained more directly. The solution (4.26), however, contains both the steady-state solution and the transient response of the system produced by the sudden application of the potential $E_0 \sin \omega t$ on the system at $t = 0$.

5. Discharge and Charge of a Condenser. An interesting application of the differential equations governing the distribution of charges and currents in electrical networks is the following one. Consider the electrical circuit of Fig. 5.1.

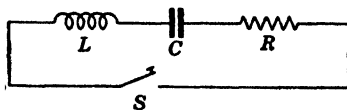


FIG. 5.1.

Let a charge q_0 be placed on the condenser, and let the switch S be closed at $t = 0$. Let it be required to determine the charge on the condenser at any instant later.

When the switch is closed, we have, by Kirchhoff's law, the equation

$$(5.1) \quad L \frac{d^2q}{dt^2} + R \frac{dq}{dt} + \frac{q}{C} = 0$$

To solve this, let us introduce the transform

$$(5.2) \quad \mathcal{L}q = Q$$

The initial conditions of the problem are

$$(5.3) \quad \text{at } t = 0 \quad \begin{cases} q = q_0 \\ i = \frac{dq}{dt} = 0 \end{cases}$$

Hence we have

$$(5.4) \quad \begin{cases} \mathcal{L} \frac{dq}{dt} = pQ - pq_0 \\ \mathcal{L} \frac{d^2q}{dt^2} = p^2Q - p^2q_0 \end{cases}$$

Hence the Eq. (5.1) transforms to

$$(5.5) \quad L(p^2Q - p^2q_0) + R(pQ - pq_0) + \frac{Q}{C} = 0$$

or

$$(5.6) \quad \left(p^2L + pR + \frac{1}{C} \right) Q = Lp^2q_0 + Rpq_0$$

As before, let

$$(5.7) \quad a = \frac{R}{2L}, \quad \omega_0^2 = \sqrt{\frac{1}{LC}}$$

We, therefore, have

$$(5.8) \quad Q = \frac{p^2 q_0}{(p^2 + 2ap + \omega_0^2)} + \frac{2apq}{(p^2 + 2ap + \omega_0^2)}$$

By the use of transforms Nos. 49 and 50, we obtain

$$(5.9) \quad \begin{aligned} q &= q_0 e^{-at} \left(\cosh \omega_s t + \frac{a}{\omega_s} \sinh \omega_s t \right) & \text{if } a > \omega_0 \\ q &= q_0 e^{-at} (1 + at) & \text{if } a = \omega_0 \\ q &= q_0 e^{-at} \left(\cos \omega_s t + \frac{a}{\omega_s} \sin \omega_s t \right) & \text{if } a < \omega_0 \end{aligned}$$

where $\omega_s = \sqrt{\omega_0^2 - a^2}$.

The Charging of a Condenser. Let us consider the circuit of Fig. 5.2.

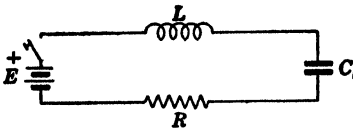


FIG. 5.2.

In this case, at $t = 0$, the switch is closed and the potential E of the battery is impressed on the circuit. It is required to determine the manner in which the charge on the condenser behaves.

The equation satisfied by the charge is now

$$(5.10) \quad \ddot{q} + 2a\dot{q} + \omega_0^2 q = \frac{E}{L}$$

To solve this equation, we again let

$$(5.11) \quad \mathcal{L}q = Q$$

and since E is a constant, we have

$$(5.12) \quad \mathcal{L} \frac{E}{L} = \frac{E}{L}$$

The initial conditions are now

$$(5.13) \quad \text{at } t = 0 \quad \begin{cases} q = 0 \\ \dot{q} = 0 \end{cases}$$

Hence we have

$$(5.14) \quad \begin{cases} \mathcal{L}\dot{q} = p^2 Q \\ \mathcal{L}q = pQ \end{cases}$$

The Eq. (5.10) transforms to

$$(5.15) \quad (p^2 + 2ap + \omega_0^2)Q = \frac{E}{L}$$

and hence

$$(5.16) \quad Q = \frac{E}{L(p^2 + 2ap + \omega_0^2)} .$$

To obtain the inverse transform of (5.16), we use transform No. 51 of the table of transforms and thus obtain

$$(5.17) \quad \begin{cases} q = CE \left[1 - e^{-at} \left(\cosh \omega_s t + \frac{a}{\omega_s} \sinh \omega_s t \right) \right] & \text{if } a > \omega_0 \\ q = CE [1 - e^{-at}(1 + at)] & \text{if } a = \omega_0 \\ q = CE \left[1 - e^{-at} \left(\cos \omega_s t + \frac{a}{\omega_s} \sin \omega_s t \right) \right] & \text{if } a < \omega_0 \end{cases}$$

In each case, the charging current is given by $i = \dot{q}$. The analogous mechanical problem is that of determining the motion of a mass when it has been given an initial displacement and is acted upon by a spring and retarded by viscous friction or if the mass has a sudden force applied to it.

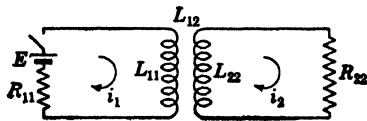


FIG. 6.1.

6. Circuit with Mutual Inductance. Let us consider the circuits of Fig. 6.1.

In this case we have two circuits coupled magnetically. The coefficient L_{12} is termed the mutual inductance coefficient. It is positive if the magnetic fields of i_1 and i_2 add. If they are opposed, then the coefficient L_{12} is negative. In any case, the equations governing the currents in the two circuits are given by applying Kirchoff's laws to the two loops and are

$$(6.1) \quad \begin{cases} L_{11} \frac{di_1}{dt} + L_{12} \frac{di_2}{dt} + R_{11}i_1 = E \\ L_{22} \frac{di_2}{dt} + L_{12} \frac{di_1}{dt} + R_{22}i_2 = 0 \end{cases}$$

We wish to determine the currents i_1 and i_2 on the supposition that at $t = 0$ the switch, s is closed and the initial currents are zero.

Let us introduce the transforms

$$(6.2) \quad \begin{cases} \mathcal{L}i_1 = I_1 \\ \mathcal{L}i_2 = I_2 \end{cases}$$

Now since at $t = 0$ we have

$$(6.3) \quad \text{at } t = 0 \quad \begin{cases} i_1 = 0 \\ i_2 = 0 \end{cases}$$

and also E is a constant. Hence Eq. (6.1) transforms to

$$(6.4) \quad \begin{cases} pL_{11}I_1 + pL_{12}I_2 + R_{11}I_1 = E \\ pL_{22}I_2 + pL_{12}I_1 + R_{22}I_2 = 0 \end{cases}$$

We now solve these two algebraic equations by using Cramer's rule and obtain

$$(6.5) \quad \begin{cases} I_1 = \frac{\begin{vmatrix} E & pL_{12} \\ 0 & (pL_{22} + R_{22}) \end{vmatrix}}{\begin{vmatrix} (pL_{11} + R_{11}) & pL_{12} \\ pL_{12} & (pL_{22} + R_{22}) \end{vmatrix}} \\ I_2 = \frac{\begin{vmatrix} (pL_{11} + R_{11}) & E \\ pL_{12} & 0 \end{vmatrix}}{\begin{vmatrix} (pL_{11} + R_{11}) & pL_{12} \\ pL_{12} & (pL_{22} + R_{22}) \end{vmatrix}} \end{cases}$$

Hence we have

$$(6.6) \quad \begin{cases} I_1 = \frac{E(pL_{22} + R_{22})}{(L_{11}L_{22} - L_{12}^2)p^2 + (R_{11}L_{22} + R_{22}L_{11})p + R_{11}R_{22} - EpL_{12}} \\ I_2 = \frac{-EpL_{12}}{(L_{11}L_{22} - L_{12}^2)p^2 + (R_{11}L_{22} + R_{22}L_{11})p + R_{11}R_{22}} \end{cases}$$

If we let

$$(6.7) \quad a = \frac{(R_{11}L_{22} + R_{22}L_{11})}{2(L_{11}L_{22} - L_{12}^2)}$$

and

$$(6.8) \quad \omega_0^2 = \frac{R_{11}R_{22}}{(L_{11}L_{22} - L_{12}^2)}$$

we then have

$$(6.9) \quad \begin{cases} I_1 = \frac{E}{(L_{11}L_{22} - L_{12}^2)} \frac{(pL_{22} + R_{22})}{(p^2 + 2ap + \omega_0^2)} \\ I_2 = \frac{-E}{(L_{11}L_{22} - L_{12}^2)} \frac{pL_{12}}{(p^2 + 2ap + \omega_0^2)} \end{cases}$$

In this case,

$$(6.10) \quad a^2 > \omega_0^2, \quad \sqrt{(a^2 - \omega_0^2)} = \beta$$

Using the transforms Nos. 50 and 51 of the table, we obtain after some algebraic reductions

$$(6.11) \quad \begin{cases} i_1 = \frac{E}{R_{11}} \left[1 - e^{-at} \cosh \beta t + \frac{(a^2 - \beta^2)L_{22} - aR_{22}}{\beta R_{22}} e^{-at} \sinh \beta t \right] \\ i_2 = \frac{(\beta^2 - a^2)L_{12}E}{\beta R_{11}R_{22}} e^{-at} \sinh \beta t \end{cases}$$

For the transforms of I_1 and I_2 . We see that as time elapses, i_1 approaches its final value E/R_{11} . If we set $di_2/dt = 0$ and solve for t , we find that i_2 rises to a maximum value when

$$(6.12) \quad t = \frac{1}{\beta} \tanh^{-1} \left(\frac{B}{a} \right)$$

and then approaches zero asymptotically. An interesting special case is the symmetrical one. In this case the resistances of each mesh are equal and the self-inductances are equal. We then have

$$(6.13) \quad \begin{cases} R_{11} = R_{22} = R_1 & L_{11} = L_{22} = L \\ L_{12} = M \end{cases}$$

The Eqs. (6.4) then become

$$(6.14) \quad \begin{cases} pLI_1 + pMI_2 + RI_1 = E \\ pLI_2 + pMI_1 + RI_2 = 0 \end{cases}$$

If we add the two equations, we obtain

$$(6.15) \quad pL(I_1 + I_2) + pM(I_1 + I_2) + R(I_1 + I_2) = E$$

If we subtract the second equation from the first one, we have

$$(6.16) \quad pL(I_1 - I_2) + pM(I_1 - I_2) + R(I_1 - I_2) = E$$

If we now let

$$(6.17) \quad x_1 = (I_1 + I_2) \quad x_2 = (I_1 - I_2)$$

we have

$$(6.18) \quad \begin{cases} p(L + M)x_1 + Rx_1 = E \\ p(L - M)x_2 + Rx_2 = E \end{cases}$$

Hence

$$(6.19) \quad x_1 = \frac{E}{p(L + M) + R}, \quad x_2 = \frac{E}{p(L - M) + R}$$

If we let

$$(6.20) \quad a_1 = \frac{R}{(L + M)}, \quad a_2 = \frac{R}{(L - M)}$$

we obtain

$$(6.21) \quad x_1 = \frac{E}{(L + M)} \frac{1}{(p + a_1)}, \quad x_2 = \frac{E}{(L - M)} \frac{1}{(p + a_2)}$$

Using the transform No. 8 of the tables, we have

$$(6.22) \quad \mathcal{L}^{-1}x_1 = \frac{E}{R} (1 - e^{-a_1 t}), \quad \mathcal{L}^{-1}x_2 = \frac{E}{R} (1 - e^{-a_2 t})$$

Hence

$$(6.23) \quad \begin{cases} (i_1 + i_2) = \frac{E}{R} (1 - e^{-at}) \\ (i_1 - i_2) = \frac{E}{R} (1 - e^{-ast}) \end{cases}$$

and adding the two equations we obtain

$$(6.24) \quad i_1 = \frac{E}{R} \frac{(1 - e^{-at} - e^{-ast})}{2}$$

Subtracting the second equation from the first equation, we obtain

$$(6.25) \quad i_2 = \frac{E}{2R} (e^{-ast} - e^{-at})$$

These are the currents in the symmetrical case.

7. Circuits Coupled by a Condenser. Let us consider the circuit of Fig. 7.1.

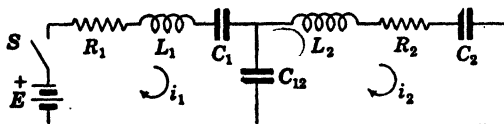


FIG. 7.1.

In this case, we have two coupled circuits. The coupling element is now a condenser. Let the switch S be closed at $t = 0$, and let it be required to determine the current in the system. We write Kirchhoff's law for both meshes, we then obtain

$$(7.1) \quad \begin{cases} L_1 \frac{di_1}{dt} + R_1 i_1 + \frac{q_1}{C_1} + \frac{(q_1 - q_2)}{C_{12}} = E \\ L_2 \frac{di_2}{dt} + R_2 i_2 + \frac{q_2}{C_2} + \frac{(q_2 - q_1)}{C_{12}} = 0 \end{cases}$$

where

$$(7.2) \quad i_1 = \frac{dq_1}{dt_1} \quad i_2 = \frac{dq_2}{dt_1}$$

Let us introduce the transforms

$$(7.3) \quad \begin{cases} \mathcal{L}i_1 = I_1 & \mathcal{L}q_1 = Q_1 \\ \mathcal{L}i_2 = I_2 & \mathcal{L}q_2 = Q_2 \end{cases}$$

If at $t = 0$, we have

$$(7.4) \quad t = 0 \quad \begin{cases} i_1 = 0 & q_1 = 0 \\ i_2 = 0 & q_2 = 0 \end{cases}$$

The Eqs. (7.1) transform into

$$(7.5) \quad \begin{cases} pL_1 I_1 + R_1 I_1 + \frac{I_1}{pC_1} + \frac{(I_1 - I_2)}{pC_{12}} = E \\ pL_2 I_1 + R_2 I_2 + \frac{I_2}{pC_2} + \frac{(I_2 - I_1)}{pC_{12}} = 0 \end{cases}$$

We now solve these equations algebraically for the transforms I_1 and I_2 . We thus obtain

$$(7.6) \quad \begin{cases} I_1 = \frac{\begin{vmatrix} E & -\left(\frac{1}{pC_{12}}\right) \\ 0 & \left(pL_2 + R_2 + \frac{1}{pC_2} + \frac{1}{pC_{12}}\right) \end{vmatrix}}{\begin{vmatrix} \left(pL_1 + R_1 + \frac{1}{pC_1} + \frac{1}{pC_{12}}\right) & -\left(\frac{1}{pC_{12}}\right) \\ -\left(\frac{1}{pC_{12}}\right) & \left(pL_2 + R_2 + \frac{1}{pC_2} + \frac{1}{pC_{12}}\right) \end{vmatrix}} \\ I_2 = \frac{\begin{vmatrix} \left(pL_1 + R_1 + \frac{1}{pC_1} + \frac{1}{pC_{12}}\right) & E \\ -\left(\frac{1}{pC_{12}}\right) & 0 \end{vmatrix}}{\begin{vmatrix} \left(pL_1 + R_1 + \frac{1}{pC_1} + \frac{1}{pC_{12}}\right) & -\left(\frac{1}{pC_{12}}\right) \\ -\left(\frac{1}{pC_{12}}\right) & \left(pL_2 + R_2 + \frac{1}{pC_2} + \frac{1}{pC_{12}}\right) \end{vmatrix}} \end{cases}$$

Expanding the determinants, we obtain the transforms I_1 and I_2 as the ratios of polynomials in p . The inverse transforms of I_1 and I_2 give the currents in the system. In this case, the determinant the denominator of (7.6) of the system is a polynomial of the fourth degree in p . The inverse transforms may now be calculated by the use of No. 52 in the table. This entails the solution of a quartic equation in p . If numerical values are given, this may be done by the Graeffe root-squaring method described in Chap. V. The trend of the general solution may be determined by solving the symmetrical case in which we have

$$(7.7) \quad \begin{cases} R_1 = R_2 = R & C_1 = C_2 = C \\ L_1 = L_2 = L \end{cases}$$

In this case, the Eqs. (7.5) reduces to

$$(7.8) \quad \begin{cases} pLI_1 + RI_1 + \frac{I_1}{pC} + \frac{I_1}{pC_{12}} - \frac{I_2}{pC_{12}} = E \\ pLI_2 + RI_2 + \frac{I_2}{pC} + \frac{I_2}{pC_{12}} - \frac{I_1}{pC_{12}} = 0 \end{cases}$$

If we add the two equations, we obtain

$$(7.9) \quad pL(I_1 + I_2) + R(I_1 + I_2) + \frac{1}{pC} (I_1 + I_2) = E$$

If we subtract the second equation from the first, we have

$$(7.10) \quad pL(I_1 - I_2) + R(I_1 - I_2) + \frac{1}{pC} (I_1 - I_2) + \frac{1}{pC_{12}} (I_1 - I_2) + \frac{1}{pC_{12}} (I_1 - I_2) = E$$

If we let

$$(7.11) \quad \begin{cases} x_1 = (I_1 + I_2) \\ x_2 = (I_1 - I_2) \end{cases}$$

we obtain

$$(7.12) \quad \begin{cases} pLx_1 + Rx_1 + \frac{1}{pC} x_1 = E \\ pLx_2 + Rx_2 + \frac{1}{p} \left(\frac{1}{C} + \frac{2}{C_{12}} \right) x_2 = E \end{cases}$$

If we let

$$(7.13) \quad \frac{R}{2L} = a_1 \quad \omega_1^2 = \frac{1}{LC_1} \quad \omega_2^2 = \frac{1}{L} \left(\frac{1}{C} + \frac{2}{C_{12}} \right)$$

the two equations become

$$(7.14) \quad \begin{cases} (p^2 + 2ap + \omega_1^2)x_1 = p \frac{E}{L} \\ (p^2 + 2ap + \omega_2^2)x_2 = p \frac{E}{L} \end{cases}$$

The inverse transforms of x_1 and x_2 may now be calculated by No. 50. In the case

$$(7.15) \quad \omega_1^2 > a_1^2 \quad \omega_2^2 > a_1^2$$

we have

$$(7.16) \quad \begin{cases} \mathcal{L}^{-1}x_1 = \frac{E}{L\omega_a} (e^{-at} \sin \omega_a t) & \omega_a = \sqrt{\omega_1^2 - a^2} \\ \mathcal{L}^{-1}x_2 = \frac{E}{L\omega_b} (e^{-at} \sin \omega_b t) & \omega_b = \sqrt{\omega_2^2 - a^2} \end{cases}$$

Hence, adding the two equations (7.16), we have

$$(7.17) \quad \begin{cases} i_1 = \frac{Ee^{-at}}{2L} \left(\frac{\sin \omega_a t}{\omega_a} + \frac{\sin \omega_b t}{\omega_b} \right) \\ i_2 = \frac{E}{2L} e^{-at} \left(\frac{\sin \omega_a t}{\omega_a} - \frac{\sin \omega_b t}{\omega_b} \right) \end{cases}$$

If there is no resistance in the circuit, then $a = 0$ and the currents oscillate without loss of amplitude with the angular frequencies ω_1 and ω_2 .

8. The Effect of Finite Potential Pulses. It frequently happens that the response of an electrical circuit is desired when a potential pulse is applied to it. The general procedure may be illustrated by the following example. Consider the circuit of Fig. 8.1.




FIG. 8.1.

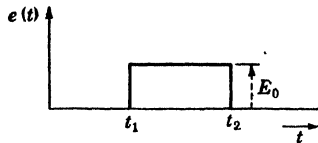


FIG. 8.2.

Let $e(t)$ be an impulse function of the form given by Fig. 8.2.

It is required to find the current in the circuit. For generality, let us assume that the condenser has an initial charge q_0 , at $t = 0$. The current satisfies the equation

$$(8.1) \quad Ri + \frac{q}{C} = e(t), \quad i = \frac{dq}{dt}$$

We introduce the transforms

$$(8.2) \quad \begin{cases} \mathcal{L}i = I \\ \mathcal{L}q = Q \\ \mathcal{L}e = E \end{cases}$$

We now have

$$(8.3) \quad \mathcal{L} \frac{dq}{dt} = pQ - pq_0 = I$$

Hence

$$(8.4) \quad Q = \frac{I}{p} + q_0$$

The transform of the potential $e(t)$ is given by

$$(8.5) \quad E = p \int_{t_1}^{t_2} E_0 e^{-pt} dt = E_0 (e^{-pt_1} - e^{-pt_2})$$

Accordingly, Eq. (8.1) is transformed

$$(8.6) \quad RI + \frac{1}{C} \left(\frac{I}{p} + q_0 \right) = E_0(e^{-pt_1} - e^{-pt_2})$$

If we let

$$(8.7) \quad a = \frac{1}{RC}$$

we obtain

$$(8.8) \quad I = \frac{E_0 p}{R} \frac{(e^{-pt_1} - e^{-pt_2})}{(p + a)} - a q_0 \frac{p}{(p + a)}$$

To obtain the inverse transform of I , we use No. 7 and Theorem VII of the table of transforms. We thus obtain

$$(8.9) \quad \begin{cases} i = -a q_0 e^{-at} & 0 < t < t_1 \\ i = -a q_0 e^{-at} + \frac{E_0}{R} e^{-a(t-t_1)} & t_1 < t < t_2 \\ i = -a q_0 e^{-at} + \frac{E_0}{R} e^{-a(t-t_1)} - \frac{E_0}{R} e^{-a(t-t_2)} & t > t_2 \end{cases}$$

This example illustrates the general procedure.

9. Analysis of the General Network. In this section the analysis of a general n -mesh network will be considered. Given a network, we can draw n independent circulating currents so that they permit a different current in each branch of the network. We shall use the following notation:

a. The Resistance Coefficients. R_{rs} is the resistance common to the i_r and i_s circuits. R_{rr} is the total resistance in the i_r circuit.

b. The Inductance Coefficients. The inductance notation is complicated by the possibility of mutual inductance. If L_{rs}^1 is the total self-inductance common to i_r and i_s and M_{rs} is the mutual inductance between the i_r and i_s circuits, then we define L_{rs} to be

$$(9.1) \quad L_{rs} = L_{rs}^1 \pm M_{rs}$$

The negative sign is used if M_{rs} opposes L_{rs}^1 . We define L_{rr} as the total self-inductance in the i_r circuit.

c. The Elastance Coefficients. In the circuits that we are considering, every condenser will be traversed by one or more circulating currents. For a given current, condensers appear in series but not in parallel. It is convenient if we write the equations in terms of the elastance coefficients rather than in terms of the capacitance coefficients. The elastance coefficients are the reciprocals of the capacitance coefficients and are denoted by the symbol S .

We also introduce the column matrices

$$(9.7) \quad \{e\} = \begin{Bmatrix} e_1 \\ e_2 \\ \cdot \\ \cdot \\ e_n \end{Bmatrix} \quad \{i\} = \begin{Bmatrix} i_1 \\ i_2 \\ \cdot \\ \cdot \\ i_n \end{Bmatrix}$$

The set of differential equations (9.4) may then be written concisely in the form

$$(9.8) \quad [Z(D)]\{i\} = \{e\}$$

In the usual network problem we are given the various mesh charges and mesh currents of the system at $t = 0$, and the various mesh potentials ($e_1 e_2 \cdots e_n$) are assumed impressed on the system at $t = 0$. We desire to find the subsequent distribution of currents in the system.

Let us introduce a column matrix $\{E(p)\}$ whose elements are the transforms of the elements of the matrix $\{e\}$. That is,

$$(9.9) \quad \mathcal{L}\{e\} = \{E(p)\}$$

In the same way, introduce the column matrix $\{I(p)\}$.

$$(9.10) \quad \{I(p)\} = \mathcal{L}\{i\}$$

If we now introduce the column matrices

$$(9.11) \quad \{i^0\} = \begin{Bmatrix} i_1^0 \\ i_2^0 \\ i_3^0 \\ \cdot \\ \cdot \\ i_n^0 \end{Bmatrix} \quad \{q^0\} = \begin{Bmatrix} q_1^0 \\ q_2^0 \\ \cdot \\ \cdot \\ q_n^0 \end{Bmatrix}$$

where ($i_1^0, i_2^0, \cdots, i_n^0$) are the initial currents of the corresponding meshes of the system at $t = 0$, and ($q_1^0, q_2^0, \cdots, q_n^0$) are the corresponding initial mesh charges of the system at $t = 0$. Then the set of differential equations (9.8) transforms into

$$(9.12) \quad [Z(p)]\{I\} = \{E(p)\} + p[L]\{i^0\} - [S]\{q^0\}$$

If we now premultiply both sides of this equation by the inverse matrix $[Z(p)]^{-1}$, we obtain

$$(9.13) \quad I = [Z(p)]^{-1}\{E(p)\} + p[Z(p)]^{-1}[L]\{i^0\} - [Z(p)]^{-1}[S]\{q^0\}$$

We now obtain the various mesh currents from the equation

$$(9.14) \quad \{i\} = I^{-1}\{I\}$$

This formally completes the solution of the problem. In general, the above algebraic procedure will give the elements of the matrix I as the ratios of polynomials in p . The inverse transforms of these elements must be evaluated by using transform No. 52 of the table of transforms. The procedure involves the computation of the roots of the polynomial

$$(9.15) \quad |Z(p)| = 0$$

In the general case this polynomial cannot be factored and it is of the $2n$ th degree. The roots may be determined by the Graeffe-root-squaring method of Chap. V.

If there are no initial mesh charges and mesh currents in the system, we have

$$(9.16) \quad \{i^0\} = \{q^0\} = \{0\}$$

and we have

$$(9.17) \quad \{I\} = [Z(p)]^{-1}\{E(p)\}$$

The solution in this case is that of a system initially at rest that has the potentials $\{e\}$ impressed on it at $t = 0$.

10. The Steady-state Solution (Alternating Currents). The equations of the last section give the complete solution of a system having initial charges and potentials and also impressed electromotive forces of arbitrary form at $t = 0$.

There is one case of extreme practical importance in electrical engineering. This is the case where it is desired to find the so-called steady-state current distribution when the various mesh electromotive forces have the form

$$(10.1) \quad \{e\} = \begin{pmatrix} E_1 \sin(\omega t + \phi_1) \\ E_2 \sin(\omega t + \phi_2) \\ E_3 \sin(\omega t + \phi_3) \\ \dots \\ E_n \sin(\omega t + \phi_{n1}) \end{pmatrix} = \text{Im} \begin{pmatrix} E_1 e^{j\theta_1} \\ E_2 e^{j\theta_2} \\ E_3 e^{j\theta_3} \\ \dots \\ E_n e^{j\theta_n} \end{pmatrix} e^{j\omega t}$$

This is the case that occurs in alternating-current theory. For generality, we shall assume that the various mesh potentials have the same frequency but differ in phase. To determine the steady-state mesh currents, it is necessary to determine the particular integral of the set of equations

$$(10.1a) \quad [Z(D)]\{i\} = \{e\}$$

It is convenient to write

$$(10.2) \quad \{e\} = \text{Im} \{e\}_a e^{j\omega t}$$

where Im denotes "the imaginary part of" and

$$(10.3) \quad \{e\}_a = \begin{Bmatrix} E_1 e^{j\phi_1} \\ E_2 e^{j\phi_2} \\ \dots \\ E_n e^{j\phi_n} \end{Bmatrix}$$

$$(10.4) \quad \{i\} = \text{Im} \{I\}_a e^{j\omega t}$$

where $\{I\}_a$ is a column matrix whose elements are the unknown complex amplitudes of the steady-state currents to be determined by the Eq. (10.1). Substituting (10.4) into (10.1) and suppressing the Im symbol, we obtain

$$(10.5) \quad [Z(j\omega)]\{I\}_a = \{e_a\}$$

Hence we have

$$(10.6) \quad \{I\}_a = [Z(j\omega)]^{-1} \{e\}_a$$

The steady-state currents are now given by (10.4). The elements of the column matrix $\{I\}_a$ are called the complex currents of the system. The above procedure is a generalization of the method of Sec. 4 for the single-mesh case. We have

$$(10.7) \quad [Z(j\omega)] = j\omega[L] + [R] + \frac{[S]}{j\omega}$$

This is called the impedance matrix. The terms

$$(10.8) \quad Z_{rr} = j\omega L_{rr} + R_{rr} + \frac{S_{rr}}{j\omega}$$

are called the mesh impedances, and the terms

$$(10.9) \quad Z_{rs} = j\omega L_{rs} + R_{rs} + \frac{S_{rs}}{j\omega} \quad r \neq s$$

are called the mutual impedances.

PROBLEMS

1. What is the analogous electrical circuit for a mechanical pendulum that is subjected to very small displacements?

2. A circuit consisting of an inductance L in series with a capacitance C has impressed on it at $t = 0$ a potential $e(t) = \frac{E_0 t}{T_0}$ ($0 < t < T_0$) and $e(t) = 0$, $t > 0$. Find the current in the system.

3. Two circuits are coupled with a mutual inductance M . One contains an impressed potential E_0 , R , L_1 and a switch in series, the other circuit has L_2 and C in series. For what value of the circuit constants are oscillations possible?

4. Each side of an equilateral triangular circuit contains a capacitance C , and each vertex is connected to a common central point by an inductance L . Show that the possible oscillations of this circuit have the period $T = 2\pi\sqrt{3LC}$.

5. Two points are connected by three branches, two of which contain both a capacitance C and an inductance L , and the third only a capacitance C . Show that the angular frequencies of oscillation of the network are $1/\sqrt{LC}$ and $\sqrt{3/LC}$.

6. Two circuits L_1, R_1 and L_2, R_2 are coupled by a mutual inductance M , where $M^2 = L_1L_2$. A constant electromotive force E is applied at $t = 0$ in the primary circuit. The initial currents are zero. Determine the currents in the circuits.

7. An electromotive force $E \cos(\omega t + \alpha)$ is applied at $t = 0$ to a circuit consisting of capacity C and inductance L in series. The initial charge and current are zero. Find the current at time t .

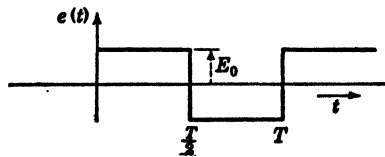
8. An electromotive force $E \sin \omega t$, where $\omega = 1/\sqrt{LC}$ is applied at $t = 0$ to a circuit consisting of capacity C and inductance L in series. The initial current and charge are zero. Find the current. (This is the case of resonance.)

9. Show that a combination of capacity C shunted by resistance R_1 in series with a combination of inductance L shunted by resistance R behaves as a pure resistance for all forms of applied electromotive force if $L = CR^2$.

10. Two resistanceless circuits L_1, C_1 and L_2, C_2 are coupled by mutual inductance M . If at $t = 0$, when the currents and charges are zero, a battery of electromotive force E_0 is applied in the primary, find the current in the secondary.

11. A circuit consists of a resistance, an inductance and a capacitance in series. An electromotive force $e = E_1 \cos \omega_1 t + E_2 \cos \omega_2 t$ is impressed on the circuit. Find the steady-state current.

12. A series circuit consisting of an inductance capacitance and resistance has an electromotive force $e(t)$ of the "meander type," as shown in the figure, impressed on it. Find the steady-state current.



PROB. FIG. 12.

References

1. BERG, E. J.: "Heaviside's Operational Calculus," McGraw-Hill Book Company, Inc., New York, 1929.
2. BUSH, V.: "Operational Circuit Analysis," John Wiley & Sons, Inc., New York, 1929.
3. CARSON, J. R.: "Electric Circuit Theory and the Operational Calculus," McGraw-Hill Book Company, Inc., New York, 1920.
4. PIERCE, G. W.: "Electric Oscillations and Electric Waves," McGraw-Hill Book Company, Inc., New York, 1920.
5. GUILLEMIEN, E. A.: "Communication Networks," John Wiley & Sons, Inc., New York, 1931.
6. PIPES, L. A.: "The Operational Calculus," *Journal of Applied Physics*, vol. 10, 1939.

CHAPTER VIII

ELASTIC VIBRATIONS OF SYSTEMS WITH A FINITE NUMBER OF DEGREES OF FREEDOM

1. Introduction. One of the most important and interesting subjects of applied mathematics is the theory of small oscillations of mechanical systems in the neighborhood of an equilibrium position or a state of uniform motion. In the last chapter we considered the oscillations of a very important vibrating system, the electrical circuit. By the analogy between electrical and mechanical systems, all the methods discussed in the last chapter may be used in the analysis of mechanical systems. In the mechanical system, we are usually concerned with the determination of the natural frequencies and modes of oscillation rather than the complete solution for the amplitudes subject to the initial conditions of the system. In this chapter, we shall use the classical method of solution rather than the Laplace transform method. By comparing the analysis of the equivalent electric circuits of the last chapter which were analyzed by the Laplacian transformation method and the classical analysis of the mechanical systems in this chapter, a proper perspective of the utility of the two methods will be apparent.

2. Oscillating Systems with One Degree of Freedom. Let us consider the vibrating systems of Fig. 2.1.

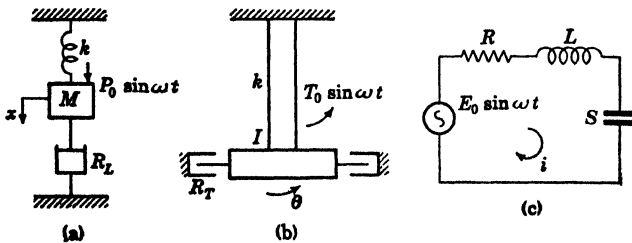


FIG. 2.1.

System *a* represents a mass that is constrained to move in a linear path. It is attached to a spring of spring constant k and is acted upon by a dashpot mechanism that introduces a frictional constraint proportional to the velocity of the mass. The mass has exerted upon it an external force $P_0 \sin \omega t$. By Newton's law we have

$$(2.1) \quad M\ddot{x} = -Kx - R\dot{x} + P_0 \sin \omega t \quad \begin{aligned} \dot{x} &= \frac{dx}{dt} \\ \ddot{x} &= \frac{d^2x}{dt^2} \end{aligned}$$

where K is the spring constant and R is the friction coefficient of the dashpot.

System b represents a system undergoing torsional oscillations. It consists of a massive disk of moment of inertia J attached by means of a shaft of torsional stiffness K . The disk undergoes torsional damping proportional to its angular velocity θ . The disk has exerted upon it an oscillatory torque $T_0 \sin \omega t$. By Newton's law we have

$$(2.2) \quad J\ddot{\theta} = -K\theta - R\dot{\theta} + T_0 \sin \omega t$$

System c is a series electrical circuit having inductance, resistance, and elastance. By Kirchhoff's law, the equation satisfied by the mesh charge q is

$$(2.3) \quad \ddot{q} + R\dot{q} + Sq = E_0 \sin \omega t$$

By comparing these three equations, we obtain the following table of analogues:

Linear		Torsional		Electrical	
Mass	M	Moment of inertia	J	Inductance	L
Stiffness	K	Torsional stiffness	K	Elastance	$S = 1/C$
Damping	R	Torsional damping	R	Resistance	R
Impressed force		Impressed torque		Impressed potential	
$F_0 \sin \omega t$		$T_0 \sin \omega t$		$E_0 \sin \omega t$	
Displacement	x	Angular displacement	θ	Condenser charge	q
Velocity	$\dot{x} = v$	Angular velocity	$\dot{\theta} = \omega$	Current	$i = \dot{q}$

We see from this table of analogies that it is only necessary for us to analyze one system and then by means of the table we may obtain the corresponding solution for the others.

Free Vibrations. Let us consider the system a when no impressed force is present. In this case, Eq. (2.1) reduces to

$$(2.4) \quad M\ddot{x} + Rx + Kx = 0$$

This equation describes the free vibrations of the mass of Fig. 2.1. To find the general solution of (2.4), we find two nontrivial solutions. An arbitrary linear combination of the two particular solutions will then be the desired solution.

Since Eq. (2.4) is linear and homogeneous, we know from the general theory of Chap. VI that we can obtain a particular solution of the form e^{st} where s is a constant to be determined. If we substitute e^{st} for x in (2.4) and divide out the factor e^{st} , we obtain the quadratic equation

$$(2.5) \quad Ms^2 + Rs + K = 0$$

This equation determined the quantity s . Let us denote the two roots of the quadratic equation (2.5) by s_1 and s_2 . We then have

$$(2.6) \quad x = c_1 e^{s_1 t} + c_2 e^{s_2 t}$$

for the general solution of (2.5), where c_1 and c_2 are arbitrary constants. The nature of the solution depends on the nature of the roots. There are three cases to consider.

a. The Case $(R^2 - 4Mk) > 0$. In this case s_1 and s_2 are real and unequal. The general solution is

$$(2.7) \quad x = c_1 e^{s_1 t} + c_2 e^{s_2 t}$$

Both roots are negative, and (2.7) represents a disturbance that vanishes as t .

b. The Case $(R^2 - 4MK) = 0$. In this case the quadratic equation (2.5) has a double root

$$(2.8) \quad s_1 = s_2 = \frac{-R}{2M}$$

Thus $c_1 e^{\frac{-R}{2M}t}$ is the only solution obtainable from (2.5). However, the general theory of repeated roots as discussed in Chap. VI shows that there exists a second solution of the form $x = t e^{\frac{-R}{2M}t}$. The general solution is, therefore

$$(2.9) \quad x = (c_1 + c_2 t) e^{\frac{-R}{2M}t}$$

In both these cases we have the so-called aperiodic motion. As time increases, the displacement of the mass approaches zero asymptotically without oscillating about $x = 0$. This means that the effect of damping is so great that it prevents the elastic force from setting up oscillatory motions.

c. The Case $(R^2 - 4MK) < 0$. In this case, the roots s_1 and s_2 are complex conjugates. If we let

$$(2.10) \quad w_i^2 = \frac{K}{M} - \frac{R^2}{4M^2}$$

we may write the general solution in the form

$$(2.11) \quad x = c_1 e^{s_1 t} + c_2 e^{s_2 t} = e^{-\frac{R}{2M}t} (c_1 e^{i\omega_s t} + c_2 e^{-i\omega_s t})$$

By using the Euler relation, this becomes

$$(2.12) \quad x = e^{-\frac{R}{2M}t} (c'_1 \cos \omega_s t + c'_2 \sin \omega_s t)$$

where c'_1 and c'_2 are two new arbitrary constants. If we let

$$(2.13) \quad c'_1 = A \cos \omega_s \delta \quad \text{and} \quad c'_2 = A \sin \omega_s \delta$$

where A and δ are two new arbitrary constants, then (2.12) becomes

$$(2.14) \quad x = A e^{-\frac{R}{2M}t} \cos \omega_s (t - \delta)$$

The constant A is called the amplitude of the motion, and $\omega_s \delta$ is called the phase.

$$(2.15) \quad \omega_s = \sqrt{\frac{K}{M} - \frac{R^2}{4M^2}}$$

is called the angular frequency of the motion. The motion represented by (2.14) is quite different from the aperiodic motion discussed in cases a and b . In this case the damping is small compared with the elastic force, and the motion of the mass is oscillatory. The damping is not so small as to be considered negligible. The motion is one of damped harmonic oscillations. The oscillations behave like cosine waves with an angular frequency of ω_s , except that the maximum value of the displacement attained with each oscillation is not constant.

The amplitude is given by the expression $A e^{-\frac{R}{2M}t}$ and decreases exponentially as t increases.

The quantity $R/2M$ is called the *logarithmic decrement*. It indicates that the logarithm of the maximum displacement decreases at the rate $R/2M$. If there is no damping present ($R = 0$), we obtain harmonic oscillations with natural angular frequency.

$$(2.16) \quad \omega_0 = \sqrt{\frac{K}{M}}$$

The amplitude A and the phase $\omega \delta$ must be determined from the initial state of the system.

If, for example,

$$(2.17) \quad \text{at } t = 0 \quad \begin{cases} u = 0 \\ \dot{u} = u_0 \end{cases}$$

then

$$(2.18) \quad u = \frac{u_0}{\omega_s} e^{-\frac{Rt}{2M}} \sin \omega_s t$$

is the particular solution.

Forced Oscillations. If an external force $F(t)$ is impressed upon the physical system a above, the equation governing the displacement x of the mass is given by

$$(2.19) \quad M\ddot{x} + R\dot{x} + Kx = F(t)$$

From the general theory of Chap. VI, we know that the general solution of (2.19) is the superposition of the general solution of the homogeneous equation (2.4) and the particular solution of (2.19). Let the force $F(t)$ be a periodic force of the form

$$(2.20) \quad \begin{aligned} F_0 e^{j\omega t} &= F_0 \cos \omega t + jF_0 \sin \omega t \\ &= F(t) \end{aligned}$$

Accordingly, we have

$$(2.21) \quad M\ddot{x} + R\dot{x} + Kx = F_0 e^{j\omega t}$$

Since this equation is linear, we attempt to find a solution of the form

$$(2.22) \quad x = A e^{j\omega t}$$

We realize that the real part of the solution corresponds to the force function $F_0 \cos \omega t$ and the imaginary part, to the force function $F_0 \sin \omega t$. Substituting the assumed form of the solution in Eq. (2.21), we obtain

$$(2.23) \quad -M\omega^2 A + jR\omega A + KA = F_0$$

or

$$(2.24) \quad A = \frac{F_0}{(K - M\omega^2) + jR\omega}$$

The complex number

$$(2.25) \quad Z = (K - M\omega^2) + jR\omega$$

may be written in the polar form

$$(2.26) \quad Z = |Z| e^{j\theta}$$

where

$$(2.27) \quad \begin{aligned} |Z| &= \sqrt{(K - M\omega^2)^2 + R^2\omega^2} \\ \theta &= \tan^{-1} \frac{R\omega}{(K - M\omega^2)} \end{aligned}$$

We then have

$$(2.28) \quad A = \frac{F_0}{|Z|} e^{j(\omega t - \theta)}$$

Substituting this into Eq. (2.22), we have

$$(2.29) \quad x = \frac{F_0}{|Z|} e^{j(\omega t - \theta)}$$

The physical meaning of this solution is that if a force of the form $F_0 \cos \omega t$ is impressed on the vibrating system the resulting steady-state motion is given by

$$(2.30) \quad x = \frac{F_0}{|Z|} \cos (\omega t - \theta)$$

If a force $F_0 \sin \omega t$ is impressed on the system, then the steady-state response is

$$(2.31) \quad x = \frac{F_0}{|Z|} \sin (\omega t - \theta)$$

The complex number Z is called the mechanical impedance of the system. It is a generalization of the spring constant to the case of oscillatory motion.

It is convenient to introduce the quantity μ , defined by

$$(2.32) \quad \mu = \frac{1}{|Z|}$$

μ is called the distortion factor. The angle θ is the phase displacement. The solution (2.29) may be written in the form

$$(2.33) \quad x = F_0 \mu e^{j(\omega t - \theta)}$$

We see that the resulting steady-state motion is given by a function of the same type as that of the impressed force. However, it differs from it in amplitude by the factor μ and in phase by the angle θ . The solution (2.33) represents the steady-state asymptotic motion after the superimposed free vibrations which are damped have disappeared.

The general solution is of the form

$$(2.34) \quad x = A e^{-\frac{Rt}{2M}} \cos \omega_s(t - \delta) + F_0 \mu e^{j(\omega t - \theta)}$$

If the initial conditions at $t = 0$ are given, the arbitrary constants A and δ may be determined.

The Case of General Periodic External Forces. A very important case in practice is the one in which the impressed external force is

periodic of fundamental period T . That is,

$$(2.35) \quad F(t + T) = F(t)$$

In this case, we may express $F(t)$ in the complex Fourier series

$$(2.36) \quad F(t) = \sum_{n=-\infty}^{n=+\infty} c_n e^{jn\omega t} \quad \omega = \frac{2\pi}{T}$$

as explained in Chap. III.

The coefficients c_n are given by

$$(2.37) \quad c_n = \frac{1}{T} \int_0^T F(t) e^{-jn\omega t} dt$$

To determine the response in this case, we assume a solution of the form

$$(2.38) \quad x = \sum_{n=-\infty}^{n=+\infty} a_n e^{jn\omega t}$$

On substituting this assumed form of solution and equating the coefficients of the term $e^{jn\omega t}$, we obtain

$$(2.39) \quad a_n = \frac{c_n}{Z_n}$$

where

$$(2.40) \quad Z_n = (K - Mn^2\omega^2) + jRn\omega$$

This may be written in the polar form

$$(2.41) \quad Z_n = |Z_n| e^{i\theta_n}$$

where

$$(2.42) \quad |Z_n| = \sqrt{(K - Mn^2\omega^2)^2 + R^2n^2\omega^2} \quad \theta_n = \tan^{-1} \frac{Rn\omega}{(K - Mn^2\omega^2)}$$

If we write

$$(2.43) \quad \mu_n = \frac{1}{|Z_n|}$$

then we have

$$(2.44) \quad a_n = c_n \mu_n e^{-i\theta_n}$$

Substituting this into (2.38), we obtain

$$(2.45) \quad x = \sum_{n=-\infty}^{n=+\infty} c_n \mu_n e^{j(n\omega t - \theta_n)}$$

This represents the steady-state response to the general external periodic force $F(t)$. In this case, the general harmonic n is magnified

by the distortion factor μ_n . Equation (2.45) is of extreme importance in the theory of recording instruments. If the parameters M , K , and R are adjusted so that the μ_n 's are as large as possible, then the apparatus is as sensitive as possible. If for the various frequencies ($n\omega$) the μ_n 's have approximately the same value, then there is a minimum amount of distortion. The phase displacements θ_n are of secondary importance in acoustical instruments since they are imperceptible to the human ear.

Resonance Phenomena. If we study the distortion factor μ of Eq. (2.32) as a function of the frequency ω , that is, if we write

$$(2.46) \quad \mu = \frac{1}{|Z|} = \mu(\omega)$$

we notice that

$$(2.47) \quad \lim_{\omega \rightarrow \infty} \mu(\omega) = 0$$

$$(2.48) \quad \lim_{\omega \rightarrow 0} \mu(\omega) = \frac{1}{K}$$

That is, if we impress on the system a force of very high frequency, the amplitude of vibration tends to zero. If we apply a steady force, the motion is of constant magnitude F_0/K .

Between $\omega = 0$ and $\omega = \infty$ there is a value where $\mu(\omega)$ has a maximum value. If we place

$$(2.49) \quad \frac{d}{d\omega} \mu(\omega) = 0$$

we obtain

$$(2.50) \quad 2M\omega^2 = 2MK - R^2$$

If we let ω_r be the value of ω that satisfies this equation, we have

$$(2.51) \quad \omega_r = \sqrt{\frac{K}{M} - \frac{R^2}{2M^2}}$$

This value of ω_r makes $\mu(\omega)$ a maximum. If there is no friction, $R = 0$, and the above analysis fails. In this case the equation of motion is

$$(2.52) \quad M\ddot{x} + Kx = F_0 e^{i\omega t}$$

If

$$(2.53) \quad \omega = \sqrt{\frac{K}{M}} = \omega_0$$

this equation has the particular solution

$$(2.54) \quad x = \frac{F_0 t e^{j\omega t}}{2jM\omega} = \frac{F_0 t e^{j\omega t}}{2j\sqrt{KM}}$$

We then see that in this case if the impressed force coincides with the natural frequency of the system, ω_0 , then the amplitude increases without limit as t increases. If friction is present, $\mu(\omega)$ is always finite and has its maximum value when $\omega = \omega_r$. In the literature, the frequency ω_r is called the resonance frequency of the system.

3. Two Degrees of Freedom. The system considered in the above section consisted of a mass restrained to move in a linear manner, and its position at any instant was specified by the parameter x measured from the position of equilibrium.

Let us now consider the motion of the system of Fig. 3.1.

This system is analogous to the electrical circuit of Fig. 3.2.

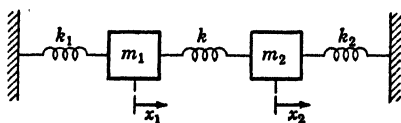


FIG. 3.1.

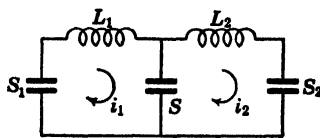


FIG. 3.2.

The state of both of these systems is determined by two quantities. These are the linear displacements of the two masses of the mechanical system (x_1, x_2) or the mesh-charges of the electrical system (q_1, q_2). We speak of a system whose motion and position are characterized by two independent quantities as a system having two degrees of freedom. If the position and motion of a system are characterized by n independent quantities, then the system is said to be one of n degrees of freedom.

The equations of motion of the systems of Figs. 3.1 and 3.2 may be obtained by d'Alembert's principle in the mechanical case or Kirchhoff's laws for the electrical case. We may pass from one system to the other one by means of the table of analogues of Sec. 2. It is usually simpler to write Kirchhoff's laws for the system and then translate the electrical quantities to mechanical ones.

Writing Kirchhoff's law for the fall of potential in the two meshes of the circuit, we have

$$(3.1) \quad \begin{cases} L_1 \ddot{q}_1 + S_1 q_1 + S(q_1 - q_2) = 0 \\ L_2 \ddot{q}_2 + S_2 q_2 + S(q_2 - q_1) = 0 \end{cases}$$

Translated to mechanical quantities, we have

$$(3.2) \quad \begin{cases} M_1\ddot{x}_1 + K_1x_1 + K(x_1 - x_2) = 0 \\ M_2\ddot{x}_2 + K_2x_2 + K(x_2 - x_1) = 0 \end{cases}$$

These equations are linear and homogeneous of the second order of the type discussed in Chap. VI. Their solutions are of the exponential type. To solve them, let us place

$$(3.3) \quad \begin{cases} x_1 = A_1e^{\alpha t} \\ x_2 = A_2e^{\alpha t} \end{cases}$$

where A_1 , A_2 , and α may be real or complex.

Substituting this into (3.2) and dividing out the factor $e^{\alpha t}$, we obtain

$$(3.4) \quad \begin{cases} A_1(M_1\alpha^2 + K_1 + K) - A_2K = 0 \\ -A_1K + A_2(M_2\alpha^2 + K_2 + K) = 0 \end{cases}$$

These are two homogeneous linear equations of the type discussed in Chap. IV. This system of equations has a solution other than the trivial one $A_1 = A_2 = 0$, if

$$(3.5) \quad \Delta(\alpha) = \begin{vmatrix} (M_1\alpha^2 + K_1 + K) & -K \\ -K & (M_2\alpha^2 + K_2 + K) \end{vmatrix} = 0$$

Expanding the determinant, we have

$$(3.6) \quad \Delta(\alpha) = (M_1\alpha^2 + K_1 + K)(M_2\alpha^2 + K_2 + K) - K^2 = 0$$

This is called the characteristic equation of the system. This equation may be written in the form

$$(3.7) \quad \left(\alpha^2 + \frac{K_1 + K}{M_1}\right)\left(\alpha^2 + \frac{K_2 + K}{M_2}\right) - \frac{K^2}{M_1M_2} = 0$$

It is convenient to introduce the notation

$$(3.8) \quad \begin{aligned} \omega_{11}^2 &= \frac{K_1 + K}{M_1}, & \omega_{22}^2 &= \frac{K_2 + K}{M_2} \\ \omega_{12}^2 &= \frac{K}{M_1M_2} \end{aligned}$$

We may then write the characteristic equation in the form

$$(3.9) \quad (\alpha^2 + \omega_{11}^2)(\alpha^2 + \omega_{22}^2) - \omega_{12}^2 = 0$$

or

$$(3.10) \quad \alpha^4 + \alpha^2(\omega_{11}^2 + \omega_{22}^2) + (\omega_{11}^2\omega_{22}^2 - \omega_{12}^2) = 0$$

We therefore have

$$(3.11) \quad \alpha^2 = -\frac{1}{2}(\omega_{11}^2 + \omega_{22}^2) \pm \frac{1}{2}\sqrt{(\omega_{11}^2 - \omega_{22}^2)^2 + 4\omega_{12}^4}$$

The expression under the radical is positive, and the absolute value of the second term is less than that of the first term. Hence α^2 is real and negative. Accordingly, let us write

$$(3.12) \quad \alpha^2 = -\omega^2 \quad \text{or} \quad \alpha = \pm j\omega$$

Hence

$$(3.13) \quad \omega^2 = \left(\frac{\omega_{11}^2 + \omega_{22}^2}{2}\right) \pm \frac{1}{2}\sqrt{(\omega_{11}^2 - \omega_{22}^2)^2 + 4\omega_{12}^4}$$

Equation (3.13) gives two values for ω^2 ; let us call them ω_1 and ω_2 . From (3.12) we obtain *four* values for α , $j\omega_1$, $-j\omega_1$, $j\omega_2$, and $-j\omega_2$. We find from our original assumption (3.3) that the solutions for x_1 and x_2 are of an exponential form, we obtained *four* values of α . The general solution may be written in the form

$$(3.14) \quad \begin{cases} x_1 = A_{11}e^{j\omega_1 t} + \bar{A}_{11}e^{-j\omega_1 t} + A_{12}e^{j\omega_2 t} + \bar{A}_{12}e^{-j\omega_2 t} \\ x_2 = A_{21}e^{j\omega_1 t} + \bar{A}_{21}e^{-j\omega_1 t} + A_{22}e^{j\omega_2 t} + \bar{A}_{22}e^{-j\omega_2 t} \end{cases}$$

Since x_1 and x_2 are real, \bar{A}_{11} must be the conjugate of A_{11} and similarly for A_{12} and \bar{A}_{12} , etc. If we write

$$(3.15) \quad \begin{cases} A_{11} = \frac{c_{11}e^{j\theta_1}}{2}, & \bar{A}_{11} = \frac{c_{11}e^{-j\theta_1}}{2} \\ A_{12} = \frac{c_{12}e^{j\theta_2}}{2}, & \bar{A}_{12} = \frac{c_{12}e^{-j\theta_2}}{2} \\ A_{21} = \frac{c_{21}e^{j\theta_1}}{2}, & \bar{A}_{21} = \frac{c_{21}e^{-j\theta_1}}{2} \\ A_{22} = \frac{c_{22}e^{j\theta_2}}{2}, & \bar{A}_{22} = \frac{c_{22}e^{-j\theta_2}}{2} \end{cases}$$

where c_{11} , c_{12} , c_{21} , c_{22} , θ_1 , and θ_2 are new arbitrary constants. We may then write the solution in the form

$$(3.16) \quad \begin{cases} x_1 = c_{11} \cos(\omega_1 t + \theta_1) + c_{12} \cos(\omega_2 t + \theta_2) \\ x_2 = c_{21} \cos(\omega_1 t + \theta_1) + c_{22} \cos(\omega_2 t + \theta_2) \end{cases}$$

The ratios c_{11}/c_{21} and c_{12}/c_{22} are determined by Eqs. (3.4), since for each value of α the ratios of the quantities A_{11}/A_{21} and A_{12}/A_{22} are determined by these equations. It appears that in Eqs. (3.16) there are *four independent* arbitrary constants. We may take them to be c_{11} , c_{12} , θ_1 , and θ_2 . Equation (3.16) shows that the most general

solution of the system is made up of the superposition of two pure harmonic oscillations. In each of these oscillations the two masses oscillate with the same frequency and in the same phase. The amplitudes of oscillation are in a definite ratio given by Eqs. (3.4).

The pure harmonic oscillations are called the *principal oscillations* or the *principal modes of oscillation* of the system.

Special Case ($M_1 = M_2 = M$), ($K_1 = K_2 = K_0$). A very interesting and illuminating special case of the above general theory occurs when the two masses of the system are equal, that is,

$$(3.17) \quad M_1 = M_2 = M$$

and

$$(3.18) \quad K_1 = K_2 = K_0$$

This is a very symmetric case. Rather than to apply the above general theory, it is more convenient to begin with the differential equations of the system. The general equations (3.2) reduce in this case to

$$(3.19) \quad \begin{cases} M\ddot{x}_1 + (K_0 + K)x_1 - Kx_2 = 0 \\ M\ddot{x}_2 + (K_0 + K)x_2 - Kx_1 = 0 \end{cases}$$

If we add the two equations, we have

$$(3.20) \quad M(\ddot{x}_1 + \ddot{x}_2) + K_0(\ddot{x}_1 + \ddot{x}_2) = 0$$

Let us introduce the new coordinate y_1 defined by

$$(3.21) \quad y_1 = (x_1 + x_2)$$

We then have

$$(3.22) \quad M\ddot{y}_1 + K_0y_1 = 0$$

Hence the coordinate y_1 performs simple harmonic oscillations of the form

$$(3.23) \quad y_1 = A_1 \sin \omega_1 t + B_1 \cos \omega_1 t$$

where

$$(3.24) \quad \omega_1 = \sqrt{\frac{K_0}{M}}$$

This represents a motion where the two masses swing to the left and right with equal amplitudes in such a manner that the coupling spring is not stressed. If we now subtract the second equation from the first one and let

$$(3.25) \quad y_2 = (x_1 - x_2)$$

we obtain

$$(3.26) \quad M\ddot{y}_2 + (K_0 + 2K)y_2 = 0$$

This equation has a solution

$$(3.27) \quad y_2 = A_2 \sin \omega_2 t + B_2 \cos \omega_2 t$$

where

$$(3.28) \quad \omega_2 = \sqrt{\frac{K_0 + 2K}{M}}$$

This case represents the one in which the two masses move in opposite directions with the same amplitude. We may write the transformation from the x coordinates to the y coordinates in the matrix form

$$(3.29) \quad \begin{Bmatrix} y_1 \\ y_2 \end{Bmatrix} = \begin{bmatrix} 1 & 1 \\ 1 & -1 \end{bmatrix} \begin{Bmatrix} x_1 \\ x_2 \end{Bmatrix}$$

and also

$$(3.30) \quad \begin{Bmatrix} x_1 \\ x_2 \end{Bmatrix} = \begin{bmatrix} 1 & 1 \\ 1 & -1 \end{bmatrix}^{-1} \begin{Bmatrix} y_1 \\ y_2 \end{Bmatrix} = \frac{1}{2} \begin{bmatrix} 1 & 1 \\ 1 & -1 \end{bmatrix} \begin{Bmatrix} y_1 \\ y_2 \end{Bmatrix}$$

In this very simple case, we see that by a linear transformation of the coordinates (x_1, x_2) to the coordinates (y_1, y_2) we have effected a separation of the variables so that the motions of the y_1 and y_2 coordinates are uncoupled.

These new coordinates y_1 and y_2 are called *normal coordinates*. They will be considered in greater detail in a later section.

The general solution of the system may be written in the form

$$(3.31) \quad \begin{cases} x_1 = \frac{1}{2}(A_1 \sin \omega_1 t + B_1 \cos \omega_1 t + A_2 \sin \omega_2 t + B_2 \cos \omega_2 t) \\ x_2 = \frac{1}{2}(A_1 \sin \omega_1 t + B_1 \cos \omega_1 t - A_2 \sin \omega_2 t - B_2 \cos \omega_2 t) \end{cases}$$

Let us suppose that the motion begins in such a manner, that

$$(3.32) \quad \text{at } t = 0 \quad \begin{cases} x_1 = x_0 \\ x_2 = 0 \\ \dot{x}_1 = 0 \\ \dot{x}_2 = 0 \end{cases}$$

That is, the system is initially at rest, but at $t = 0$ the mass 1 is displaced a distance x_0 . In this case, the general solution (3.31) reduces to

$$(3.33) \quad \begin{cases} x_1 = \frac{x_0}{2} (\cos \omega_1 t + \cos \omega_2 t) \\ x_2 = \frac{x_0}{2} (\cos \omega_1 t - \cos \omega_2 t) \end{cases}$$

This solution may also be written in the form

$$(3.34) \quad \begin{cases} x_1 = x_0 \cos\left(\frac{\omega_1 + \omega_2}{2}\right)t \cos\left(\frac{\omega_1 - \omega_2}{2}\right)t \\ x_2 = x_0 \sin\left(\frac{\omega_1 + \omega_2}{2}\right)t \sin\left(\frac{\omega_1 - \omega_2}{2}\right)t \end{cases}$$

If the coupling spring k is weak, then k is small and we may write

$$(3.35) \quad \omega_2 = \omega_1 + 2\delta$$

where δ is small compared with ω_1 and we have

$$(3.36) \quad \begin{cases} (\omega_1 + \omega_2) = 2\omega_1 \\ (\omega_2 - \omega_1) = 2\delta \end{cases}$$

We may then write (3.34) in the form

$$(3.37) \quad \begin{cases} x_1 = x_0 \cos(\omega_1 t) \cos(\delta t) \\ x_2 = -x_0 \sin(\omega_1 t) \sin(\delta t) \end{cases}$$

The motions of the two masses in this case execute a phenomenon called "beats." Each mass executes a rapid vibration of angular frequency ω_1 with an amplitude that changes slowly with an angular frequency of δ . The two masses move in opposite phases so that the amplitude of vibration reaches its maximum when the other is at rest.

4. Lagrange's Equations. In this section a simple exposition of Lagrange's equations for conservative systems will be given. For a more complete and detailed treatment, the reader is referred to the standard treatises on mechanics.

Let us consider the simple mass and spring system of Fig. 4.1.

x is a linear coordinate measured from the position of equilibrium of the mass. If the mass is moving with a velocity $v = \dot{x}$, its kinetic energy T is given by

$$(4.1) \quad T = \frac{1}{2}Mv^2 = \frac{1}{2}M(\dot{x})^2$$

When the spring is stretched a distance x from its position of equilibrium, then the elastic or potential energy stored in the spring is

$$(4.2) \quad V = \int_0^x F dx = \int_0^x Kx dx = \frac{Kx^2}{2}$$

By Newton's second law of motion, the differential equation governing the motion of the mass is

$$(4.3) \quad Ma = -F$$

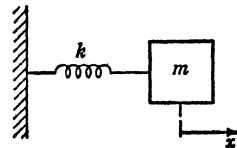


FIG. 4.1.

where $a = \dot{v}$ is the acceleration of the mass and F is the restoring force of the spring. The minus sign is introduced because the restoring force F acts in the opposite direction from x , since x is measured from the position of equilibrium. We may also write the equation (4.3) in the more fundamental form

$$(4.4) \quad \frac{d}{dt}(Mv) = -F$$

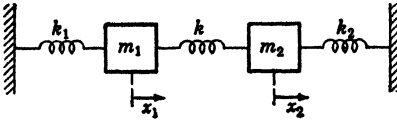
If we differentiate the kinetic energy T of (4.1) with respect to $v = \dot{x}$, we obtain

$$(4.5) \quad \frac{\partial}{\partial \dot{x}} T = \frac{\partial}{\partial \dot{x}} \frac{1}{2} M(\dot{x})^2 = M\dot{x} = Mv$$

If we differentiate the potential energy V of (4.2) with respect to x , we have

$$(4.6) \quad \frac{\partial V}{\partial x} = \frac{\partial}{\partial x} \left(\frac{Kx^2}{2} \right) = Kx = F$$

Hence in terms of the energy functions, the equation of motion may be written in the form



$$(4.7) \quad \frac{d}{dt} \left(\frac{\partial T}{\partial \dot{x}} \right) + \frac{\partial V}{\partial x} = 0$$

This form of the equation of motion is called Lagrange's equation of motion and is simply a convenient way of writing Newton's second law of motion.

Let us now consider the system of Fig. (4.2).

This is the system analyzed in Sec. 3. In this case the kinetic energy is given by

$$(4.8) \quad T = \frac{1}{2} M_1 \dot{x}_1^2 + \frac{1}{2} M_2 \dot{x}_2^2$$

The potential energy stored in the springs V is

$$(4.9) \quad V = \frac{1}{2} K_1 x_1^2 + \frac{1}{2} K(x_1 - x_2)^2 + \frac{1}{2} K_2 x_2^2$$

In this case the kinetic and potential energies are quadratic functions of the linear displacements x_1 and x_2 . In this case, if we form the partial derivative

$$(4.10) \quad \frac{\partial T}{\partial \dot{x}_1} = M_1 \dot{x}_1 = M_1 v_1$$

we obtain the momentum of the first mass.

The derivative

$$(4.11) \quad \frac{\partial V}{\partial x_1} = K_1 x_1 + K(x_1 - x_2)$$

is exactly the restoring force acting on the mass M_1 . We thus see that the first of the equations (3.2) may be written in the form

$$(4.12) \quad \frac{d}{dt} \left(\frac{\partial T}{\partial \dot{x}_1} \right) + \frac{\partial V}{\partial x_1} = 0$$

In the same manner the second equation of motion may be written in the form

$$(4.13) \quad \frac{d}{dt} \left(\frac{\partial T}{\partial \dot{x}_2} \right) + \frac{\partial V}{\partial x_2} = 0$$

In this case the motion of the system is given by the two Lagrange equations (4.12) and (4.13).

The importance of Lagrange's equations is that they hold in any sort of coordinates not merely the linear coordinates which we have used above. For example, in the symmetric case of Sec. 3 the kinetic and potential energies are given by

$$(4.14) \quad \begin{cases} T = \frac{1}{2}M(\dot{x}_1^2 + \dot{x}_2^2) \\ V = \frac{1}{2}K_0(x_1^2 + x_2^2) + \frac{1}{2}K(x_1 - x_2)^2 \end{cases}$$

We saw that the analysis was vastly simplified by introducing the new coordinates y_1 and y_2 by the linear transformation

$$(4.15) \quad \begin{cases} y_1 = x_1 + x_2 \\ y_2 = x_1 - x_2 \end{cases}$$

or

$$(4.16) \quad \begin{cases} x_1 = \frac{1}{2}(y_1 + y_2) \\ x_2 = \frac{1}{2}(y_1 - y_2) \end{cases}$$

In terms of these new coordinates, the kinetic and potential energies become

$$(4.17) \quad \begin{cases} T = \frac{1}{4}M(\dot{y}_1^2 + \dot{y}_2^2) \\ V = \frac{1}{4}K_0(y_1^2 + y_2^2) + \frac{1}{2}Ky_2^2 \end{cases}$$

It was *asserted* that Lagrange's equations would hold in the y_1 and y_2 coordinates. We therefore have

$$(4.18) \quad \frac{d}{dt} \left(\frac{\partial T}{\partial \dot{y}_1} \right) + \frac{\partial V}{\partial y_1} = 0$$

or

$$(4.19) \quad \frac{M}{2} \ddot{y}_1 + \frac{K_0}{2} y_1 = 0$$

and

$$(4.20) \quad \frac{d}{dt} \left(\frac{\partial T}{\partial \dot{y}_2} \right) + \frac{\partial V}{\partial y_2} = 0$$

or

$$(4.21) \quad \frac{M}{2} \ddot{y}_2 + \frac{1}{2} K_0 y_2 + K y_2 = 0$$

Hence the equations of motion are

$$(4.22) \quad M \ddot{y}_1 + K_0 y_1 = 0$$

and

$$(4.23) \quad M \ddot{y}_2 + (K_0 + 2K) y_2 = 0$$

These were the equations of motion of the symmetric system obtained directly.

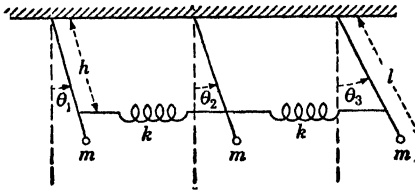


FIG. 4.3.

In this simple example we see that the introduction of the two new coordinates y_1 and y_2 reduce the potential and kinetic energy expressions to sums of squares. This is a general property of *normal coordinates*. Each normal

coordinate executes simple harmonic oscillations independently of the others.

As another example, let us consider the motion of three pendulums of equal masses M and length l connected by springs at a distance h from the suspension points $A, B,$ and C as shown in Fig. 4.3.

The masses of the springs and the bars of the pendulums are assumed so small that they can be neglected. The motion of the pendulums may be expressed in terms of the angles $\theta_1, \theta_2,$ and θ_3 of the pendulums measured from the vertical in a clockwise direction. The kinetic energy of the system is

$$(4.24) \quad T = \frac{1}{2} M l^2 (\dot{\theta}_1^2 + \dot{\theta}_2^2)$$

The potential energy of the system consists of two parts: the energy due to the gravitational force and the strain energy of the springs. If we limit ourselves to a consideration of small oscillations, then $\theta_1, \theta_2,$ and θ_3 are small quantities. The energy due to gravity is

$$(4.25) \quad V_g = Mgl(1 - \cos \theta_1) + Mgl(1 - \cos \theta_2) + Mgl(1 - \cos \theta_3) \\ \doteq \frac{1}{2} Mgl(\theta_1^2 + \theta_2^2 + \theta_3^2)$$

For small oscillations the springs may be assumed to remain always horizontal.

The elongation of the springs is then given by

$$(4.26) \quad h(\sin \theta_2 - \sin \theta_1) \doteq h(\theta_2 - \theta_1)$$

and

$$h(\sin \theta_3 - \sin \theta_2) = h(\theta_3 - \theta_2)$$

respectively.

The strain energy of the springs is accordingly

$$(4.27) \quad V_s = \frac{K}{2} h^2 [(\theta_2 - \theta_1)^2 + (\theta_3 - \theta_2)^2]$$

The total potential energy of the system is

$$(4.28) \quad V = \frac{1}{2} Mgl(\theta_1^2 + \theta_2^2 + \theta_3^2) + \frac{Kh^2}{2} [(\theta_2 - \theta_1)^2 + (\theta_3 - \theta_2)^2]$$

This mechanical system is analogous to the electrical circuit of Fig. 4.4.

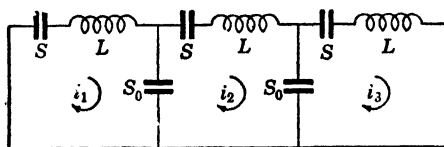


FIG. 4.4.

The magnetic energy of the electrical circuit is

$$(4.29) \quad T_M = \frac{1}{2} L(q_1^2 + q_2^2 + q_3^2)$$

Where $\dot{q}_r = i_r$, the mesh currents of the system and the electric energy of the system are

$$(4.30) \quad V_E = \frac{1}{2} S(q_1^2 + q_2^2 + q_3^2) + \frac{1}{2} S_0(q_2 - q_1)^2 + \frac{1}{2} S_0(q_3 - q_2)^2$$

These expressions are completely analogous to the kinetic and potential energies of the mechanical system. In this case we have

$$(4.31) \quad \begin{cases} Mgl \rightarrow S, & Kh^2 \rightarrow S_0 \\ l^2 M \rightarrow L, & \theta_r \rightarrow q_r \end{cases}$$

for the analogous electrical and mechanical quantities. The currents are analogous to the angular velocities of the pendulums. In this case, there are three Lagrangian equations of motion of the system.

$$(4.32) \quad \frac{d}{dt} \left(\frac{\partial T}{\partial \dot{\theta}_r} \right) + \frac{\partial V}{\partial \theta_r} = 0 \quad r = 1, 2, 3$$

Performing the differentiation, we obtain

$$(4.33) \quad \begin{cases} l^2 M \ddot{\theta}_1 + Mgl\theta_1 + Kh^2(\theta_1 - \theta_2) = 0 \\ l^2 M \ddot{\theta}_2 + Mgl\theta_2 + Kh^2(\theta_2 - \theta_1) + Kh^2(\theta_2 - \theta_3) = 0 \\ l^2 M \ddot{\theta}_3 + Mgl\theta_3 + Kh^2(\theta_3 - \theta_2) = 0 \end{cases}$$

We may find the normal coordinates in this case rather simply. If we add the three equations, we obtain

$$(4.34) \quad l^2 M(\ddot{\theta}_1 + \ddot{\theta}_2 + \ddot{\theta}_3) + Mgl(\theta_1 + \theta_2 + \theta_3) = 0$$

If we let

$$(4.35) \quad y_1 = (\theta_1 + \theta_2 + \theta_3)$$

equation (4.34) becomes

$$(4.36) \quad \dot{y} + \frac{g}{l} y_1 = 0$$

The solution of this equation is

$$(4.37) \quad y_1 = A_1 \sin \sqrt{\frac{g}{l}} t + \beta_1 \cos \sqrt{\frac{g}{l}} t$$

and represents an oscillation of all three pendulums in synchronism with an angular frequency of

$$(4.38) \quad \omega_1 = \sqrt{\frac{g}{l}}$$

If we subtract the last equation (4.33) from the first one and let

$$(4.39) \quad y_2 = (\theta_1 - \theta_3)$$

we obtain

$$(4.40) \quad Ml^2 \ddot{y}_2 + (Mgl + Kh^2)y_2 = 0$$

The solution of this equation is

$$(4.41) \quad y_2 = A_2 \sin \omega_2 t + B_2 \cos \omega_2 t$$

where

$$(4.42) \quad \omega_2 = \sqrt{\frac{g}{l} + \frac{Kh^2}{Ml^2}}$$

If we now add the first and last equations (4.33) and subtract twice the second equation and let

$$(4.43) \quad y_3 = (\theta_1 - 2\theta_2 + \theta_3)$$

we obtain

$$(4.44) \quad Ml^2\ddot{y}_3 + (Mgl + 3Kh^2)y_3 = 0$$

This equation has the solution

$$(4.45) \quad y_3 = A_3 \sin \omega_3 t + B_3 \cos \omega_3 t$$

where

$$(4.46) \quad \omega_3 = \sqrt{\frac{Mgl + 3Kh^2}{Ml_2}}$$

We have thus succeeded in obtaining the three normal coordinates y_1 , y_2 , and y_3 . The three angular frequencies of the system are ω_1 , ω_2 , and ω_3 . If we know the initial displacement and angular velocities of the pendulums, we may determine the six arbitrary constants A_r , B_r , $r = 1, 2, 3$. Then the θ_r coordinates are given by

$$(4.47) \quad \begin{cases} \theta_1 = \frac{y_1}{3} + \frac{y_2}{3} + \frac{y_3}{6} \\ \theta_2 = \frac{y_1}{3} - \frac{y_3}{3} \\ \theta_3 = \frac{y_1}{3} - \frac{y_2}{2} + \frac{y_3}{6} \end{cases}$$

These equations are obtained by solving the θ_r coordinates in terms of the y_r coordinates. It may be shown that the kinetic and potential energies (4.25) and (4.29) are reduced to sums of squares in the y_r coordinates.

5. Proof of Lagrange's Equations. In the last section we considered a method of writing the equation of motion of oscillating systems in terms of the expressions for the kinetic and potential energy of the system. We saw that the state of motion of the system could be expressed in terms of different parameters or coordinates.

In this section a proof of Lagrange's equations will be given for a particle, the proof may be easily generalized to a system of particles and to rigid bodies.

Let us consider a particle of mass m . According to Newton's second law, the equations of free motion of this particle referred to a set of rectangular coordinates are given by

$$(5.1) \quad M\ddot{x} = F_x, \quad M\ddot{y} = F_y, \quad M\ddot{z} = F_z$$

where (F_x, F_y, F_z) represent the components of the effective force acting on the particle in the x , y , and z directions. Suppose we desire to express these equations of motion in terms of another set of coordi-

nates (q_1, q_2, q_3) related functionally to the rectangular coordinates (x, y, z) . We may then express the coordinates (x, y, z) in terms of the coordinates (q_1, q_2, q_3) by

$$(5.2) \quad \begin{cases} x = F_1(q_1, q_2, q_3), & y = F_2(q_1, q_2, q_3) \\ z = F_3(q_1, q_2, q_3) \end{cases}$$

With this notation, on differentiation with respect to time, the expression for the component velocities of the particle $(\dot{x}, \dot{y}, \dot{z})$ may be expressed in the form

$$(5.3) \quad \begin{cases} \dot{x} = \frac{\partial x}{\partial q_1} \dot{q}_1 + \frac{\partial x}{\partial q_2} \dot{q}_2 + \frac{\partial x}{\partial q_3} \dot{q}_3 \\ \dot{y} = \frac{\partial y}{\partial q_1} \dot{q}_1 + \frac{\partial y}{\partial q_2} \dot{q}_2 + \frac{\partial y}{\partial q_3} \dot{q}_3 \\ \dot{z} = \frac{\partial z}{\partial q_1} \dot{q}_1 + \frac{\partial z}{\partial q_2} \dot{q}_2 + \frac{\partial z}{\partial q_3} \dot{q}_3 \end{cases}$$

where in general $\dot{x}, \dot{y}, \dot{z}$ are explicit functions of $(q_1, q_2, q_3, \dot{q}_1, \dot{q}_2, \dot{q}_3)$.

Now since

$$(5.4) \quad x = F_1(q_1, q_2, q_3)$$

then

$$(5.5) \quad \frac{\partial x}{\partial q_1} = \phi_1(q_1, q_2, q_3)$$

Hence

$$(5.6) \quad \begin{aligned} \frac{d}{dt} \left(\frac{\partial x}{\partial q_1} \right) &= \frac{\partial \phi_1}{\partial q_1} \dot{q}_1 + \frac{\partial \phi_1}{\partial q_2} \dot{q}_2 + \frac{\partial \phi_1}{\partial q_3} \dot{q}_3 \\ &= \frac{\partial^2 x}{\partial q_1^2} \dot{q}_1 + \frac{\partial^2 x}{\partial q_2 \partial q_1} \dot{q}_2 + \frac{\partial^2 x}{\partial q_3 \partial q_1} \dot{q}_3 \end{aligned}$$

Differentiating the first equation (5.3) with respect to q_1 we obtain

$$(5.7) \quad \frac{\partial \dot{x}}{\partial q_1} = \frac{\partial^2 x}{\partial q_1^2} \dot{q}_1 + \frac{\partial^2 x}{\partial q_1 \partial q_2} \dot{q}_2 + \frac{\partial^2 x}{\partial q_1 \partial q_3} \dot{q}_3$$

If we now compare (5.6) and (5.7), we obtain

$$(5.8) \quad \frac{d}{dt} \left(\frac{\partial x}{\partial q_1} \right) = \frac{\partial \dot{x}}{\partial q_1}$$

with similar relations for y and z .

It is also evident by differentiating the first equation (5.3) with respect to \dot{q}_1 that

$$(5.9) \quad \frac{\partial \dot{x}}{\partial \dot{q}_1} = \frac{\partial x}{\partial q_1}$$

with similar relations for y and z .

Let us now assume that we hold the coordinates q_2 and q_3 fixed and give the coordinate q_1 an infinitesimal increment δq_1 . If δx , δy , and δz are the increments that this produced in x , y , and z , then if we let δW_1 be the work done by the effective forces when the particle undergoes this infinitesimal increment, we have

$$(5.10) \quad \begin{aligned} \delta W_1 &= F_x \delta x + F_y \delta y + F_z \delta z \\ &= M(\ddot{x} \delta x + \ddot{y} \delta y + \ddot{z} \delta z) \end{aligned}$$

as a consequence of Eqs. (5.1).

We also have

$$(5.11) \quad \delta x = \frac{\delta x}{\delta q_1} \delta q_1, \quad \delta y = \frac{\delta y}{\delta q_1} \delta q_1, \quad \delta z = \frac{\delta z}{\delta q_1} \delta q_1$$

Hence we may write (5.10) in the form

$$(5.12) \quad \delta W_1 = M \left(\ddot{x} \frac{\partial x}{\partial q_1} + \ddot{y} \frac{\partial y}{\partial q_1} + \ddot{z} \frac{\partial z}{\partial q_1} \right) \delta q_1$$

The rule for the differentiation of a product yields

$$(5.13) \quad \frac{d}{dt} \left(\dot{x} \frac{\partial x}{\partial q_1} \right) = \ddot{x} \frac{\partial x}{\partial q_1} + \dot{x} \frac{d}{dt} \left(\frac{\partial x}{\partial q_1} \right)$$

or

$$(5.14) \quad \ddot{x} \frac{\partial x}{\partial q_1} = \frac{d}{dt} \left(\dot{x} \frac{\partial x}{\partial q_1} \right) - \dot{x} \frac{d}{dt} \left(\frac{\partial x}{\partial q_1} \right)$$

If we substitute the values of $\frac{\partial x}{\partial q_1}$ and $\frac{d}{dt} \left(\frac{\partial x}{\partial q_1} \right)$ given by (5.9) and (5.8), we obtain

$$(5.15) \quad \begin{aligned} \ddot{x} \frac{\partial x}{\partial q_1} &= \frac{d}{dt} \left(\dot{x} \frac{\partial \dot{x}}{\partial \dot{q}_1} \right) - \dot{x} \frac{\partial \dot{x}}{\partial q_1} \\ &= \frac{d}{dt} \frac{\partial}{\partial \dot{q}_1} \left(\frac{\dot{x}^2}{2} \right) - \frac{\partial}{\partial q_1} \left(\frac{\dot{x}^2}{2} \right) \end{aligned}$$

and similar relations for y and z . However, the kinetic energy of the particle is given by

$$(5.16) \quad T = \frac{M}{2} (\dot{x}^2 + \dot{y}^2 + \dot{z}^2)$$

Hence as a consequence of (5.15) and (5.16) the expression (5.12) may be written in the form

$$(5.17) \quad \delta W_1 = \left(\frac{d}{dt} \frac{\partial T}{\partial \dot{q}_1} - \frac{\partial T}{\partial q_1} \right) \delta q_1$$

Now if $Q_1 \delta q_1$ is the work done in the specified displacement of the particle, then it is convenient to regard Q_1 as a sort of generalized force. We may write

$$(5.18) \quad W_1 = Q_1 \delta q_1$$

and we have

$$(5.19) \quad \frac{d}{dt} \left(\frac{\partial T}{\partial \dot{q}_1} \right) - \frac{\partial T}{\partial q_1} = Q_1$$

By the same reasoning, if q_1 and q_3 had been held constant and q_2 given an increment δq_2 , we obtain the equation

$$(5.20) \quad \frac{d}{dt} \left(\frac{\partial T}{\partial \dot{q}_2} \right) - \frac{\partial T}{\partial q_2} = Q_2$$

and in the same manner, holding q_1 and q_2 constant and giving q_3 an increment δq_3 , we obtain

$$(5.21) \quad \frac{d}{dt} \left(\frac{\partial T}{\partial \dot{q}_3} \right) - \frac{\partial T}{\partial q_3} = Q_3$$

We see that there are as many equations as there are degrees of freedom. The Q_r quantities are called generalized forces. The q_r quantities are the generalized coordinates.

Conservative Systems. If there is no loss of energy in the dynamical system under consideration, the generalized forces may be derived from the potential energy of the system V in the form

$$(5.22) \quad Q_1 = - \frac{\partial V}{\partial q_1}, \quad Q_2 = - \frac{\partial V}{\partial q_2}, \quad Q_3 = - \frac{\partial V}{\partial q_3}$$

In this case the free motion of the particle is given by the three Lagrangian equations

$$(5.23) \quad \frac{d}{dt} \left(\frac{\partial T}{\partial \dot{q}_r} \right) - \frac{\partial T}{\partial q_r} + \frac{\partial V}{\partial q_r} = 0 \quad r = 1, 2, 3$$

By an extension of the above argument, it may be shown that in the case of a conservative system having n degrees of freedom its Lagrangian equations are of the form (5.23). In this case there are n generalized coordinates (q_1, q_2, \dots, q_n) and there are n equations.

We notice that in the simple examples of Lagrange's equations discussed in Sec. 4 we had

$$(5.24) \quad \frac{\partial T}{\partial q_r} = 0 \quad r = 1, 2, \dots, n$$

The reason for this was that the kinetic energy in the systems discussed in that section was not a function of the coordinates but only of the velocities of the system. As an example of a system where the kinetic energy is a function of the generalized coordinates q_r as well as the generalized velocities \dot{q}_r , consider the two dimensional motion of a particle in the xy plane as shown in Fig. (5.1).

In this case we have

$$(5.25) \quad T = \frac{1}{2}M(\dot{x}^2 + \dot{y}^2)$$

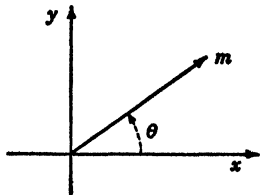


FIG. 5.1.

Let us assume that the particle is attracted to the origin by a force proportional to the distance so that the particle has a radial force F_r , directed toward the origin given by

$$(5.26) \quad F_r = Kr$$

In this case the potential energy is given by

$$(5.27) \quad V = \frac{Kr^2}{2}$$

To describe the motion of the particle it is convenient to use the polar coordinates r_1 and θ_1 as the generalized coordinates. These coordinates are related to the Cartesian coordinates x_1 and y_1 by the equations

$$(5.28) \quad x = r \cos \theta, \quad y = r \sin \theta$$

In terms of these coordinates, the kinetic energy becomes

$$(5.29) \quad T = \frac{M}{2}(\dot{r}^2 + r^2\dot{\theta}^2)$$

The Lagrangian equations of motion are

$$(5.30) \quad \frac{d}{dt} \left(\frac{\partial T}{\partial \dot{r}} \right) - \frac{\partial T}{\partial r} + \frac{\partial V}{\partial r} = 0$$

or

$$(5.31) \quad M\ddot{r} - Mr\dot{\theta}^2 + Kr = 0$$

and

$$(5.32) \quad \frac{d}{dt} \left(\frac{\partial T}{\partial \dot{\theta}} \right) - \frac{\partial T}{\partial \theta} + \frac{\partial V}{\partial \theta} = 0$$

or

$$(5.33) \quad \frac{d}{dt} (Mr^2\dot{\theta}) = 0$$

The set of equations (6.1) may then be written in the convenient form

$$(6.5) \quad [M]\{\dot{q}\} + [K]\{q\} = \{0\}$$

The coefficients M_{rs} and K_{rs} have the important property that

$$(6.6) \quad K_{rs} = K_{sr} \quad M_{rs} = M_{sr}$$

Hence the matrices $[M]$ and $[K]$ are symmetric. The kinetic and potential energies of the system may be written in the convenient matrix form

$$(6.7) \quad T = \frac{1}{2}\{\dot{q}\}'[M]\{\dot{q}\}, \quad V = \frac{1}{2}\{q\}'[K]\{q\}$$

where $\{\dot{q}\}'$ and $\{q\}'$ are the transposed matrices of the column matrices $\{\dot{q}\}$ and $\{q\}$ and are hence row matrices. This is the notation used in Chap. IV.

Let us consider solutions of Eq. (6.5) corresponding to pure harmonic motion of the form

$$(6.8) \quad \{q\} = \{A\} \sin(\omega t + \theta)$$

where $\{A\}$ is a column matrix of amplitude constants, ω is the angular frequency of the oscillation, and θ is an arbitrary phase angle. Substituting this into Eq. (6.5), we obtain

$$(6.9) \quad ([K] - \omega^2[M])\{A\} = \{0\}$$

This represents a set of homogeneous algebraic equations in the arbitrary amplitude constants $\{A\}$.

It is convenient to premultiply both sides of Eq. (6.9) by $[K]^{-1}$, the inverse of K . We then obtain

$$(6.10) \quad (I - \omega^2[K]^{-1}[M])\{A\} = \{0\}$$

where I is the unit matrix of the n th order. The matrix $[K]^{-1}[M]$ is usually called the *dynamical matrix*. That is, we have

$$(6.11) \quad [U] = [K]^{-1}[M] = \text{the dynamical matrix}$$

In terms of the dynamical matrix, the set of equations (6.10) may be written in the form

$$(6.12) \quad (I - \omega^2[U])\{A\} = \{0\}$$

If we now write

$$(6.13) \quad Z = \frac{1}{\omega^2}$$

Then (6.12) may be written in the form

$$(6.14) \quad (ZI - [U])\{A\} = \{0\}$$

This set of equations will have solutions other than the trivial one zero if the determinant of the system vanishes. That is,

$$(6.15) \quad |ZI - U| = \begin{vmatrix} (Z - U_{11}) & -U_{12} & -U_{13} - \dots & -U_{1n} \\ -U_{21} & (Z - U_{22}) & -U_{23} - \dots & -U_{2n} \\ -U_{n1} & -U_{n2} & -\dots & (Z - U_{nn}) \end{vmatrix} = 0$$

This is an equation of the n th degree in Z . It may be proved that all the roots are real and positive. In general, this equation will have n roots ($Z_1, Z_2, Z_3, \dots, Z_n$). To each root Z_r there corresponds a value of ω, ω_r given by

$$(6.16) \quad \omega_r = \sqrt{\frac{1}{Z_r}} \quad r = 1, 2, \dots, n$$

These are the natural angular frequencies of the system. We thus see that our original assumed solution (6.8) has led us to n values of ω . Each value of ω, ω_r gives a solution of the form

$$(6.17) \quad \{A^{(r)}\} \sin(\omega_r t + \theta_r)$$

Since the original set of equations is linear, we may write the general solution by summing solutions of the form (6.17). We then have the general solution

$$(6.18) \quad \{q\} = \sum_{r=1}^{r=n} \{A^{(r)}\} \sin(\omega_r t + \theta_r)$$

The column matrices $\{A^{(r)}\}$ are called the modal columns. Every oscillation represented by each modal column is called a *principal mode of oscillation* of the system. The number of principal oscillations is equal to the number of degrees of freedom of the system.

Every principal oscillation is a pure harmonic motion. The most general form of oscillation of a system of n degrees of freedom consists of the superposition of n pure harmonic motions. The frequencies of the principal oscillations are called the natural frequencies of the system. The lowest frequency is called the fundamental frequency.

Orthogonality of the Principal Oscillations. The modal columns satisfy Eq. (6.9) with the proper value of ω . For example, the r th modal column satisfies the equation

$$(6.19) \quad \omega_r^2 [M] \{A^{(r)}\} = [K] \{A^{(r)}\}$$

This equation fixes the *ratios* of the numbers of the r th modal column. If, for example, the first number $A_1^{(r)}$ is chosen arbitrarily, then by Eq. (6.19) the numbers $A_2^{(r)}, A_3^{(r)}, \dots, A_n^{(r)}$ may be expressed

in terms of $A^{(r)}$. We thus see that the general solution (6.18) contains only $2n$ arbitrary constants, since any number in any modal column may be specified arbitrarily and the phase angles θ_r are arbitrary.

The modal columns possess a very interesting and important property that will now be derived. Let us write the equation satisfied by the mode $\{A^{(s)}\}$. This equation is

$$(6.20) \quad \omega_s^2 [M] \{A^{(s)}\} = [K] \{A^{(s)}\}$$

Let us premultiply Eq. (6.19) by $\{A^{(s)}\}'$ and Eq. (6.20) by $\{A^{(r)}\}'$. We then obtain

$$(6.21) \quad \omega_s^2 \{A^{(s)}\}' [M] \{A^{(r)}\} = \{A^{(s)}\}' [K] \{A^{(r)}\}$$

$$(6.22) \quad \omega_r^2 \{A^{(r)}\}' [M] \{A^{(s)}\} = \{A^{(r)}\}' [K] \{A^{(s)}\}$$

Now by a fundamental theorem of matrix algebra, if we have the product of three conformable matrices $[a] \cdot [b] \cdot [c]$, then the transpose of the product is given by

$$(6.23) \quad ([a] \cdot [b] \cdot [c])' = [c]' [b]' [a]'$$

(see Chap. IV). If we then take the transpose of Eqs. (6.21) and use the reversal law of transposed products (6.23), we obtain

$$(6.24) \quad \omega_r^2 \{A^{(r)}\}' [M] \{A^{(s)}\} = \{A^{(r)}\}' [K] \{A^{(s)}\}$$

in view of the fact that the matrices $[M]$ and $[K]$ are symmetric, and hence $[M]' = M$ and $[K]' = [K]$.

If we now subtract Eq. (6.24) from Eq. (6.22), we obtain

$$(6.25) \quad (\omega_s^2 - \omega_r^2) \{A^{(r)}\}' [M] \{A^{(s)}\} = 0$$

Now by hypothesis, ω_s and ω_r are two *different* natural frequencies of the system; hence $\omega_s \neq \omega_r$. It follows that

$$(6.26) \quad \{A^{(r)}\}' [M] \{A^{(s)}\} = 0$$

This relation is known as the *orthogonality* relation for the principal modes of oscillation.

7. Solution of the Frequency Equation and Calculation of the Normal Modes by the Use of Matrices. A very useful and important method for the determination of the roots of the frequency equation (6.15) and the determination of the normal modes of a conservative system has been presented by W. J. Duncan and A. R. Collar in their paper *A Method for the Solution of Oscillation Problems by Matrices*, *Philosophical Magazine*, Ser. 7, vol. 17 (1934), p. 865. This method is most convenient in that it avoids the expansion of the determinantal equation (6.15) and the solution of the resulting high-degree equation.

The modal columns $\{A^{(r)}\}$ are also most simply obtained. Because of its great utility and increasing usefulness, a brief treatment of the method will be given in this section.

We see from Eq. (6.14) that the r th modal column satisfies the equation

$$(7.1) \quad [U]\{A^{(r)}\} = Z_r\{A^{(r)}\}$$

where Z_r is the r th root of the frequency or determinantal equation (6.15). $[U]$ is the dynamical matrix of the system. If we premultiply Eq. (7.1) by U , we obtain

$$(7.2) \quad [U]^2\{A^{(r)}\} = Z_r[U]\{A^{(r)}\} = Z_r^2\{A^{(r)}\}$$

If we premultiply (7.1) by $[U]$ s times, we obtain

$$(7.3) \quad [U]^s\{A^{(r)}\} = Z_r^s\{A^{(r)}\} \quad r = 1, 2, \dots, n$$

We have n equations of this type, one for each modal column $\{A^{(r)}\}$ and its associated root Z_r . Let us now construct a square matrix $[A]$ from the various modal columns $\{A^{(r)}\}$ in the following manner:

$$(7.4) \quad [A] = [A^{(1)}A^{(2)} \dots A^{(n)}] = [A_{rs}]$$

The set of equations (7.3) may be conveniently written in the form

$$(7.5) \quad [U]^s[A] = [A] \begin{bmatrix} Z_1^s & 0 & 0 & \dots & 0 \\ 0 & Z_2^s & 0 & \dots & 0 \\ 0 & 0 & Z_3^s & 0 & \dots & 0 \\ \dots & \dots & \dots & \dots & \dots & \dots \\ 0 & 0 & \dots & \dots & \dots & Z_n^s \end{bmatrix}$$

Postmultiplying (7.5) by $[A]^{-1}$, we obtain

$$(7.6) \quad [U]^s = [A] \begin{bmatrix} Z_1^s & 0 & 0 & \dots & 0 \\ 0 & Z_2^s & 0 & \dots & 0 \\ 0 & 0 & Z_3^s & \dots & 0 \\ \dots & \dots & \dots & \dots & \dots \\ 0 & 0 & 0 & \dots & Z_n^s \end{bmatrix} [A]^{-1}$$

For convenience let

$$(7.7) \quad [B] = [A]^{-1}$$

Now let the roots Z_r of the determinantal equation be arranged in descending order of magnitude, that is, let Z_1 be the largest root of the determinantal equation, Z_2 the next largest, etc. That is, let

$$(7.8) \quad Z_1 > Z_2 > Z_3 \dots > Z_n$$

assuming that the roots are all distinct. Now let us assume that s in Eq. (7.6) is so great that

$$(7.9) \quad Z_1^s \gg Z_2^s, \text{ etc.}$$

If this is true, then only the terms corresponding to the dominant root Z_1 may be retained. By direct multiplication, we have for s sufficiently large

$$(7.10) \quad \lim_{s \rightarrow \infty} [U]^s = Z_1^s \begin{bmatrix} (A_{11}B_{11}) & (A_{11}B_{12}) & \cdots & (A_{11}B_{1n}) \\ (A_{21}B_{11}) & (A_{21}B_{12}) & \cdots & (A_{21}B_{1n}) \\ \cdots & \cdots & \cdots & \cdots \\ (A_{n1}B_{11}) & (A_{n1}B_{12}) & \cdots & (A_{n1}B_{1n}) \end{bmatrix}$$

As a consequence of this property of the dynamical matrix $[U]$, we may perform the following procedure that will yield the dominant root Z_1 of the system as well as the modal column associated with this root.

Let us select an *arbitrary* column matrix x_0 and form the following sequence:

$$(7.11) \quad \begin{cases} [U]\{x\}_0 = \{x\}_1 \\ [U]\{x\}_1 = [U]^2\{x\}_0 = \{x\}_2 \\ [U]\{x\}_2 = [U]^3\{x\}_0 = \{x\}_3 \\ [U]\{x\}_{s-1} = [U]^s\{x\}_0 = \{x\}_s \end{cases}$$

In view of Eq. (7.10), we have for a sufficiently large s

$$(7.12) \quad \begin{aligned} \{x\}_s &= [U]^s\{x\}_0 = [U]^s \cdot \begin{pmatrix} x_{10} \\ x_{20} \\ \cdot \\ \cdot \\ x_{n0} \end{pmatrix} \\ &= Z_1^s \begin{pmatrix} A_{11}R_1 \\ A_{21}R_1 \\ \cdot \\ \cdot \\ A_{n1}R_1 \end{pmatrix} \end{aligned}$$

where

$$(7.13) \quad R_1 = B_{11}x_{10} + B_{12}x_{20} + \cdots + B_{1n}x_{n0}$$

That is, by repeated multiplication of the dynamical matrix $[U]$ by the arbitrary column matrix $\{x\}_0$, we eventually reach a stage where further multiplication by $[U]$ merely multiplies every element of the column matrix $\{x\}_{s-1}$ by a common factor. This common

factor is Z_1 , the dominant root of the determinantal equation. By (6.16), the fundamental angular frequency ω_1 is given by

$$(7.14) \quad \omega_1 = \sqrt{\frac{1}{Z_1}}$$

We also see that the elements of the column matrix $\{x\}_s$ are proportional to those of the modal matrix $\{A^{(1)}\}$.

We now turn to a procedure by which we may obtain the next largest root Z_2 and its appropriate mode.

To do this, let us place $s = 1$ in Eq. (7.6) and premultiply both sides by $[A]^{-1}$. We then obtain, since $A^{-1} = B$,

$$(7.15) \quad [B][U] = \begin{bmatrix} Z_1 & 0 & 0 & \cdots & 0 \\ 0 & Z_2 & 0 & \cdots & 0 \\ 0 & 0 & Z_3 & \cdots & 0 \\ \cdots & \cdots & \cdots & \cdots & \cdots \\ 0 & 0 & \cdots & \cdots & Z_n \end{bmatrix} [B]$$

The matrix B is given by

$$(7.16) \quad [B] = \begin{bmatrix} B_{11} & B_{12} & B_{13} & \cdots & B_{1n} \\ B_{21} & B_{22} & B_{23} & \cdots & B_{2n} \\ \cdots & \cdots & \cdots & \cdots & \cdots \\ B_{n1} & B_{n2} & B_{n3} & \cdots & B_{nn} \end{bmatrix}$$

We thus see that if we take a typical row $[B_r]$ of the square matrix $[B]$ in the form

$$(7.17) \quad [B_r] = [B_{r1}B_{r2}B_{r3} \cdots B_{rn}]$$

then as a consequence of Eq. (7.15) we have

$$(7.18) \quad [B_r][U] = Z_r[B_r]$$

We also have, by (7.1), the relation

$$(7.19) \quad [U]\{A^{(r)}\} = Z_r\{A^{(r)}\}$$

a relation satisfied by the modal column $\{A^{(r)}\}$. Now since the dynamical matrix $[U]$ is equal to $[K]^{-1}[M]$, we may write (7.19) in the form

$$(7.20) \quad [K]^{-1}[M]\{A^{(r)}\} = Z_r\{A^{(r)}\}$$

If we premultiply both sides of this equation by M , take the transpose of both sides, and use the reversal law of transposed products, we obtain

$$(7.21) \quad \{A^{(r)}\}'[M] \cdot [U] = Z_r\{A^{(r)}\}'[M]$$

Comparing Eqs. (7.21) and (7.18) we see that they are identical in form; hence we have

$$(7.22) \quad [B_r] = a_r \{A^{(r)}\}' [M]$$

where a_r is an arbitrary quantity. Equation (7.22) is of great importance in determining the higher roots of the determinantal equation as well as the modal columns corresponding to these roots.

We notice that since $[B] = [A]^{-1}$ we have

$$(7.23) \quad [B][A] = I$$

where I is the unit matrix of the n th order. Hence the row matrices $[B_r]$ and the modal column matrices $\{A^{(r)}\}$ have the property that

$$(7.24) \quad [B_r]\{A^{(s)}\} = \begin{cases} 0 & \text{if } r \neq s \\ 1 & \text{if } r = s \end{cases}$$

The general solution of the problem under consideration is given in terms of the natural angular frequencies ω_r and the modal columns $\{A^{(r)}\}$ in the form

$$(7.25) \quad \{q\} = \sum_{r=1}^{r=n} C_r \{A^{(r)}\} \sin (\omega_r t + \theta_r)$$

where θ_r are the arbitrary phase angles determined from the initial conditions of the system at $t = 0$. The C_r are arbitrary constants also determined from the initial conditions of the system.

This equation may also be written in the convenient matrix form

$$(7.26) \quad \{q\} = [A] \begin{bmatrix} \sin (\omega_1 t + \theta_1) & 0 & \cdots & 0 \\ 0 & \sin (\omega_2 t + \theta_2) & 0 & \cdots & 0 \\ \cdots & \cdots & \cdots & \cdots & \cdots \\ 0 & \cdots & \cdots & \sin (\omega_n t + \theta_n) \end{bmatrix} \{C\}$$

Normal Coordinates. If we premultiply both sides of (7.26) by $[B] = [A]^{-1}$, we obtain

$$(7.27) \quad \{y\} = [B]\{q\} = \begin{bmatrix} \sin (\omega_1 t + \theta_1) & 0 & \cdots & 0 \\ 0 & \sin (\omega_2 t + \theta_2) & \cdots & 0 \\ \cdots & \cdots & \cdots & \cdots \\ 0 & \cdots & \cdots & \sin (\omega_n t + \theta_n) \end{bmatrix} \{C\}$$

Hence we have

$$(7.28) \quad \begin{cases} y_1 = C_1 \sin (\omega_1 t + \theta_1) \\ y_2 = C_2 \sin (\omega_2 t + \theta_2) \\ y_n = C_n \sin (\omega_n t + \theta_n) \end{cases}$$

The y_r quantities are the normal coordinates of the system.

Continuing the Solution. By Eq. (7.12) we have seen how the fundamental frequency ω_1 and the fundamental mode $\{A^{(1)}\}$ may be obtained. We shall now develop a procedure by which the higher angular frequencies and the corresponding modal columns may be obtained.

If we premultiply (7.25) by the row matrix $[B_1]$, we have in view of (7.24)

$$(7.29) \quad [B_1]\{q\} = C_1 \sin(\omega_1 t + \theta_1)$$

If now, the fundamental mode is absent, we have

$$(7.30) \quad [B_1]\{q\} = 0$$

Hence expanding this equation, we obtain

$$(7.31) \quad B_{11}q_1 + B_{12}q_2 + \dots + B_{1n}q_n = 0$$

or

$$(7.32) \quad \begin{cases} q_1 = -\frac{B_{12}}{B_{11}}q_2 - \frac{B_{13}}{B_{11}}q_3 - \dots - \frac{B_{1n}}{B_{11}}q_n \\ q_2 = q_2 \\ q_3 = q_3 \\ \dots \\ q_n = q_n \end{cases}$$

This set of equations may be written in the matrix form

$$(7.33) \quad \begin{Bmatrix} q_1 \\ q_2 \\ \cdot \\ \cdot \\ q_n \end{Bmatrix} = \begin{bmatrix} 0 & -\frac{B_{12}}{B_{11}} & -\frac{B_{13}}{B_{11}} & \dots & -\frac{B_{1n}}{B_{11}} \\ 0 & 1 & 0 & \dots & 0 \\ 0 & \dots & \dots & \dots & 1 \end{bmatrix} \begin{Bmatrix} q_1 \\ \cdot \\ \cdot \\ q_n \end{Bmatrix}$$

Or if we call the square matrix above $[S]$, we have

$$(7.34) \quad \{q\} = [S] \cdot \{q\}$$

This constrains the coordinates in such a manner that the fundamental mode is absent. The original differential equations of the system (6.5) may be written in terms of the *dynamical matrix* in the form

$$(7.35) \quad [U] \cdot \{\ddot{q}\} + I\{\dot{q}\} = \{0\}$$

where I is the unit matrix of the n th order. If we now differentiate Eq. (7.34) twice with respect to time, we have

$$(7.36) \quad \{\ddot{q}\} = [S]\{\ddot{q}\}$$

Substituting this into (7.35), we obtain

$$(7.37) \quad [U] \cdot [S] \cdot \{\ddot{q}\} + I\{q\} = 0$$

If we let

$$(7.38) \quad [U][S] = [U]_1$$

Eq. (7.37) becomes

$$(7.39) \quad [U]_1\{\ddot{q}\} + I\{q\} = \{0\}$$

This set of equations has the same *form* as the original set (7.35). It represents a system whose dynamical matrix is $[U]_1$ and whose natural frequencies and modes are the same as those of the original system, but since we have used the constraint (7.34), the fundamental frequency and mode is now absent.

By carrying out the same procedure with the matrix $[U]_1$ that was performed with the matrix $[U]$, we obtain the root Z_2 and hence the next highest natural frequency ω_2 together with the corresponding mode. We then obtain a new row matrix $[B_2]$ by Eq. (7.22) and repeat the procedure until all the angular frequencies and all the modal columns of the system have been found. An example of the general procedure will now be given.

8. Numerical Example, The Triple Pendulum. As a simple numerical example of the above theory, let us consider the oscillations of a triple pendulum under gravity in a vertical plane. This example is given by Duncan and Collar in their fundamental paper referred to in Sec. 7. The dynamical system under consideration is given by (Fig. 8.1).

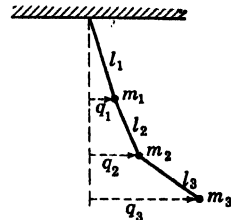


FIG. 8.1.

We shall consider the case of small oscillations, and for the coordinates of the system we shall take the small horizontal displacements of the masses M_1, M_2, M_3 , respectively, from the equilibrium position. The first step in the procedure is to compute the dynamical matrix $[U]$.

The Flexibility Matrix. If we apply a set of static forces F_1, F_2, F_3 in the direction of the coordinates q_1, q_2 , and q_3 , we may write the relation between the displacements q_1, q_2 , and q_3 and the forces F_1, F_2, F_3 in the form

$$(8.1) \quad \begin{Bmatrix} F_1 \\ F_2 \\ F_3 \end{Bmatrix} = \begin{bmatrix} K_{11} & K_{12} & K_{13} \\ K_{21} & K_{22} & K_{23} \\ K_{31} & K_{32} & K_{33} \end{bmatrix} \begin{Bmatrix} q_1 \\ q_2 \\ q_3 \end{Bmatrix}$$

where the square matrix $[K]$ is the stiffness matrix. We may pre-

multiply by $[K]^{-1}$ and obtain the displacements in terms of the forces in the form

$$(8.2) \quad \begin{Bmatrix} q_1 \\ q_2 \\ q_3 \end{Bmatrix} = \begin{bmatrix} \phi_{11} & \phi_{12} & \phi_{13} \\ \phi_{21} & \phi_{22} & \phi_{23} \\ \phi_{31} & \phi_{32} & \phi_{33} \end{bmatrix} \begin{Bmatrix} F_1 \\ F_2 \\ F_3 \end{Bmatrix}$$

where the matrix $[\phi] = [K]^{-1}$ is the flexibility matrix. Since $K_{rs} = K_{sr}$, we have

$$(8.3) \quad \phi_{rs} = \phi_{sr}$$

That is, the flexibility matrix is a symmetric matrix.

In terms of the flexibility matrix, the dynamical matrix is given by

$$(8.4) \quad [U] = [K]^{-1}[M] = [\phi][M]$$

To determine the elements of the flexibility matrix, it is only necessary to impose a unit force F_1 on the system and compute or measure the corresponding deflections (q_1, q_2, q_3). This gives the elements of the first column of $[\phi]$. Applying a unit force F_2 and obtaining the corresponding deflections yields the second column of $[\phi]$, etc.

If a static unit force is applied horizontally to mass M_1 , then the three masses will each be displaced a distance a given by

$$(8.5) \quad a = \frac{l_1}{g(M_1 + M_2 + M_3)}$$

Hence the first column of the flexibility matrix is given by

$$(8.6) \quad a = \phi_{11} = \phi_{21} = \phi_{31}$$

When a unit force is applied horizontally to M_2 , M_1 will again be displaced a distance a , but M_2 and M_3 will each be displaced a distance $(a + b)$ where

$$(8.7) \quad b = \frac{l_2}{g(M_2 + M_3)}$$

Hence the second column of the matrix $[\phi]$ is given by

$$(8.8) \quad \phi_{12} = a, \quad \phi_{22} = \phi_{32} = (a + b)$$

Applying a unit horizontal force to M_3 displaced M_1 a distance c , M_2 a distance $(a + b + c)$ where

$$(8.9) \quad c = \frac{l_3}{gM_3}$$

the third column of the flexibility matrix is

$$(8.10) \quad \phi_{13} = a, \quad \phi_{23} = (a + b), \quad \phi_{33} = (a + b + c)$$

Hence the flexibility matrix is given by

$$(8.11) \quad [\phi] = \begin{bmatrix} a & a & a \\ a & (a + b) & (a + b) \\ a & (a + b) & (a + b + c) \end{bmatrix}$$

This mass matrix, in this case, has the diagonal form

$$(8.12) \quad [M] = \begin{bmatrix} M_1 & 0 & 0 \\ 0 & M_2 & 0 \\ 0 & 0 & M_3 \end{bmatrix}$$

Hence the dynamical matrix is given by

$$(8.13) \quad [U] = [\phi] \cdot [M] \\ = \begin{bmatrix} M_1 a & M_2 a & M_3 a \\ M_1 a & M_2 (a + b) & M_3 (a + b) \\ M_1 a & M_2 (a + b) & M_3 (a + b + c) \end{bmatrix}$$

As a numerical example, let us take the case where all the masses are equal and the lengths of the pendulums are equal. In that case we have

$$(8.14) \quad M_1 = M_2 = M_3 = M, \quad l_1 = l_2 = l_3 = l \\ a = \frac{l}{3Mg}, \quad b = \frac{l}{2Mg}, \quad c = \frac{l}{Mg}$$

Hence the dynamical matrix in this case becomes

$$(8.15) \quad U = \frac{l}{6g} \begin{bmatrix} 2 & 5 & 2 \\ 2 & 5 & 5 \\ 2 & 5 & 11 \end{bmatrix} = \frac{l}{6g} [u]$$

Equation (6.12) reduces in this case to

$$(8.16) \quad \left(I - \frac{\omega^2 l}{6g} [u] \right) \{A\} = \{0\}$$

If we let

$$(8.17) \quad \left(\frac{6g}{l} \cdot \frac{1}{\omega^2} \right) = Z$$

then Eq. (6.14) becomes

$$(8.18) \quad (ZI - [u])\{A\} = \{0\}$$

where $[u]$ is the numerical part of the dynamical matrix, $[U]$ and the factor $6g/l$ has been absorbed into Z .

The angular frequencies are given by

$$(8.19) \quad \omega_r = \sqrt{\frac{6g}{Z_r l}}$$

To find the roots Z_r , we begin the iterative procedure of Eq. (7.11). If we choose for our *arbitrary* column $\{x\}_0$, the column

$$(8.20) \quad \{x\}_0 = \begin{pmatrix} 1 \\ 1 \\ 1 \end{pmatrix}$$

We begin the sequence

$$(8.21) \quad [u]\{x\}_0 = \begin{bmatrix} 2 & 2 & 2 \\ 2 & 5 & 5 \\ 2 & 5 & 11 \end{bmatrix} \begin{pmatrix} 1 \\ 1 \\ 1 \end{pmatrix} \\ = \begin{pmatrix} 6 \\ 12 \\ 18 \end{pmatrix} = 18 \begin{pmatrix} 0.3 \\ 0.6 \\ 1 \end{pmatrix}$$

It is unnecessary to carry the common factor 18 in the further operations since it is the *ratios* of the successive elements in the multiplications that are important. Dropping the factor 18 and continuing, we have

$$(8.22) \quad \begin{bmatrix} 2 & 2 & 2 \\ 2 & 5 & 5 \\ 2 & 5 & 11 \end{bmatrix} \begin{pmatrix} 0.3 \\ 0.6 \\ 1 \end{pmatrix} = \begin{pmatrix} 4 \\ 9 \\ 15 \end{pmatrix} = 15 \begin{pmatrix} 0.26 \\ 0.6 \\ 1 \end{pmatrix} \\ \begin{bmatrix} 2 & 2 & 2 \\ 2 & 5 & 5 \\ 2 & 5 & 11 \end{bmatrix} \begin{pmatrix} 0.26 \\ 0.6 \\ 1 \end{pmatrix} = 14.53 \begin{pmatrix} 0.25688 \\ 0.58716 \\ 1 \end{pmatrix}$$

After nine multiplications, we have

$$(8.23) \quad \begin{bmatrix} 2 & 2 & 2 \\ 2 & 5 & 5 \\ 2 & 5 & 11 \end{bmatrix} \begin{pmatrix} 0.254885 \\ 0.584225 \\ 1 \end{pmatrix} = 14.4309 \begin{pmatrix} 0.254885 \\ 0.584225 \\ 1 \end{pmatrix}$$

Repeating the process merely multiplies the column matrix by the factor 14.4309; we therefore have

$$(8.24) \quad Z_1 = 14.4309$$

The fundamental frequency of the oscillation is given by

$$(8.25) \quad F_1 = \frac{\omega_1}{2\pi} = \frac{1}{2\pi} \sqrt{\frac{6g}{Z_{11}}} = 0.102624 \sqrt{\frac{g}{l}}$$

The modal column $\{A^{(1)}\}$ is proportional to the column $\begin{Bmatrix} 0.254885 \\ 0.584225 \\ 1 \end{Bmatrix}$.

To obtain the higher harmonics, we first make use of Eq. (7.22) to obtain the row B_1 . In this case we have

$$(8.26) \quad [B_1] = a_r [0.254885, 0.584225, 1] \begin{bmatrix} M & 0 & 0 \\ 0 & M & 0 \\ 0 & 0 & M \end{bmatrix}$$

since a_r is an arbitrary factor and we are interested only in a row proportional to $[B_1]$, we may take B_1 equal to $[0.254885, 0.584225, 1]$. The matrix $[S]$ of (7.34) is now given by

$$(8.27) \quad [S] = \begin{bmatrix} 0 & -2.29211 & -3.92334 \\ 0 & 1 & 0 \\ 0 & 0 & 1 \end{bmatrix}$$

We then obtain

$$(8.28) \quad [u]_1 = [u][S] = \begin{bmatrix} 0 & -2.58422 & -5.84668 \\ 0 & 0.41578 & -2.84668 \\ 0 & 0.41578 & 3.15332 \end{bmatrix}$$

This is the dynamical matrix that has the fundamental mode absent. We now repeat the iterative procedure by again choosing an arbitrary column matrix $x\theta$; we thus find

$$(8.29) \quad \left\{ \begin{array}{l} [u]_1 \begin{Bmatrix} 1 \\ 1 \\ 1 \end{Bmatrix} = \begin{Bmatrix} \dots \\ -2.4309 \\ 3.5691 \end{Bmatrix} = 3.5691 \begin{Bmatrix} \dots \\ -0.68110 \\ 1 \end{Bmatrix} \\ [u]_1 \begin{Bmatrix} \dots \\ -0.68110 \\ 1 \end{Bmatrix} = \begin{Bmatrix} \dots \\ -3.1299 \\ 2.8701 \end{Bmatrix} = 2.8701 \begin{Bmatrix} \dots \\ -1.09049 \\ 1 \end{Bmatrix} \end{array} \right.$$

After 15 multiplications, the column repeats itself, the multiple factor is

$$(8.30) \quad Z_2 = 2.6152$$

The modal column $\{A^{(2)}\}$ for this approximation may be taken to be

$$(8.31) \quad \{A^{(2)}\} = \begin{Bmatrix} -0.95670 \\ -1.29429 \\ 1 \end{Bmatrix}$$

Hence the first overtone has this mode and a frequency given by

$$(8.32) \quad F_2 = \frac{\omega_2}{2\pi} = \sqrt{\frac{6g}{Z_2 l}} = 0.24107 \sqrt{\frac{g}{l}}$$

Again by Eq. (7.22) we may take the row $\{B_2\}$ equal to $\{A^{(2)}\}'$.

The condition for the absence of the second overtone is

$$(8.33) \quad [B_1]\{q\} = 0 = [-0.95670, -1.29429, 1] \cdot \{q\}$$

Solving this for q_1 , we have

$$(8.34) \quad q_1 = -1.35287q_2 + 1.04526q_3$$

We may eliminate q_1 between this equation and the equation

$$(8.35) \quad [B_1]\{q\} = 0.254885q_1 + 0.584225q_2 + q_3$$

We thus obtain

$$(8.36) \quad q_2 = -5.2900q_3$$

This ensures that both the fundamental and first overtone modes are absent from the oscillation. Equation (8.36) may be written in the convenient matrix form

$$(8.37) \quad \begin{Bmatrix} q_1 \\ q_2 \\ q_3 \end{Bmatrix} = \begin{bmatrix} 1 & 0 & 0 \\ 0 & 0 & -5.2900 \\ 0 & 0 & 1 \end{bmatrix} \begin{Bmatrix} q_1 \\ q_2 \\ q_3 \end{Bmatrix} \\ = [S]_1 \cdot \{q\}$$

We now construct a new dynamical matrix $[u]_2$ that has the fundamental and overtone modes absent; this new matrix is given by

$$(8.38) \quad [u]_2 = [u]_1[S]_1 = \begin{bmatrix} 0 & 0 & 7.8238 \\ 0 & 0 & -5.0461 \\ 0 & 0 & 0.9539 \end{bmatrix}$$

We again repeat the iterative process and obtain

$$(8.39) \quad [u]_2\{x\}_0 = \begin{bmatrix} 0 & 0 & 7.8238 \\ 0 & 0 & -5.0461 \\ 0 & 0 & 0.9539 \end{bmatrix} \begin{Bmatrix} 1 \\ 1 \\ 1 \end{Bmatrix} \\ = \begin{Bmatrix} 7.8238 \\ -5.0461 \\ 0.9539 \end{Bmatrix} = 0.9539 \begin{Bmatrix} 8.2019 \\ -5.2900 \\ 1 \end{Bmatrix}$$

Repeating the process merely repeats the factor 0.9539 so it is unnecessary to go further. We thus have

$$(8.40) \quad Z_3 = 0.9539$$

The highest frequency is given by

$$(8.41) \quad F_3 = \frac{1}{2\pi} \sqrt{\frac{6g}{Z_3 l}} = 0.39916 \sqrt{\frac{g}{l}}$$

The mode $\{A^{(3)}\}$ corresponding to this frequency may be taken to be

$$(8.42) \quad \{A^{(3)}\} = \begin{Bmatrix} 8.2019 \\ -5.2900 \\ 1 \end{Bmatrix}$$

to a factor of proportionality. The modal matrix may be taken to be

$$(8.43) \quad [A] = \begin{bmatrix} (0.254885) & (-0.95670) & (8.2019) \\ (0.584225) & (-1.29429) & (-0.52900) \\ 1 & 1 & 1 \end{bmatrix}$$

In this case because of the simplicity of the mass matrix $[M]$, we may take

$$(8.44) \quad [B] = [A]'$$

the transpose of matrix $[A]$.

The normal coordinates are then given by

$$(8.45) \quad \{y\} = [B]\{q\}$$

9. Nonconservative Systems. Free Oscillations. In the last few sections, we have considered in some detail the general theory of conservative systems. Conservative systems are characterized completely by their kinetic and potential energies. Conservative systems are of tremendous practical importance. In many practical problems arising in practice, the frictional forces are so small that they may be disregarded and the system treated as a conservative one. If we consider a general system with viscous damping so that the retarding effect of the frictional forces are proportional to the generalized velocities, then the differential equations governing the free small oscillations of the system about a position of equilibrium may be written in the convenient matrix form

$$(9.1) \quad [M]\{\ddot{q}\} + [R]\{\dot{q}\} + [K]\{q\} = \{0\}$$

where the matrices $[M]$, $[K]$, and $\{q\}$ have the same significance as in Eq. (6.5) and $[R]$ is a square matrix having n rows and n columns called the *damping* matrix. The elements of the damping matrix have the property that $R_n = R_{,n}$; hence $[R]$ is symmetric.

To solve this set of equations, we assume a solution of the exponential form

$$(9.2) \quad \{q\} = \{A\}e^{\alpha t}$$

where α is a number to be determined and $\{A\}$ is a column of constants. Substituting this assumed form of solution into Eq. (9.1), we obtain

$$(9.3) \quad ([M]\alpha^2 + [R]\alpha + [K])\{A\}e^{\alpha t} = \{0\}$$

On dividing the factor $e^{\alpha t}$, this represents a set of linear homogeneous equations in the column of constants $\{A\}$. For this set of equations to have a nontrivial solution, we must have the determinant of the coefficients vanish; hence we must have

$$(9.4) \quad \Delta(\alpha) = |[M]\alpha^2 + [R]\alpha + [K]| = 0$$

This is called Lagrange's determinantal equation for α . In general it is of degree $2n$. The following properties concerning the roots of $\Delta(\alpha)$ may be proved.¹

1. None of the roots are real and positive.
2. If $[R] = 0$ so that there is no dissipation of energy, we have a conservative system. In this case the roots are all pure imaginaries.
3. If $[M] = [0]$ or $[K] = [0]$ so the system is devoid of inertia or of stiffness and $[R] \neq 0$, the roots are real and negative so that the motion dies away exponentially.
4. If the elements of the damping matrix $[R]$ are not too large, all the roots are conjugate complex numbers with a negative real part. This is the most frequent case in practice.

Let us now suppose that Eq. (9.4) has $2n$ distinct roots ($\alpha_1, \alpha_2, \dots, \alpha_{2n}$). Then in view of (9.3) there are $2n$ equations of the type

$$(9.5) \quad ([M]\alpha_r^2 + [R]\alpha_r + [K])\{A_r\} = \{0\} \quad r = 1, 2, 3, \dots, n$$

where $\{A_r\}$ represents a column of constants associated with the root α_r .

Each column $\{A_r\}$ has the form

$$(9.6) \quad \{A_r\} = \begin{pmatrix} A_{1r} \\ A_{2r} \\ \cdot \\ \cdot \\ A_{nr} \end{pmatrix}$$

¹ See A. G. Webster, "The Dynamics of Particles and of Rigid, Elastic, and Fluid Bodies," B. G. Teubner, Leipzig, 1925.

Equation (9.5) fixes the ratios

$$(9.7) \quad A_{1r} : A_{2r} : A_{3r} : \cdots : A_{nr}$$

The theory of linear differential equations shows that for the general solution we must take the sum of the particular solutions $\{A_r\}e^{\alpha_r t}$ for all the roots α_r . We thus obtain the general solution

$$(9.8) \quad q = \sum_{r=1}^{r=2n} \{A_r\}e^{\alpha_r t}$$

It must be noted that the ratios of the A 's in any one column are determined by the linear equations (9.5); therefore there is a factor that is still arbitrary for each column and hence $2n$ in all. We therefore have only $2n$ arbitrary constants in the general solution (9.8) as we should.

If the α_r 's are complex, they occur in conjugate complex pairs. In the general solution (9.8) there appear terms of the type

$$(9.9) \quad \{A_r\}e^{\alpha_r t} + \{\bar{A}_r\}e^{\alpha_r^* t} = e^{\mu_r t} \{B_r\}^{\bullet} \cos(\omega_r t + \theta_r)$$

where $\{B_r\}$ represents another column of constants and θ_r are phase angles. In this case the general solution may be written in the form

$$(9.10) \quad q = \sum_{r=1}^{r=n} \{B_r\}e^{\mu_r t} \cos(\omega_r t + \theta_r)$$

It may easily be shown that the $\{B_r\}$ columns satisfy Eq. (9.9) in the same manner as do the $\{A_r\}$ columns. Hence the ratios of the B 's in each column are fixed. Each column then contains an arbitrary constant in the phase angle θ_r belonging to the column. The following results may be stated.

If the roots of the determinantal equation are distinct and conjugate complex quantities, then the motion of a dynamical system having n degrees of freedom slightly displaced from a position of stable equilibrium may be described as follows:

Each coordinate performs the resultant of n damped harmonic oscillations of different periods. The phase and damping factors of any simple oscillation of a particular period are the same for all the coordinates. The absolute value of the amplitude for any particular coordinate is arbitrary, but the ratios of the amplitudes for a particular period for the different coordinates are determined solely by the nature of the system. The $2n$ arbitrary constants determining the n amplitudes and phases are found from the values of the n coordinates q and velocities \dot{q} for a particular instant of time.

The classical method of solution for the general nonconservative system consists of setting up the determinantal Eq. (9.4), expanding the determinant, then solving the resulting equation of the $2n$ degree in α by the Graeffe method of Chap. V. We then determine the ratios of the columns $\{B_r\}$ from Eq. (9.5). We then determine the arbitrary constants from a knowledge of the initial conditions of the system.

The matrix iterative method discussed in Sec. 7 above, has been extended to the nonconservative system.¹

10. Forced Oscillations of a Nonconservative System. Let us suppose that on each coordinate of the general nonconservative system there is impressed a harmonically varying force

$$(10.1) \quad F_r \cos \omega t \quad r = 1, 2, \dots, n$$

In this case the differential equations (9.1) become

$$(10.2) \quad [M]\{\ddot{q}\} + [R]\{\dot{q}\} + [K]\{q\} = \{F\} \cos \omega t$$

where $\{F\}$ is a column matrix whose elements are the amplitudes of the impressed forces F_r . We replace $\cos \omega t$ by $\text{Re } e^{j\omega t}$ and solve the equation

$$(10.3) \quad [M]\{\ddot{q}\} + [R]\{\dot{q}\} + [K]\{q\} = \{F\} e^{j\omega t}$$

retaining only the real part of the particular solution. To do this, let us assume

$$(10.4) \quad \{q\} = \{Q\} e^{j\omega t}$$

where $\{Q\}$ is a column of amplitude constants to be determined. Substituting this assumed solution into (10.4) and dividing the common factor $e^{j\omega t}$, we have

$$(10.5) \quad ([K] - \omega^2[M] + j\omega[R])\{Q\} = \{F\}$$

If we let

$$(10.6) \quad [Z] = ([K] - \omega^2[M] + j\omega[R]) = [Y]^{-1}$$

then on premultiplying both sides of (10.6) by $[Z]^{-1} = [Y]$ we have

$$(10.7) \quad \{Q\} = [Y]\{F\}$$

The steady-state solution of the forced oscillation is now given by

$$(10.8) \quad \{q\} = \text{Re } ([Y]\{F\} e^{j\omega t})$$

where Re signifies "the real part of." The matrix $[Z]$ is sometimes termed in the literature the mechanical impedance matrix and $[Y]$, the

¹ DUNCAN, W. J., and A. R. COLLAR: *Matrices Applied to the Motions of Damped Systems. Philosophical Magazine, Ser. 7, vol. 17, p. 865, 1934.*

mechanical admittance matrix. Equation (10.8) represents the forced oscillations after the damped free oscillations have vanished.

It must be noted that if $[R] = [0]$ and the system is conservative, then if ω happens to coincide with one of the natural frequencies of the system, then $[Z]$ as given by Eq. (10.7) vanishes, and we have the case of resonance.

PROBLEMS

1. Obtain the flexibility matrix of the three pendulums system of Fig. 4.3. Write the dynamical matrix of the system.

2. An electric train is made up of three units: a locomotive and two passenger cars. Each unit has a mass M , the spring constants of the coupling connecting them are equal to K . Write the Lagrangian equation of motion of the system. Draw the equivalent electrical circuit, and determine the natural frequencies of the system.

3. If in the system of Prob. 2 identical shock absorbers that act by viscous friction are placed between the three units, determine the smallest value of the damping factor R so that the relative motion of the locomotive and cars is not oscillatory.

4. A long train of n identical units of mass M coupled by springs of spring constants all equal to K is oscillating. Draw the equivalent electrical circuit, and write the frequency equation of the system.

5. A uniform shaft free to rotate in bearings carries five equidistant disks. The moments of inertia of four disks are equal to J , while the moment of inertia of one of the end disks is equal to $2J$. Set up the dynamical matrix and obtain the lowest natural frequency by the iterative matrix method of Sec. 7. Draw the equivalent electrical circuit.

6. A particle of mass M is attracted to a center by a force proportional to the distance, or $F_x = -ax$, $F_y = -ay$. Write the equations of motion of the particle. Show that x and y execute independent simple harmonic vibrations of the same frequency.

7. Solve Prob. 6 by using polar coordinates.

8. Two balls, each of mass M , and three weightless springs, one of length $2d$ and the others of length d , are connected together in the arrangement spring d —ball—spring $2d$ —ball spring d , and the whole thing is stretched in a straight line between two points, with a given tension in the spring. Gravity is neglected.

Investigate the small vibrations of the balls at right angles to the straight line, assuming motion only in one plane. Set up the equations of motion. Determine the natural frequencies and the normal modes. What are the normal coordinates?

9. One simple pendulum is hung from another; that is, the string of the lower pendulum is tied to the bob of the upper one. Discuss the small oscillations of the resulting system assuming arbitrary lengths and masses. Determine the natural frequencies and obtain the normal coordinates in the case of equal masses and equal lengths of strings.

10. Consider the case of the three coupled pendulums of Fig. 4.3. In this case that each pendulum is retarded by a viscous force proportional to its angular velocity. Consider an equal retarding force on each pendulum. Draw the equivalent electrical circuit, and obtain the general solution of the equations of motion. Assume that the damping is so small that oscillations are possible.

11. A particle subject to a linear restoring force and a viscous damping is acted on by a periodic force whose frequency differs from the natural frequency of the system by a small quantity.

The particle starts from rest at $t = 0$ and builds up the motion. Discuss the whole problem including initial conditions. Consider what happens when the frequency gets nearer and nearer the natural frequency and the damping gets smaller and smaller.

12. Show that for a particle subject to a linear restoring force and viscous damping the maximum amplitude occurs when the applied frequency is less than the natural frequency. Find this resonance frequency. Show that maximum energy is attained when the applied frequency is equal to the natural frequency.

References

1. TIMOSHENKO, S.: "Vibration Problems in Engineering," D. Van Nostrand Company, Inc., New York, 1937.
2. DEN HARTOG, J. P.: "Mechanical Vibrations," McGraw-Hill Book Company, Inc., New York, 1933.
3. ROUTH, E. J.: "A Treatise on Dynamics of a Particle," Cambridge University Press, London, 1898.
4. KÁRMÁN, T., and M. BLOT: "Mathematical Methods in Engineering," McGraw-Hill Book Company, Inc., New York, 1940.
5. WEBSTER, A. G.: "Dynamics," B. G. Teubner, Leipzig, 1925.
6. FRAZER, R. A., W. J. DUNCAN, and A. R. COLLAR: "Elementary Matrices and Some Applications to Dynamics and Differential Equations," Cambridge University Press, London, 1938.

CHAPTER IX

THE DIFFERENTIAL EQUATIONS OF THE THEORY OF STRUCTURES

1. Introduction. This chapter is devoted to the solution of the differential equations encountered in the determination of the deflection of loaded cords and beams and in the study of the transverse oscillations of beams subject to different boundary conditions. Since the differential equations encountered in these studies are linear, they may be solved simply by the use of the Laplace transform or operational method.

2. The Deflection of a Loaded Cord. Perhaps the simplest problem encountered in the theory of structures is the determination

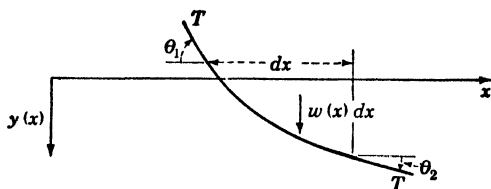


FIG. 2.1.

of the deflection of a cord stretched between supports under various conditions of loading.

Consider a section ds of a perfectly flexible cord as shown in Fig. 2.1.

Let $y(x)$ be the deflection curve of the cord, $w(x)$ be the load per unit length, and T be the tension of the cord. Then the equilibrium condition obtained by equating the net force on the segment in the y direction is

$$(2.1) \quad T \sin \theta_1 - T \sin \theta_2 = w(x) dx$$

Equating the forces in the x direction, we have

$$(2.2) \quad T \cos \theta_1 = T \cos \theta_2 = H$$

where H is the horizontal component of the tension T and is constant for the span. Dividing (2.1) by (2.2), we have

$$(2.3) \quad \tan \theta_1 - \tan \theta_2 = \frac{w(x) dx}{H}$$

But we have

$$(2.4) \quad \tan \theta_1 = \left(\frac{dy}{dx}\right)_x \quad \tan \theta_2 = \left(\frac{dy}{dx}\right)_{x+dx}$$

Hence by Taylor's expansion, we have

$$(2.5) \quad \tan \theta_2 = \left(\frac{dy}{dx}\right)_x + \left(\frac{d^2y}{dx^2}\right)_x dx + (\text{higher order terms in } dx)$$

Substituting this into (2.3), we obtain

$$(2.6) \quad \frac{d^2y}{dx^2} = -\frac{w(x)}{H}$$

This is the fundamental differential equation governing the deflection of a cord under the influence of a load $w(x)$ per unit length and a horizontal component of tension H .

Equation (1.6) may be solved most conveniently by the Laplace transform or operational method. To do this, let us introduce the transforms

$$(2.7) \quad \begin{cases} Ly(x) = Y(p) \\ Lw(x) = W(p) \end{cases}$$

We then have

$$(2.8) \quad L\left(\frac{d^2y}{dx^2}\right) = p^2Y - p^2y_0 - py_1$$

where

$$(2.9) \quad y_0 = y(0) \quad y_1 = \left(\frac{dy}{dx}\right)_{x=0}$$

Hence Eq. (1.6) is transformed into

$$(2.10) \quad p^2Y - p^2y_0 - py_1 = -\frac{W(p)}{H}$$

a. Uniform Load. Let us first consider the case of a uniform load w_0 per unit length.

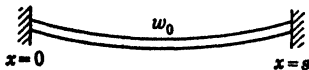


FIG. 2.2.

$$(2.11) \quad w(x) = w_0$$

Let the cord be suspended from the points $x = 0$ and $x = s$ that are at equal heights as shown in Fig. 2.2.

In this case we have

$$(2.12) \quad \begin{cases} W(p) = w_0 \\ y_0 = 0 \end{cases} \quad \text{and} \quad y(s) = 0$$

Hence (2.10) becomes

$$(2.13) \quad Y = \frac{y_1}{p} - \frac{w_0}{Hp^3} = Ly(x)$$

To determine $y(x)$ we use the table of transforms in the Appendix and we have

$$(2.14) \quad y(x) = L^{-1}Y(p) = y_1x - \frac{w_0x^2}{2H}$$

To determine y , we use the condition $y(s) = 0$ and obtain

$$(2.15) \quad y_1 = \frac{w_0s}{2H}$$

Substituting this into (2.14), we obtain

$$(2.16) \quad y = \frac{w_0}{2H} (sx - x^2)$$

for the deflection of the uniformly loaded cord.

b. Uniform Load Extending Part of the Span. The power of the operational method is demonstrated in the solution of the case of Fig. 2.3.

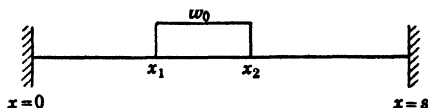


FIG. 2.3.

In this case we have

$$(2.17) \quad W(p) = p \int_{x_1}^{x_2} e^{-px}w_0 dx = w_0(e^{-x_1p} - e^{-x_2p})$$

for the transform of the unit load w_0 extending from x_1 to x_2 . In this case, Eq. (2.10) becomes

$$(2.18) \quad Y(p) = \frac{y_1}{p} - \frac{w_0}{H} \left(\frac{e^{-x_1p} - e^{-x_2p}}{p^2} \right) = Ly(x)$$

By the use of the table of transforms and the rule that if

$$(2.19) \quad L^{-1}g(p) = h(x)$$

then

$$(2.20) \quad L^{-1}e^{-kp}g(p) = \begin{cases} 0 & x < k \\ h(x - k) & x > k \end{cases}$$

where $k > 0$, it is seen that we have

$$(2.21) \quad y(x) = \begin{cases} y_1x & 0 < x < x_1 \\ y_1x - \frac{w_0}{2H} (x - x_1)^2 & x_1 < x < x_2 \\ h_1x - \frac{w_0}{2H} (x - x_1)^2 + \frac{w_0}{2H} (x - x_2)^2 & x_2 < x < s \end{cases}$$

To determine y_1 , we use $y(s) = 0$, and we find from (2.21) that

$$(2.22) \quad y_1 = \frac{w_0}{2Hs} [(s - x_1)^2 - (s - x_2)^2]$$

Substituting this into (2.21), we obtain the deflection curve. We thus see that the deflection curve has discontinuities at $x = x_1$ and $x = x_2$. The advantage of the operational method over the classical method is that we are able to write one equation for the entire span, while in the classical procedure it is necessary to write several equations depending on the discontinuous nature of the load and then evaluate the constants by using the condition that the deflection is continuous.

c. The Effect of a Concentrated Load. Let us compute the deflection of a flexible cord fixed at both ends and supporting a concentrated load P_0 as shown in Fig. 2.4.

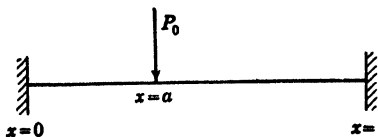


FIG. 2.4.

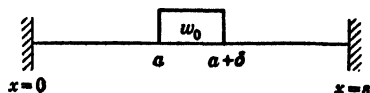


FIG. 2.5.

The concentrated load is located at the point $x = a$.

In order to solve this problem operationally, we must compute the transform of the concentrated load. This may be done by considering the concentrated load P_0 as the limit of a distributed load w distributed over a very small region as shown in Fig. 2.5.

The transform of such a load is

$$(2.23) \quad \begin{aligned} W(p) &= p \int_a^{a+\delta} w_0 e^{-px} dx = w_0 (e^{-pa} - e^{-p(a+\delta)}) \\ &= w_0 e^{-pa} (1 - e^{-p\delta}) \end{aligned}$$

Now we take the limit $\delta \rightarrow 0$ and $w_0 \rightarrow \infty$ in such a way that

$$(2.24) \quad \lim_{\substack{w_0 \rightarrow \infty \\ \delta \rightarrow 0}} w_0 \delta = P_0$$

The exponential function $e^{-p\delta}$ may be expanded in the form

$$(2.25) \quad e^{-p\delta} = 1 - p\delta + \frac{p^2 \delta^2}{2!} - \frac{p^3 \delta^3}{3!} + \dots$$

Substituting this into (2.23), we have

$$(2.26) \quad \lim_{\substack{\delta \rightarrow 0 \\ w_0 \rightarrow \infty}} W(p) = \lim_{\substack{\delta \rightarrow 0 \\ w_0 \rightarrow \infty}} e^{-pa} w_0 \delta p = p P_0 e^{-pa}$$

This is the transform of the concentrated load situated at the point $x = a$. Substituting this into Eq. (2.10), we have

$$(2.27) \quad Y(p) = \frac{y_1}{p} - \frac{P_0 e^{-sp}}{H p} = Ly(x)$$

Computing the inverse transform of this expression by the table of transforms, we obtain

$$(2.28) \quad y(x) = \begin{cases} y_1 x & 0 < x < a \\ y_1 x - \frac{P_0(x-a)}{H} & a < x < s \end{cases}$$

The constant y_1 may be determined by the condition $y(s) = 0$, and it is

$$(2.29) \quad y_1 = \frac{P_0}{Hs} (s - a)$$

Substituting this value of y_1 into (2.28), we obtain the following equation for the deflection $y(x)$:

$$(2.30) \quad y(x) = \begin{cases} \left(\frac{P_0}{H} x \left(1 - \frac{a}{s} \right) \right) & 0 < x < a \\ \left(\frac{P_0}{H} a \left(1 - \frac{x}{s} \right) \right) & a < x < s \end{cases}$$

d. The Effect of an Arbitrary Load. A useful relation may be easily obtained giving the deflection of an arbitrary load by the use of the Faltung theorem established in Chap. XXI. The theorem states that if

$$(2.31) \quad \begin{cases} L^{-1}g_1(p) = h_1(x) \\ L^{-1}g_2(p) = h_2(x) \end{cases}$$

then

$$(2.32) \quad \begin{aligned} L^{-1} \frac{g_1 g_2}{p^2} &= \int_0^x h_1(u) h_2(x-u) du \\ &= \int_0^x h_2(u) h_1(x-u) du \end{aligned}$$

Returning to Eq. (2.10) with the initial deflection $y_0 = 0$, we have

$$(2.33) \quad Y(p) = \frac{y_1}{p} - \frac{W(p)}{H p^2} = Ly(x)$$

Now since

$$(2.34) \quad L^{-1} \frac{1}{p} = x \quad L^{-1}W(p) = w(x)$$

we have by the Faltung theorem

$$(2.35) \quad L^{-1} \frac{W(p)}{Hp^2} = L^{-1} \frac{W(p)}{Hp \cdot p} = \int_0^x \frac{w(u)(x-u) du}{H}$$

Hence from (2.33), we have

$$(2.36) \quad y(x) = y_1x - \frac{1}{H} \int_0^x w(u)(x-u) du$$

To determine y_1 we again use $y(s) = 0$ and we have

$$(2.37) \quad y_1 = \frac{1}{Hs} \int_0^s w(u)(s-u) du - \frac{1}{H} \int_0^s w(u)(x-u) du$$

This gives the deflection of the cord in the span from $x = 0$ to $x = s$ due to the influence of a general load $w(x)$.

3. Stretched Cord with Elastic Support. Let us assume that the vertical deflection of the cord is restrained by a large number of springs such that their effect can be considered as a distributed restoring force per unit length equal to ky , where k is a measure of the "spring constant" of the support and y is the deflection. In this case we must add the amount $-ky$ to the vertical load of Eq. (2.6), and we obtain the differential equation

$$(3.1) \quad H \frac{d^2y}{dx^2} - ky = -w(x)$$

for the deflection $y(x)$. To solve this equation operationally, we again introduce the transforms

$$(3.2) \quad Ly(x) = Y(p)$$

$$(3.3) \quad Lw(x) = W(p)$$

and Eq. (3.1) transforms to

$$(3.4) \quad (p^2 - c^2)Y = p^2y_0 + py_1 - \frac{W(p)}{H}$$

where

$$(3.5) \quad c^2 = \frac{k}{H}$$

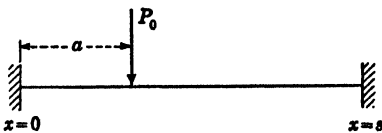


FIG. 3.1.

a. Cord Fixed at Its Ends, Concentrated Load. Let us consider the case shown in Fig. 3.1.

In this case the transform of the concentrated load is by (2.25) $pe^{-ap}P_0$. Since $y_0 = 0$, Eq. (3.4) becomes

$$(3.6) \quad Y(p) = \frac{py_1}{(p^2 - c^2)} - \frac{P_0}{H} e^{-ap} \frac{p}{(p^2 - c^2)} = Ly(x)$$

Consulting the table of transforms, we find the inverse transform to be

$$(3.7) \quad y(x) = \begin{cases} y_1 \frac{\sinh (cx)}{c} & 0 < x < a \\ y_1 \frac{\sinh (cx)}{c} - \frac{P_0}{Hc} \sinh c(x-a) & a < x < s \end{cases}$$

If we use the boundary condition $y(s) = 0$, we obtain

$$(3.8) \quad y_1 = \frac{P_0 \sinh [c(s-a)]}{H \sinh (cs)}$$

Substituting this value of y_1 into (3.7), we obtain the following deflection of the cord

$$(3.9) \quad y(x) = \frac{P_0 \sinh [c(s-a)] \sinh (cx)}{HC \sinh (cs)} \quad 0 < x < a$$

$$(3.10) \quad y(x) = \frac{P_0 \sinh [c(s-a)]}{HC \sinh (cs)} \sinh (cs) \frac{P_0}{HC} \sinh c(x-a) \quad a < x < s$$

b. Infinite Cord Elastically Supported, Concentrated Load. The deflection of an infinitely long elastically supported cord under the influence of a concentrated load P_0 may be obtained as a special case of (3.10).

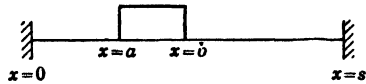


FIG. 3.2.

In order to obtain the deflection in this case, let

$$(3.11) \quad Z = (x-a) \quad \text{and} \quad a = \frac{s}{2}$$

Making these substitutions in (3.10), we obtain

$$(3.12) \quad y(z) = \frac{P_0}{Hc} \sinh \frac{cs}{2} \sinh \left(\frac{cs}{2} + cz \right) - \frac{P_0}{Hc} \sinh cz \quad z > 0$$

Now

$$(3.13) \quad \lim_{s \rightarrow \infty} y(z) = \frac{P_0}{2Hc} e^{-cs} = \frac{P_0}{2\sqrt{Hk}} e^{-cz} \quad z > 0$$

This is the required deflection where z is measured from the point of application of the load.

c. Elastically Supported Cord with Uniform Load. Let us consider the case of Fig. 3.2.

In this case the cord is loaded with a uniform load w_0 per unit length. The load extends from $x = a$, to $x = b$.

For this case we have

$$(3.14) \quad Lw(x) = w_0(e^{-ap} - e^{-bp})$$

In this case the general equation (3.4) becomes

$$(3.15) \quad Y(p) = y_1 \frac{p}{(p^2 - c^2)} - \frac{w_0}{H} \left[\frac{e^{-ap} - e^{-bp}}{(p^2 - c^2)} \right] = Ly(x)$$

Consulting the table of transforms, we obtain

$$(3.16) \quad \left\{ \begin{array}{ll} y(x) = y_1 \frac{\sinh cx}{c} & 0 < x < a \\ y(x) = y_1 \frac{\sinh cx}{c} - \frac{w_0}{Hc^2} [\cosh c(x-a) - 1] & a < x < b \\ y(x) = y_1 \frac{\sinh cx}{c} - \frac{w_0}{Hc^2} \cosh c(x-a) + \\ & \frac{w_0}{Hc^2} \cosh c(x-b) \quad b < x < s \end{array} \right.$$

Using the boundary condition $y(s) = 0$, we obtain the following value for the constant y_1 :

$$(3.17) \quad y_1 = \frac{w_0}{Hc \sinh cs} [\cosh c(s-a) - \cosh c(s-b)]$$

Substituting this value of y_1 into (3.16) gives the required deflection.

d. Elastically Supported Cord, General Loading. The transform of the deflection of an elastically supported cord under the influence of a general load $w(x)$ is given by Eq. (3.4) in the form

$$(3.18) \quad Y(p) = \frac{py_1}{(p^2 - c^2)} - \frac{1}{H} \frac{W(p)}{(p^2 - c^2)} = Ly(x)$$

where

$$(3.19) \quad Lw(x) = W(p)$$

Now by the Faltung theorem, we have

$$(3.20) \quad L^{-1} \frac{W(p)}{(p^2 - c^2)} = \frac{1}{c} \int_0^x w(u) \sinh [c(x-u)] du$$

Hence the inverse transform of (3.18) is given by

$$(3.21) \quad y(x) = y_1 \frac{\sinh cx}{c} - \frac{1}{Hc} \int_0^x w(u) \sinh [c(x-u)] du$$

Using the boundary condition $y(s) = 0$, we find the following value of y_1 :

$$(3.22) \quad y_1 = \frac{1}{H \sinh cs} \int_0^s w(u) \sinh [c(s - u)] du$$

Substituting this value of u_1 into (3.21) gives the required deflection produced by the general loading $w(x)$.

4. The Deflection of Beams by Transverse Forces. Consider a uniform straight beam supported as shown in Fig. 4.1.




FIG. 4.1.

Let us measure the deflection $y(x)$ of the beam at any point x downward. Then it is shown in works on elasticity¹ that $y(x)$ satisfies the following differential equation:

$$(4.1) \quad EI \frac{d^4 y}{dx^4} = w(x)$$

where E is the Young's modulus of elasticity of the material of the beam, I is the moment of inertia of the cross section of the beam with respect to a line passing through the center of gravity of the cross section and perpendicular to the x axis and to the vertical direction y . The quantity EI is called the *flexural rigidity* of the beam. $w(x)$ is the load per unit length of the beam.

There also exist the two following relations:

$$(4.2) \quad F(x) = -EI \frac{d^3 y}{dx^3}$$

and

$$(4.3) \quad M(x) = -EI \frac{d^2 y}{dx^2}$$

where $F(x)$ is the *shear force* and $M(x)$ is the *bending moment*. The deflection $y(x)$ is measured positive downward, the load per unit length $w(x)$ is measured positive downward, the shear force $F(x)$ is measured positive upward, and the bending moment $M(x)$ positive clockwise.

To solve Eq. (4.1), let us introduce the transforms

$$(4.4) \quad Ly(x) = Y(p)$$

$$(4.5) \quad Lw(x) = W(p)$$

¹ SOUTHWELL, R. V.: "An Introduction to the Theory of Elasticity for Engineers and Physicists," Oxford University Press, New York, 1936.

Hence since

$$(4.6) \quad L \frac{d^4 y}{dx^4} = p^4 Y - p^4 y_0 - p^3 y_1 - p^2 y_2 - p y_3$$

where

$$(4.7) \quad y_r = \left(\frac{d^r y}{dx^r} \right) \text{ evaluated at } x = 0$$

Eq. (4.1) transforms into

$$(4.8) \quad Y(p) = \frac{W(p)}{EI p^4} + y_0 + \frac{y_1}{p} + \frac{y_2}{p^2} + \frac{y_3}{p^3}$$

a. Uniform Beam Clamped Horizontally at Both Ends under the Influence of a Uniformly Distributed Load. Consider the deflection of the beam of Fig. 4.2.




FIG. 4.2.

In this case, the deflection and slope at $x = 0$ are both equal to zero; hence

$$(4.9) \quad y_0 = y_1 = 0$$

The transform of the uniform load w_0 is given by

$$(4.10) \quad W(p) = w_0$$

Hence in this case, (4.8) reduces to

$$(4.11) \quad Y(p) = \frac{w_0}{EI p^4} + \frac{y_2}{p^2} + \frac{y_3}{p^3} = Ly(x)$$

The inverse transform of this gives

$$(4.12) \quad y(x) = \frac{w_0}{EI} \frac{x^4}{4!} + y_2 \frac{x^2}{2!} + y_3 \frac{x^3}{3!}$$

The constants y_2 and y_3 are determined by the conditions

$$(4.13) \quad y = \frac{dy}{dx} = 0 \quad \text{at } x = s$$

These conditions give

$$(4.14) \quad y_1 = -\frac{w_0 s}{12EI} \quad y_2 = -\frac{w_0 s^2}{12EI}$$

Substituting these values into (4.12) we obtain the following equation for the deflection:

$$(4.15) \quad y(x) = \frac{w_0 x^2 (s-x)^2}{24EI}$$

b. *Uniform Beam Clamped Horizontally at Both Ends and Carrying a Concentrated Load.* Consider the problem of determining the deflection of the beam shown in Fig. 4.3.

In this case the transform of the concentrated load is

$$(4.16) \quad W(p) = pe^{-ap}P_0$$

Since the deflection and slope are zero at $x = 0$, Eq. (4.8) in this case reduces to

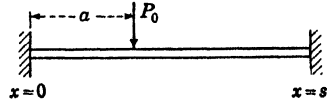


FIG. 4.3.

$$(4.17) \quad Y(p) = \frac{P_0}{EI} \frac{e^{-ap}}{p^3} + \frac{y_2}{p^2} + \frac{y_3}{p^3} = Ly(x)$$

The inverse transform of this is

$$(4.18) \quad \begin{cases} y(x) = y_2 \frac{x^2}{2!} + y_3 \frac{x^3}{3!} & 0 < x < a \\ y(x) = \frac{P_0}{6EI} (x - a)^3 + y_2 \frac{x^2}{2} + y_3 \frac{x^3}{6} & a < x < s \end{cases}$$

The conditions that the deflection and slope must vanish at $x \pm s$ enables y_1 and y_2 to be determined. Inserting these values of y_2 and y_3 into (4.18), we obtain the following equations for the deflection:

$$(4.19) \quad \begin{cases} y(x) = \frac{P_0}{6EI s^3} x^2(s - a)^2[3as - (s + 2a)x] & 0 < x < a \\ y(x) = \frac{P_0 a^2}{6EI s^3} (a - s)^2[(3s - 2a) - as] & a < x < s \end{cases}$$

c. *Uniform Beam Clapped Horizontally at One End and Free at the Other Carrying a Concentrated Load.* Let us determine the deflection of the beam shown in Fig. 4.4.

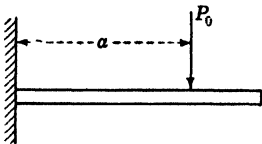


FIG. 4.4.

In this case, Eq. (4.8) becomes

$$(4.20) \quad Y(p) = \frac{P_0 e^{-ap}}{EI p^3} + \frac{y_2}{p^2} + \frac{y_3}{p^3}$$

The inverse transform of $Y(p)$ is

$$(4.21) \quad \begin{cases} y(x) = y_2 \frac{x^2}{2} + y_3 \frac{x^3}{6} & 0 < x < a \\ y(x) = \frac{P_0}{6EI} (x - a)^3 + y_2 \frac{x^2}{2!} + y_3 \frac{x^3}{6} & a < x < s \end{cases}$$

In this case, since the end $x = s$ is free, it follows that the bending moment and shear force at that point must vanish. We therefore

have by (4.2) and (4.3)

$$(4.22) \quad \frac{d^2y}{dx^2} = \frac{d^3y}{dx^3} = 0 \quad \text{at } x = s$$

Inserting these conditions in (4.21), we obtain

$$(4.23) \quad \begin{cases} y_2 = \frac{aP_0}{EI} \\ y_3 = -\frac{P_0}{EI} \end{cases}$$

Substituting these values into (4.21), we obtain the following equations for the deflection:

$$(4.24) \quad \begin{cases} y(x) = \frac{P_0x^2}{EI} \left(\frac{a}{2} - \frac{x}{6} \right) & 0 < x < a \\ y(x) = \frac{P_0a^2}{EI} \left(\frac{x}{2} - \frac{a}{6} \right) & a < x < s \end{cases}$$

5. Deflection of Beams on an Elastic Foundation. Let us assume that a uniform beam is attached to a rigid base by means of a uniform elastic medium as shown in Fig. 5.1.



FIG. 5.1.

The action of the elastic medium may be taken into account by introducing a restoring force $-ky$ acting in a direction opposite to

that of the load $w(x)$. In this case Eq. (4.1) becomes

$$(5.1) \quad EI \frac{d^4y}{dx^4} + ky = w(x)$$

the constant k is called the *modulus of the foundation*.

Let us divide Eq. (5.1) by EI . We then obtain

$$(5.2) \quad \frac{d^4y}{dx^4} + \frac{k}{EI} y = \frac{W(x)}{EI}$$

If we now let

$$(5.3) \quad a = \left(\frac{k}{4EI} \right)^{\frac{1}{2}}$$

Eq. (5.2) may be written in the form

$$(5.4) \quad \frac{d^4y}{dx^4} + 4a^4y = \frac{w(x)}{EI}$$

To solve this equation operationally, we write

$$(5.5) \quad Ly(x) = Y(p)$$

$$(5.6) \quad Lw(x) = W(p)$$

Equation (5.4) is then transformed to

$$(5.7) \quad (p^4 + 4a^4)Y = \frac{W(p)}{EI} + p^4y_0 + p^3y_1 + p^2y_2 + py_3$$

a. *Beam on Elastic Foundation Clamped Horizontally at Both Ends under the Influence of a Concentrated Load.* Let us consider the deflection of the beam shown in Fig. 5.2.

In this case, the conditions that the slope and deflection at $x = 0$ must vanish lead to

$$(5.8) \quad y_1 = y_0 = 0$$

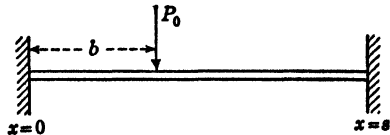


FIG. 5.2.

The transform of the concentrated load P_0 acting at $x = b$ is

$$(5.9) \quad W(p) = pP_0e^{-pb}$$

Hence in this case, Eq. (5.7) becomes

$$(5.10) \quad Y(p) = \frac{P_0}{EI} \frac{pe^{-pb}}{(p^4 + 4a^4)} + y_2 \frac{p^2}{(p^4 + 4a^4)} + y_3 \frac{p}{(p^4 + 4a^4)}$$

The transform of $\frac{dy}{dx}$ is given by

$$(5.11) \quad L\left(\frac{dy}{dx}\right) = pY(p) = \frac{P_0}{EI} \frac{p^2e^{-pb}}{(p^4 + 4a^4)} + y_2 \frac{p^3}{(p^4 + 4a^4)} + y_3 \frac{p}{(p^4 + 4a^4)}$$

We have the following inverse transforms:

$$(5.12) \quad L^{-1} \frac{p}{(p^4 + 4a^4)} = \frac{1}{4a^3} (\sin ax \cosh ax - \cos ax \sinh ax) = \phi_1(x)$$

$$(5.13) \quad L^{-1} \frac{p^2}{(p^4 + 4a^4)} = \frac{1}{2a^2} (\sin ax \sinh ax) = \phi_2(x)$$

$$(5.14) \quad L^{-1} \frac{p^3}{p^4 + 4a^4} = \frac{1}{2a} (\sin ax \cosh ax + \cos ax \sinh ax) = \phi_3(x)$$

$$(5.15) \quad L^{-1} \frac{p^4}{p^4 + 4a^4} = \cos ax \cosh ax = \phi_4(x)$$

In terms of these functions, the inverse of $Y(p)$ in equation (5.10) is

$$(5.16) \quad \begin{cases} y = y_2\phi_2(x) + y_3\phi_1(x) & 0 < x < b \\ y = \frac{P_0}{EI} \phi_1(x - b) + y_2\phi_2(x) + y_3\phi_1(x) & b < x < s \end{cases}$$

The constants y_2 and y_3 may be found from the condition that the deflection and slope must vanish at $x = s$. From (5.16) we thus obtain

$$(5.17) \quad 0 = \frac{P_0}{EI} \phi_1(s - b) + y_2 \phi_2(s) + y_3 \phi_1(s)$$

From the transform of (5.11), we obtain

$$(5.18) \quad 0 = \frac{P_0}{EI} \phi_2(s - b) + y_2 \phi_3(s) + y_3 \phi_2(s)$$

These two equations may be solved for the constants y_2 and y_3 . This gives

$$(5.19) \quad y_2 = \frac{P_0}{EI} \frac{\phi_2(s) \phi_2(s - b) - \phi_2(s) \phi_1(s - b)}{\phi_2^2(s) - \phi_3(s) \phi_1(s)}$$

$$(5.20) \quad y_3 = \frac{P_0}{EI} \frac{\phi_2(s) \phi_2(s - b) - \phi_3(s) \phi_1(s - b)}{\phi_1(s) \phi_2(s) - \phi_2^2(s)}$$

The deflection is obtained by substituting these values of y_2 and y_3 into (5.16).

b. Beam on Elastic Foundation Clamped Horizontally at Both Ends under the Influence of a General Load. In this case, since the deflection and slope vanish at $x = 0$, Eq. (5.7) becomes

$$(5.21) \quad Y(p) = \frac{W(p)}{EI(p^4 + 4a^4)} + \frac{p^2 y_2}{p^4 + 4a^4} + \frac{p y_3}{p^4 + 4a^4}$$

The inverse transform of the slope is given by

$$(5.22) \quad L\left(\frac{dy}{dx}\right) = \frac{pW(p)}{EI(p^4 + 4a^4)} + \frac{p^3 y_2}{p^4 + 4a^4} + \frac{p^2 y_3}{p^4 + 4a^4}$$

Now by the Faltung theorem, we have

$$(5.23) \quad L^{-1} \frac{W(p)}{p^4 + 4a^4} = \int_0^x w(u) \phi_1(x - u) du$$

$$(5.24) \quad L^{-1} \frac{pW(p)}{p^4 + 4a^4} = \int_0^x w(u) \phi_2(x - u) du$$

Hence the inverses of (5.21) and (5.22) give the following equations for the deflection and slope:

$$(5.25) \quad y = \frac{1}{EI} \int_0^x w(u) \phi_1(x - u) du + y_2 \phi_2(x) + y_3 \phi_1(x)$$

$$(5.26) \quad \frac{dy}{dx} = \frac{1}{EI} \int_0^x w(u) \phi_2(x - u) du + y_2 \phi_3(x) + y_3 \phi_2(x)$$

Now if we let

$$(5.27) \quad A = \frac{1}{EI} \int_0^s w(u) \phi_1(s-u) du$$

$$(5.28) \quad B = \frac{1}{EI} \int_0^s w(u) \phi_2(s-u) du$$

and make use of the fact that the slope and deflection both vanish at $x = s$, we obtain the following values for the constants y_2 and y_3 :

$$(5.29) \quad y_2 = \frac{B \phi_1(s) - A \phi_2(s)}{\phi_2^2(s) - \phi_1(s) \phi_3(s)}$$

$$(5.30) \quad y_3 = \frac{B \phi_2(s) - A \phi_3(s)}{\phi_1(s) \phi_3(s) - \phi_2^2(s)}$$

If these values of y_2 and y_3 are substituted into (5.25), the value of the deflection is obtained.

6. Buckling of a Uniform Column under Axial Load. Consider a column hinged at the point $x = s$ and supported at $x = 0$ in such a way that lateral deflection is prevented but free rotation is allowed as shown in Fig. 6.1.

The column is under the influence of an axial load considered positive when acting in a downward direction to cause a compression. Let $y(x)$ be the deflection of the column. The bending moment at any point x is given by

$$(6.1) \quad EI \frac{d^2y}{dx^2} = -M$$

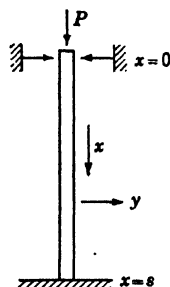


FIG. 6.1.

The bending moment at any point M due to the force P is given by

$$(6.2) \quad M = Py$$

Hence substituting this into (6.1), we have

$$(6.3) \quad EI \frac{d^2y}{dx^2} + Py = 0$$

If we let

$$(6.4) \quad a^2 = \frac{P}{EI}$$

we obtain

$$(6.5) \quad \frac{d^2y}{dx^2} + a^2y = 0$$

The general solution of this equation is

$$(6.6) \quad y = A \cos(ax) + B \sin(ax)$$

where A and B are arbitrary constants. In order to satisfy the boundary condition $y(0) = 0$, we must have

$$(6.7) \quad A = 0$$

so that the solution reduces to

$$(6.8) \quad y = B \sin(ax)$$

To satisfy the condition $y(s) = 0$, we must have

$$(6.9) \quad \sin(as) = 0$$

or

$$(6.10) \quad as = k\pi \quad k = 0, 1, 2, 3, \dots$$

To each value of k , there corresponds a solution

$$(6.11) \quad y_k = B_k \sin\left(\frac{k\pi x}{s}\right)$$

where the B_k 's are arbitrary constants. These deflections are called the *modes of buckling*. To each mode, there corresponds a load

$$(6.12) \quad P_k = k^2\pi^2 \frac{EI}{s^2}$$

These loads are called the *critical loads*. For each of these loads, the corresponding mode of buckling represents an equilibrium position with an arbitrary amplitude. The first critical load is obtained by placing $k = 1$, in (6.12), so that we have

$$(6.13) \quad P_1 = \pi^2 \frac{EI}{s^2}$$

This equation is known as Euler's formula. It gives the upper limit for the stability of the undeflected equilibrium position of the column.

7. The Vibration of Beams. To find the equation of motion for the free vibrations of a uniform beam, we use d'Alembert's principle that states that any dynamical problem may be treated as a static problem by the addition of appropriate inertia forces. The equation giving the static deflection of a beam $y(x)$ under the influence of a static load $w(x)$ is

$$(7.1) \quad EI \frac{d^4y}{dx^4} = w(x)$$

The equation of the free vibration of a beam may be obtained from this equation by considering $-m \frac{\partial^2 y}{\partial t^2}$ as the load, where m is the mass

per unit length. Accordingly, letting

$$(7.2) \quad w(x) = -m \frac{\partial^2 y}{\partial t^2}$$

in (7.1), we obtain

$$(7.3) \quad EI \frac{\partial^4 y}{\partial x^4} = -m \frac{\partial^2 y}{\partial t^2}$$

where partial differentiation symbols must be used because the deflection y is now a function of the two *independent* variables x and t .

Let us investigate oscillations of the harmonic type. To do this, we let

$$(7.4) \quad y(x, t) = v(x) \sin \omega t$$

If we substitute (7.4) into (7.3), we obtain the following ordinary differential equation for the variable $v(x)$:

$$(7.5) \quad EI \frac{d^4 v}{dx^4} = m\omega^2 v$$

If we let

$$(7.6) \quad k^4 = \frac{m\omega^2}{EI}$$

Eq. (7.5) may be written in the form

$$(7.7) \quad \frac{d^4 v}{dx^4} = k^4 v$$

This equation has solutions of the exponential type

$$(7.8) \quad v = ce^{\theta x}$$

where c is an arbitrary constant. Substituting this into (7.7), we find the possible values of θ are given by

$$(7.9) \quad \theta^4 = k^4$$

or

$$(7.10) \quad \theta^2 = \pm k^2$$

and hence

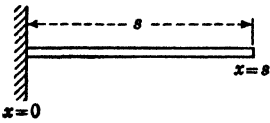
$$(7.11) \quad \theta = \pm k \text{ or } \pm jk \quad j = \sqrt{-1}$$

Therefore, the general solution of (7.7) is given by

$$(7.12) \quad v = c_1 e^{kx} + c_2 e^{-kx} + c_3 e^{jkx} + c_4 e^{-jkx}$$

where the c_r quantities are *arbitrary* constants.

It is convenient to express the solution of (7.7) in terms of hyperbolic and trigonometric functions instead of exponential functions in the form



$$(7.13) \quad v(x) = A \cos kx + B \sinh x + C \cosh kx + D \sinh ks$$

where A, B, C, D , are arbitrary constants.

a. Natural Frequencies of a Cantilever.

Let us determine the natural frequencies and modes of oscillation of the cantilever beam shown in Fig. 7.1.

To determine the natural frequencies of the cantilever beam, we have the boundary conditions

- (a)
$$\left. \begin{aligned} v &= 0 \\ \frac{dv}{dx} &= 0 \end{aligned} \right\} \quad x = 0 \quad (\text{fixed end})$$
- (b)
$$\frac{d^2v}{dx^2} = 0 \quad \text{at } x = s \quad (\text{bending moment} = 0)$$
- (c)
$$\frac{d^3v}{dx^3} = 0 \quad \text{at } x = s \quad (\text{shear force} = 0)$$

Imposing these conditions on the general solution (7.13), we have

$$(7.14) \quad A + C = 0 \quad B + D = 0$$

Hence we have

$$(7.15) \quad A = -C \quad B = -D$$

$$(7.16) \quad C(\cosh ks + \cos ks) + D(\sinh ks + \sin ks) = 0$$

$$(7.17) \quad C(\sinh ks - \sin ks) + D(\cosh ks + \cos ks) = 0$$

In order that these homogeneous linear equations in C and D may have a nontrivial solution, it is necessary that

$$(7.18) \quad \begin{vmatrix} (\cosh ks + \cos ks) & (\sinh ks + \sin ks) \\ (\sinh ks - \sin ks) & (\cosh ks + \cos ks) \end{vmatrix} = 0$$

or

$$(7.19) \quad 1 + \cosh ks \cos ks = 0$$

Therefore

$$(7.20) \quad \cos ks = -\frac{1}{\cosh ks}$$

This equation may be solved graphically by letting $ks = Z$ and plotting $\cos Z$ and $-(1/\cosh Z)$ as shown in Fig. 7.2.

If Z , are the abscissas of the points of intersection of these curves, then they are the solutions of the Eq. (7.20). The first few roots of

(7.20) are given by

$$(7.21) \quad \begin{cases} Z_1 = 1.8751 & Z_2 = 4.694 & Z_3 = 7.854 \\ Z_4 = 10.996 & Z_5 = 14.13 \text{ etc.} \end{cases}$$

Each root Z_r fixes a value of k , k_r by the equation

$$(7.22) \quad k_r = \frac{Z_r}{s}$$

By (7.6) each value of k , k_r , fixes a value of the possible natural frequency ω by the equation

$$(7.23) \quad \omega_r = k_r^2 \sqrt{\frac{EI}{m}} = \left(\frac{Z_r}{s}\right)^2 \sqrt{\frac{EI}{m}}$$

The lowest natural angular frequency is given by

$$(7.24) \quad \omega_1 = \left(\frac{1.875}{s}\right)^2 \sqrt{\frac{EI}{m}}$$

b. Natural Frequencies of a Hinged Beam. Let us consider the determination of the natural frequencies of oscillation of a beam

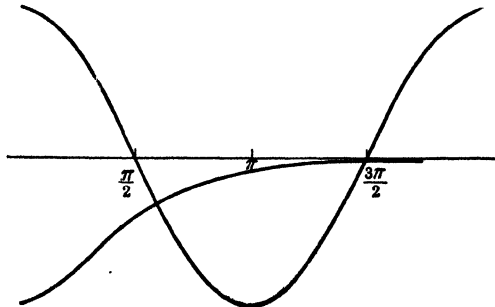


FIG. 7.2.

hinged at both ends $x = 0$ and $x = s$. The boundary conditions for this case are

$$(a) \quad \left. \begin{matrix} v = 0 \\ x = 0 \end{matrix} \right\} \quad \left. \begin{matrix} v = 0 \\ x = s \end{matrix} \right\}$$

$$(b) \quad \left. \begin{matrix} \frac{d^2v}{dx^2} = 0 \\ x = 0 \end{matrix} \right\} \quad \left. \begin{matrix} \frac{d^2v}{dx^2} = 0 \\ x = s \end{matrix} \right\}$$

Imposing these conditions on Eq. (7.13), we obtain the following equations

$$(7.25) \quad \begin{cases} 0 = A + C \\ 0 = -A + C \end{cases}$$

Hence

$$(7.26) \quad A = C = 0$$

and

$$(7.27) \quad \begin{cases} 0 = B \sin ks + D \sinh ks \\ 0 = -B \sin ks + D \sinh ks \end{cases}$$

Now Eqs. (7.27) show that either

$$(7.28) \quad B \sin ks = 0$$

or

$$(7.29) \quad D \sinh ks = 0$$

Now since $\sinh ks$ cannot be zero for real values of its argument, it follows that $D = 0$. Then for a nontrivial solution $B \neq 0$, we must have

$$(7.30) \quad \sin ks = 0$$

Hence

$$(7.31) \quad ks = r\pi \quad r = 0, 1, 2, 3, \dots$$

and to each value of r there corresponds a value of k , k_r given by

$$(7.32) \quad k_r = \frac{r\pi}{s}$$

By (7.6) the natural frequencies are given by

$$(7.33) \quad \omega_r = \left(\frac{r\pi}{s}\right)^2 \sqrt{\frac{EI}{m}} \quad r = 1, 2, 3, 4, 5, \dots$$

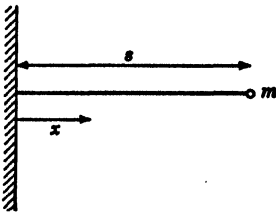


FIG. 7.3.

The natural modes are given by

$$(7.34) \quad v_r(x) = B_r \sin\left(\frac{r\pi x}{s}\right) \quad r = 1, 2, 3, \dots$$

c. Beam Clamped at One End and Carrying a Mass at the Free End. As a more complicated example of the general method, let us consider the system of Fig. 7.3.

This represents a cantilever beam supporting a mass M at its free end. In this case we must adjust the general solution (7.13) to the boundary conditions

$$(a) \quad \left. \begin{aligned} v &= 0 \\ \frac{dv}{dx} &= 0 \end{aligned} \right\} \quad x = 0 \quad (\text{clamped end})$$

$$(b) \quad \frac{d^2v}{dx^2} = 0 \quad \text{at } x = s \quad (\text{zero bending moment})$$

The fourth condition is that at the free end the shearing force is the force due to the inertia of the mass M . Now the shearing force F is given by

$$(7.35) \quad F = -EI \frac{\partial^3 y}{\partial x^3}$$

in terms of the deflection $y(x, t)$. The inertia force of the mass is

$$-M \left(\frac{\partial^2 y}{\partial t^2} \right)_{x=s}. \quad \text{Hence we have}$$

$$(7.36) \quad EI \left(\frac{\partial^3 y}{\partial x^3} \right)_{x=s} = M \left(\frac{\partial^2 y}{\partial t^2} \right)_{x=s}$$

To obtain the boundary condition in terms of the variable $v(x)$, we use the fact that

$$(7.37) \quad y(x, t) = v(x) \sin \omega t$$

Hence, substituting this into (7.36) and dividing both sides by the common factor $\sin \omega t$, we obtain

$$(c) \quad EI \left(\frac{d^3 v}{dx^3} \right)_{x=s} = -(M\omega^2 v)_{x=s}$$

This is the required boundary condition.

We now impose these boundary conditions on the general solution (7.13). Condition (a) gives

$$(7.38) \quad \begin{cases} 0 = A + C \\ 0 = B + D \end{cases}$$

Therefore we may write

$$(7.39) \quad v(x) = A(\cos kx - \cosh kx) + B(\sin kx - \sinh kx)$$

Condition (b) gives

$$(7.40) \quad -A(\cos ks + \cosh ks) - B(\sin ks + \sinh ks) = 0$$

and condition (c) gives

$$(7.41) \quad -k^3[A(\sinh ks - \sin ks) + B(\cosh ks + \cos ks)] \\ = + \frac{M\omega^2}{EI} [A(\cosh ks - \cos ks) + B(\sinh ks - \sin ks)]$$

In order that Eqs. (7.40) and (7.41) may have nontrivial solution $A = B = 0$, the determinant of their coefficients must vanish. If we let

$$(7.42) \quad \phi = \frac{M}{m_s} = \frac{M}{M_B}$$

so that ϕ is the ratio of the mass M to the mass of the beam M_B and also let

$$(7.43) \quad Z = ks$$

we obtain, after some reductions, the equation

$$(7.44) \quad \frac{1 + \cosh Z \cos Z}{\cosh Z \sin Z - \sinh Z \cos Z} = \phi Z$$

This equation can be solved by plotting the curve

$$(7.45) \quad y_1 = \frac{1 + \cosh Z \cos Z}{\cosh Z \sin Z - \sinh Z \cos Z} \\ = \frac{\cos Z + \operatorname{sech} Z}{\sin Z - \cos Z \tanh Z}$$

and the straight line

$$(7.46) \quad y_2 = \phi Z$$

and finding the values of Z at the intersections.

If $\phi = 1$, the graph gives the following approximate values of Z for the intersection of y_1 and y_2 :

$$(7.47) \quad Z = 1.238, 4.045, \frac{9\pi}{4}, \frac{13\pi}{4}, \dots$$

If we call the r th root of (7.45) Z_r , then we have

$$(7.48) \quad \omega_r = \left(\frac{Z_r}{s}\right)^2 \sqrt{\frac{EI}{m}}$$

for the natural angular frequencies of the oscillations of the system.

If $M \gg M_B$ so that the supported mass is much larger than the mass of the beam, then $\phi \gg 1$. In this case the angular frequency is very small and Z is small. Now when Z is small, we can use the following approximations:

$$(7.49) \quad \begin{cases} \cos Z \doteq 1 - \frac{Z^2}{2} & \cosh Z \doteq 1 + \frac{Z^2}{2} \\ \sin Z \doteq Z - \frac{Z^3}{6} & \sinh Z \doteq Z + \frac{Z^3}{6} \end{cases}$$

Using these approximations, Eq. (7.44) becomes

$$(7.50) \quad 1 + \left(1 - \frac{Z^4}{4}\right) = \phi Z^2 \left[\left(1 + \frac{Z^2}{3}\right) - \left(1 - \frac{Z^2}{3}\right) \right]$$

or

$$(7.51) \quad 2 - \frac{Z^4}{4} = \frac{2}{3} \phi Z^4$$

Neglecting $Z^4/4$ in comparison with 2, we have

$$(7.52) \quad Z_1 = \left(\frac{3}{\phi}\right)^{\frac{1}{4}}$$

In this case we have from (7.48)

$$(7.53) \quad \omega_1 = \frac{1}{s^2} \sqrt{\frac{3EI}{m\phi}} = \frac{1}{s^2} \sqrt{\frac{3EIM_B}{mM}} = \sqrt{\frac{3EI}{s^3M}}$$

for the fundamental frequency in the case that the supported mass is much greater than the mass of the beam. This result may be computed more simply by computing the "effective spring constant" of the beam by impressing a unit force at the free end and computing the resulting deflection.

8. Rayleigh's Method of Calculating Natural Frequencies. Lord Rayleigh¹ has given an approximate method for finding the lowest natural frequency of a vibrating system. The method depends upon the energy considerations of the oscillating system.

From mechanics it is known that if a conservative system (one that does not undergo loss of energy throughout its oscillation) is vibrating freely then when the system is at its maximum displacement the kinetic energy is instantaneously zero since the system is at rest at this instant. At this same instant, the potential of the system is at its maximum value. This is evident since the potential energy is the work done against the elastic restoring forces, and this is clearly a maximum at the maximum displacement.

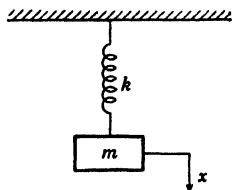


FIG. 8.1.

In the same manner, when the system passes through its mean position, the kinetic energy is a maximum and the potential energy is zero. By realizing these facts, it is possible to compute the natural frequencies of conservative systems.

¹ "Theory of Sound," 2d ed., Vol. I, pp. 111 and 287, Dover Publications, New York, 1945.

To illustrate the general procedure, consider the simple mass and spring system shown in Fig. 8.1.

Let V be the potential energy and T be the kinetic energy of the system at any instant. We then have

$$(8.1) \quad V = \int_0^x F dx = \int_0^x Kx dx = K \frac{x^2}{2}$$

since the spring force is given by kx , where k is the spring constant.

The kinetic energy is

$$(8.2) \quad T = \frac{1}{2} M \left(\frac{dx}{dt} \right)^2$$

Let the system be executing free harmonic vibrations of the type

$$(8.3) \quad x = a \sin \omega t$$

Now at the maximum displacement

$$(8.4) \quad \sin \omega t = +1 \quad \cos \omega t = 0$$

Hence from (8.1) and (8.2), we have

$$(8.5) \quad V_M = \frac{1}{2} K a^2$$

where V_M denotes the maximum potential energy.

Now when the system is passing through its equilibrium position, we have

$$(8.6) \quad \sin \omega t = 0 \quad \cos \omega t = \pm 1$$

Hence we have

$$(8.7) \quad T_M = \frac{1}{2} M a^2 \omega^2$$

Now the total energy in the system is the sum of the kinetic and potential energies. In the absence of damping forces, this total remains constant (conservative system). It is thus evident that the maximum kinetic energy is equal to the maximum potential energy, and hence

$$(8.8) \quad T_M = V_M$$

or

$$(8.9) \quad \frac{1}{2} K a^2 = \frac{1}{2} M a^2 \omega^2$$

We thus find

$$(8.10) \quad \omega = \sqrt{\frac{K}{M}}$$

for the natural frequency of the harmonic oscillations. The above illustrative example shows the essence of Rayleigh's method of computing natural frequencies. The method is particularly useful in determining the lowest natural frequency of continuous systems in the absence of frictional forces.

The method will now be applied to determine the natural frequencies of uniform beams.

Kinetic Energy of an Oscillating Beam. Consider a section of length dx of a uniform beam having a mass m per unit length. The kinetic energy of this element of beam is given by

$$(8.11) \quad dT = \frac{1}{2} m \left(\frac{\partial y}{\partial t} \right)^2 dx$$

since $\frac{\partial y}{\partial t}$ is the velocity of the element and $m dx$ is its mass. The entire kinetic energy is given by

$$(8.12) \quad T = \frac{1}{2} m \int_0^s \left(\frac{\partial y}{\partial t} \right)^2 dx$$

where s is the length of the beam.

The Potential Energy of an Oscillating Beam. Consider an element of beam of length dx as shown in Fig. (8.2).

If the left-hand end of the section is fixed, the bending moment M turns the right-hand end through the angle ϕ and the bending moment is proportional to ϕ , that is, we have

$$(8.13) \quad M(\phi) = k\phi$$

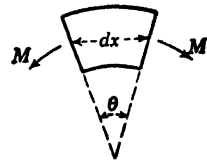


FIG. 8.2.

where k is a constant of proportionality. If now the section is bent so that the right-hand end is turned through an angle θ , the amount of work done is given by

$$(8.14) \quad dV = \int_{\phi=0}^{\phi=\theta} M(\phi) d\phi = \int_{\phi=0}^{\phi=\theta} k\phi d\phi = \frac{k\theta^2}{2} = \frac{M(\theta)\theta}{2}$$

Now the slope of the displacement curve at the left end of the section is $\frac{\partial y}{\partial x}$, and the slope at the right-hand end is

$$(8.15) \quad \left(\frac{\partial y}{\partial x} \right)_{x+dx} = \left(\frac{\partial y}{\partial x} \right)_x + \left(\frac{\partial^2 y}{\partial x^2} \right)_x dx + \dots$$

by Taylor's expansion in the neighborhood of x .

Hence neglecting higher order terms, we have

$$(8.16) \quad \theta = -\frac{\partial^2 y}{\partial x^2} dx$$

Substituting this into (8.14), we have

$$(8.17) \quad dV = -\frac{M}{2} \left(\frac{\partial^2 y}{\partial x^2} \right) dx$$

for the potential energy of the section of the beam. However, we have

$$(8.18) \quad M = -EI \left(\frac{\partial^2 y}{\partial x^2} \right)$$

Hence substituting this into (8.17), we obtain

$$(8.19) \quad dV = \frac{EI}{2} \left[\left(\frac{\partial^2 y}{\partial x^2} \right)^2 dx \right]$$

The potential energy of the whole beam is

$$(8.20) \quad V = \frac{EI}{2} \int_0^s \left(\frac{\partial^2 y}{\partial x^2} \right)^2 dx$$

If now the beam is executing harmonic vibrations of the type

$$(8.21) \quad y(x,t) = v(x) \sin \omega t$$

we have on substituting this into (8.12)

$$(8.22) \quad T_M = \frac{1}{2} m \omega^2 \int_0^s v^2(x) dx$$

for the *maximum* kinetic energy, and substituting into (8.20), we obtain

$$(8.23) \quad V_M = \frac{EI}{2} \int_0^s \left(\frac{d^2 v}{dx^2} \right)^2 dx$$

for the *maximum* potential energy.

The natural angular frequency ω can be found if the deformation curve $v(x)$ is known by equating the two expressions (8.22) and (8.23).



FIG. 8.3.

The procedure is to guess a certain function $v(x)$ that satisfies the boundary conditions at the ends of the beam and then equate expressions (8.22) and (8.23) to determine ω .

As an example of the general procedure, consider the system of Fig. (8.3).

This system consists of a heavy uniform beam simply supported at each end and carrying a concentrated mass M at the center of the span. The boundary conditions at the ends are

$$(8.24) \quad \left. \begin{array}{l} y = 0 \\ \frac{\partial^2 y}{\partial x^2} = 0 \end{array} \right\} x = 0 \quad \left. \begin{array}{l} y = 0 \\ \frac{\partial^2 y}{\partial x^2} = 0 \end{array} \right\} x = s$$

This expresses the fact that the displacement and bending moments at each end are zero. To determine the fundamental frequency, let us assume the curve

$$(8.25) \quad v(x) = A \sin \left(\frac{\pi x}{s} \right)$$

where A is the maximum deflection at the center. This assumed curve satisfies the boundary conditions and approximates the first mode of oscillation.

From (8.22) the maximum kinetic energy of the beam is

$$(8.26) \quad T_M = \frac{m\omega^2}{2} \int_0^s A^2 \sin^2 \left(\frac{\pi x}{s} \right) dx = \frac{m\omega^2 A^2 s}{4} = \frac{M_B \omega^2 A^2}{4}$$

where M_B is

$$(8.27) \quad M_B = ms$$

the mass of the beam.

The maximum kinetic energy of the central load is

$$(8.28) \quad T'_M = \frac{1}{2} M \omega^2 A^2$$

Hence for the whole system, the total maximum kinetic energy is

$$(8.29) \quad \sum T_M = \frac{1}{2} \omega^2 A^2 \left(\frac{M_B}{2} + M \right)$$

From (8.23), the maximum potential energy of the system is

$$(8.30) \quad V_M = \frac{EI}{2} \int_0^s \left(\frac{\partial^2 v}{\partial x^2} \right)^2 dx = \frac{EIA^2 \pi^4}{4s^4} \int_0^s 2 \sin^2 \frac{\pi x}{s} dx$$

We have

$$(8.31) \quad \int_0^s 2 \sin^2 \left(\frac{\pi x}{s} \right) dx = s$$

Hence

$$(8.32) \quad V_M = \frac{EIA^2 \pi^4}{4s^3}$$

Equating expressions (8.29) and (8.32), we obtain

$$(8.33) \quad \omega^2 = \frac{48.7EI}{s^3 \left(\frac{M_B}{2} + M \right)}$$

This gives the fundamental angular frequency ω . There are two interesting special cases:

a. If the central load is zero, $M = 0$, and we have

$$(8.34) \quad \omega^2 = \frac{97.4EI}{M_B s^3}$$

This turns out to be the exact expression obtained by the use of the differential equations of Sec. 7.

b. If the beam is light compared with the central load, then $M_B \ll M$ and we have

$$(8.35) \quad \omega^2 = \frac{48.7EI}{M s^3}$$

Rayleigh's method is very useful in the computation of the lowest natural frequencies of systems having distributed mass and elasticity. The success of the method depends on the fact that a large error in the assumed mode $v(x)$ produces a small error in the frequency ω . If it happens that we choose $v(x)$ to be one of the true modes, then Rayleigh's method will give the exact value for ω . In general, it may be shown that Rayleigh's method gives values of the fundamental frequency ω that are somewhat greater than the true values.

PROBLEMS

1. A flexible string is held under a horizontal component of tension, H , and extends between $x = 0$ and $x = s$. It is loaded by a uniformly distributed load w_0 per unit length, extending from $x = a$ to $x = b$. Find the location and magnitude of the maximum deflection.

2. Find the deflection of the string of Prob. 1, if two concentrated loads P_a and P_b act on it at $x = a$ and $x = b$.

3. A string extending from $x = 0$ to $x = s$ is under a horizontal component of tension, H , and rests on an elastic foundation of spring constant k . A load P_a at $x = a$ and a load P_b at $x = b$ act on the string. Determine the deflection of the string.

4. Determine the deflection of a cantilever beam of flexural rigidity EI under the influence of a uniform load w_0 per unit length extending from $x = a$ to $x = b$. The beam is clamped at $x = 0$ and extends to $x = s$.

5. An infinite beam of flexural rigidity EI rests on an elastic foundation. The modulus of the foundation is k . The beam extends from $x = -\infty$ to $x = +\infty$, and at $x = 0$ there is applied a concentrated load P_0 . Determine the deflection of the beam.

6. Consider a beam of length s clamped at $x = 0$ and $x = s$. Let $v_i(x)$ be a mode of oscillation corresponding to an angular frequency ω_i and let $v_j(x)$ be a mode corresponding to an angular frequency ω_j . Show that

$$\int_0^s v_i(x)v_j(x) dx = 0 \quad \text{if } i \neq j$$

7. Determine the natural frequencies of oscillation of a uniform beam with free ends.

8. Determine the natural frequencies of oscillation of a uniform beam with a built in end at $x = 0$ and simply supported at $x = s$.

9. Derive the equation giving the natural frequencies of a beam clamped at $x = 0$ and $x = s$ resting on an elastic foundation of modulus equal to k .

10. A string of length s under a tension t carries a mass M at its mid-point. Using Rayleigh's method, determine the fundamental frequency of oscillation. (*Hint*: Obtain the total potential and kinetic energies, etc.)

11. A uniform beam is built in at one end and carries a mass M at its other end. Use Rayleigh's method to determine the fundamental angular frequency of oscillation.

12. A uniform beam is hinged at $x = 0$ and is elastically supported at $x = s$ by a spring whose constant is k . Find the natural frequencies of oscillation. Discuss the limiting cases $k = 0$ and $k = \infty$.

13. Apply Rayleigh's method to determine the fundamental frequency of the system of Prob. 12.

References

1. KÁRMÁN, T. VON, and M. A. BIOT: "Mathematical Methods in Engineering," McGraw-Hill Book Company, Inc., New York, 1940.
2. TIMOSHENKO, S: "Vibration Problems in Engineering," D. Van Nostrand Company, Inc., New York, 1937.
3. TEMPLE, G., and W. G. BICKLEY: "Rayleigh's Principle," Oxford University Press, New York, 1933.
4. PIPES, L. A.: "Application of the Operational Calculus to the Theory of Structures," *Journal of Applied Physics*, September, 1943.

CHAPTER X

THE CALCULUS OF FINITE DIFFERENCES AND LINEAR DIFFERENCE EQUATIONS WITH CONSTANT COEFFICIENTS

1. Introduction. A great many electrical and mechanical systems encountered in practice consist of many identical component parts. Such problems as the determination of the potential and current distribution along an electrical network of the ladder type or the determination of the natural frequencies of the torsional oscillations of systems consisting of identical disks attached to each other by identical length of shafting may be most simply solved by the use of difference equations.

The calculus of finite difference is of extreme importance in the theory of interpolation and numerical integration and differentiation. In this chapter some of the elementary procedures of the calculus of finite differences will be considered, and methods for the solution of linear difference equations will be developed.

2. The Fundamental Operators of the Calculus of Finite Differences. The calculus of finite differences is greatly facilitated by the use of certain *operators*. An operator may be defined as a symbol placed before a function to indicate the application of some process to the function to produce a new function. The symbol $D = \frac{d}{dx}$ is an example, we have

$$(2.1) \quad Df(x) = \frac{df}{dx} = f'(x)$$

In the calculus of finite differences, it is convenient to use the operators E , Δ , D , and k , any constant. These operators indicate the following processes:

$$(2.2) \quad \begin{cases} EF(x) = F(x + h) \\ \Delta F(x) = F(x + h) - F(x) \\ DF(x) = F'(x) \\ kF(x) = kF(x) \end{cases}$$

The operator E when applied to a function means that the function is to be replaced by its value h units to the right, D indicates differen-

tion, and the constant operator k merely multiplies the function by a given constant.

If now an operator is applied to a function and a second operator is applied to the resulting function, etc., the several operators are written as a product. Each new operator is written to the left of those preceding it. It may be shown that the order in which the operators are applied is immaterial. For example,

$$(2.3) \quad \Delta DF(x) = \Delta F'(x) = F'(x+h) - F'(x) = D \Delta F(x)$$

If an operator is repeated n times, this is indicated by an exponent. For example,

$$(2.4) \quad E \cdot E \cdot E \cdot F(x) = E^3 F(x)$$

In this manner all positive and integral powers of operators may be defined. An operator with power zero produces no change in the function, for example,

$$(2.5) \quad D^0 F(x) = F(x)$$

Products of powers of operators combine according to the law of exponents, that is,

$$(2.6) \quad D^2 D^3 F(x) = D^5 F(x)$$

At present we shall restrict the powers of D and Δ to be integral and nonnegative numbers. However all real powers of E may be admitted. The general power of E is defined by the equation

$$(2.7) \quad E^n F(x) = F(x + nh)$$

These powers combine according to the law of exponents

$$(2.8) \quad E^m E^n F(x) = F(x + nh + mh) = E^{m+n} F(x)$$

The sum or difference of two operators applied to a function is defined to be the sum or difference of the functions resulting from the application of each operator, that is,

$$(2.9) \quad (E + D)F(x) = EF(x) + DF(x) = F(x+h) + F'(x)$$

3. The Algebra of Operators. In the above section the definitions of the operators E , Δ , D , and k were given. The meaning of all operators found from E , Δ , D , and k by addition, subtraction, and multiplication was given. The question of separating these operators from the functions to which they apply and working with them as if they were algebraic quantities will now be considered.

Two operators are said to be *equal* if, when applied to an arbitrary function, they produce the same results. For example,

$$(3.1) \quad \Delta = (E - 1)$$

These operators which we may call A, B, C , etc., may be combined as if they were algebraic quantities provided they conform to the following five laws of algebra:

- (a) $A + B = B + A$
- (b) $A + (B + C) = (A + B) + C$
- (c) $AB = BA$
- (d) $A(BC) = (AB)C$
- (e) $A(B + C) = AB + AC$

It is easy to show that the operators satisfy these fundamental laws of algebra. For example, to prove that

$$(3.2) \quad E^n D = D E^n$$

we have

$$(3.3) \quad \begin{aligned} E^n D F(x) &= E^n F'(x) = F'(x + nh) \\ &= D F(x + nh) = D E^n F(x) \end{aligned}$$

Since the operators satisfy the laws of algebra, operators can be combined according to the usual algebraic rules. For example,

$$(3.4) \quad \begin{cases} (E^4 \Delta - D)(E^4 \Delta + D) = E \Delta^2 - D^2 \\ (D - \Delta)(D - \Delta) = D^2 - 2D\Delta + \Delta^2 \\ \text{etc.} \end{cases}$$

4. Fundamental Equations Satisfied by the Operators. As a consequence of the definition of the operators E and Δ , we have

$$(4.1) \quad E = (1 + \Delta)$$

The connection between the operator E and the derivative operator D may be obtained by means of the symbolic form of Taylor's series given in Sec. 16 of Chap. I. We there saw that Taylor's expansion could be written in the form

$$(4.2) \quad \begin{aligned} E F(x) &= F(x + h) \\ &= \left(1 + hD + \frac{h^2 D^2}{2!} + \frac{h^3 D^3}{3!} + \cdots \right) F(x) \\ &= e^{hD} F(x) \end{aligned}$$

provided that $F(x)$ is such a function that $F(x)$ is valid. If $F(x)$ is a polynomial, the series converges to the function, in this case the number of terms is finite.

Comparing both members of Eq. (4.2), we see that we may write symbolically

$$(4.3) \quad E = e^{\Delta D}$$

We also have from (4.1)

$$(4.4) \quad (1 + \Delta) = e^{\Delta D}$$

or

$$(4.5) \quad \Delta = (e^{\Delta D} - 1)$$

5. Difference Tables. If a function is known for equally spaced values of the argument, the differences of the various entries may be obtained by subtraction. It is very convenient to write these differences in tabular form. For example, let us consider the function $F(x) = x^3$ and let the tabular difference be $h = 1$, we then construct the following table of differences:

$$F(x) = x^3$$

x	$F(x)$	$\Delta F(x)$	$\Delta^2 F(x)$	$\Delta^3 F(x)$	$\Delta^4 F(x)$
1	1	7	12	6	0
2	8	19	18	6	0
3	27	37	24	6	
4	64	61	30		
5	125	91			
6	216				

We see that the third differences of this function are constant and the fourth differences are zero. This is a special case of the following theorem:

The n th differences of a polynomial of n th degree are constant, and all higher differences are zero. The proof of this theorem is not difficult and is left as an exercise for the reader.

Difference tables are of extreme importance in the theory of interpolation. Interpolation in its most elementary aspects is sometimes described as the science of "reading between the lines of a mathematical table." However, by the use of the theory of interpolation, it is possible to find the derivative and the integral of a function specified by a table taken between any limits. The utility of a difference table depends on the fact that in the case of practically all tabular functions the differences of a certain order are all zero.

6. The Gregory-Newton Interpolation Formula. Let us consider a function $F(x)$ whose values at $x = a$, $x = a + h$, $x = a + 2h$,

$x = a + 3h$, etc., are given. Suppose that from these given values of $F(x)$ we construct a difference table and that the differences of order m are constant. We desire to compute the value of the function at some intermediate value of the argument ($a + nh$). By the use of the operator E of Sec. 2, we have

$$(6.1) \quad E^n F(a) = F(a + nh)$$

By Eq. (4.1), we have

$$(6.2) \quad E^n = (1 + \Delta)^n$$

But by the binomial theorem, we obtain

$$(6.3) \quad E^n = (1 + \Delta)^n = 1 + n\Delta + \frac{n(n-1)}{2} \Delta^2 + \dots$$

Hence we have from Eq. (6.1)

$$(6.4) \quad F(a + nh) = F(a) + n \Delta F(a) + \frac{n(n-1)}{2} \Delta^2 F(a) + \dots$$

Now in order to compute the value of $F(x)$ corresponding to any intermediate value of the argument such as ($a + \frac{1}{2}h$) we simply substitute the value of $n = \frac{1}{2}$ in Eq. (6.4). Equation (6.4) is often referred to as Newton's formula of interpolation. It was discovered by James Gregory in 1670.

7. The Derivative of a Tabulated Function. From the equation (4.5) giving the relation between the derivative operator D and the difference operator Δ , we have

$$(7.1) \quad e^{hD} = (1 + \Delta)$$

Hence we have

$$(7.2) \quad D = \frac{1}{h} \ln (1 + \Delta)$$

If we expand $\ln (1 + \Delta)$ into a Maclaurin series in powers of Δ , we have

$$(7.3) \quad D = \frac{1}{h} \left(\Delta - \frac{\Delta^2}{2} + \frac{\Delta^3}{3} - \frac{\Delta^4}{4} + \dots \right)$$

We thus have

$$(7.4) \quad DF(a) = F'(a) = \frac{1}{h} \Delta F(a) - \frac{1}{h} \Delta^2 F(a) + \frac{1}{h} \Delta^3 F(a) - \dots$$

for the derivative of the function $F(x)$ at $x = a$.

To obtain higher derivatives we have from (7.2),

$$(7.5) \quad D^r = \frac{1}{h^r} \left[\ln(1 + \Delta) \right]^r \quad r = 1, 2, \dots$$

The second member is expanded and applied to $F(a)$.

8. The Integral of a Tabulated Function. It is sometimes required to obtain the integral of a tabulated function over a certain range of the variable. To do this, it is convenient to introduce the operator D^{-1} or $1/D$. This operator is defined as the operator which when followed by D leaves the function unchanged, that is, we have

$$(8.1) \quad D^{-1}F(x) = \int F(x) dx + c$$

Since if we operate on (8.1) with D , we obtain

$$(8.2) \quad D \cdot D^{-1}F(x) = \frac{d}{dx} \int F(x) dx + \frac{d}{dx} c = F(x)$$

We also have the definite integral

$$(8.3) \quad \int_a^{a+h} F(x) dx = \frac{1}{D} F(x) \Big|_a^{a+h} = \frac{1}{D} [F(a+h) - F(a)] \\ = \frac{1}{D} \Delta F(a)$$

If we use Eq. (7.2) for D , we may write (8.3) in the form

$$(8.4) \quad \int_a^{a+h} F(x) dx = \frac{h\Delta}{\ln(1 + \Delta)} F(a) \\ = \frac{h\Delta}{\left(\Delta - \frac{\Delta^2}{2} + \frac{\Delta^3}{3} - \frac{\Delta^5}{5} + \dots \right)} F(a)$$

By division, the right member of (8.4) may be written in the form

$$(8.5) \quad \int_a^{a+h} F(x) dx = h \left(1 + \frac{\Delta}{2} - \frac{\Delta^2}{12} + \frac{\Delta^3}{24} - \frac{19}{720} \Delta^4 + \dots \right) F(a)$$

By similar reasoning, we have

$$(8.6) \quad \int_a^{a+n\Delta} F(x) dx = \frac{1}{D} [F(a + n\Delta) - F(a)] = \frac{1}{D} (E^n - 1)F(a) \\ = \frac{h[(1 + \Delta)^n - 1] F(a)}{\ln(1 + \Delta)} \\ = nh \left[1 + \frac{n}{2} \Delta + \frac{n(2n-3)}{12} \Delta^2 + \frac{n(n-2)^2}{24} \Delta^3 + \frac{n(6n^3 - 45n^2 + 110n - 90)}{720} \Delta^4 + \dots \right] F(a)$$

If $n = 2$, we have

$$(8.7) \quad \int_a^{a+2h} F(x) dx = h \left(2 + 2\Delta + \frac{\Delta^2}{3} - \frac{\Delta^4}{90} + \dots \right) F(a)$$

If $F(x)$ is such that its fourth and higher differences may be neglected, we have

$$(8.8) \quad \begin{aligned} \int_a^{a+2h} F(x) dx &= h \left(2 + 2\Delta + \frac{\Delta^2}{3} \right) F(a) \\ &= h[2 + 2(E - 1) + \frac{1}{3}(E - 1)^2]F(a) \\ &= \frac{h}{3} (1 + 4E + E^2)F(a) \end{aligned}$$

This is known as *Simpson's rule* for approximate integration. If $F(x)$ is a polynomial of degree less than four, formula (8.8) is *exact*. If we place $n = 3$ in (8.6) and neglect fourth and higher differences, we obtain

$$(8.9) \quad \begin{aligned} \int_a^{a+3h} F(x) dx &= \frac{3h}{8} (1 + 3E + 3E^2 + E^3)F(a) \\ &= \frac{3h}{8} [F(a) + 3F(a+h) + 3F(a+2h) + \\ &\qquad\qquad\qquad F(a+3h)] \end{aligned}$$

This is known as the "three-eighths" rule of Cotes.

9. A Summation Formula. A formula of great utility for the summation of polynomials may be easily obtained by the use of the finite difference operators. Consider the sum of the n terms.

$$(9.1) \quad \begin{aligned} S_n &= F(a) + F(a+h) + \dots + F[a + (n-1)h] \\ &= (1 + E + E^2 + \dots + E^{n-1})F(a) \end{aligned}$$

The geometric progression in E may be summed, and we have

$$(9.2) \quad \begin{aligned} S_n &= \frac{(E^n - 1)}{(E - 1)} F(a) \\ &= \left[\frac{(1 + \Delta)^n - 1}{\Delta} \right] F(a) \end{aligned}$$

Expanding $(1 + \Delta)^n$ by the binomial theorem and dividing by Δ , we obtain

$$(9.3) \quad S_n = \left[n + \frac{n(n-1)}{2} \Delta + \frac{n(n-1)(n-2)}{6} \Delta^2 + \dots \right] F(a)$$

As an application of this equation, let it be required to find the sum of the first n cubes. To do this, we let $F(x) = x^3$, $h = 1$, and

we use the difference table of Sec. 5. We then have

$$\begin{aligned}
 (9.4) \quad 1^3 + 2^3 + 3^3 + \cdots + n^3 &= n + \frac{(n)(n-1)}{2} \cdot 7 + \\
 &\quad \frac{n(n-1)(n-2)}{6} \cdot 12 + \frac{n(n-1)(n-2)(n-3)}{24} \cdot 6 \\
 &= \frac{n^2}{4} (n+1)^2
 \end{aligned}$$

The summation formula is exact if $F(x)$ is a polynomial.

10. Difference Equation with Constant Coefficients. An equation relating an unknown function $u(x)$ and its first n differences of the form

$$(10.1) \quad a_0 \Delta^n u(x) + a_1 \Delta^{n-1} u(x) + \cdots + a_{n-1} \Delta u(x) + a_n u(x) = \phi(x)$$

where the a_r 's are constants is called a linear *difference* equation of order n with constant coefficients.

This type of equation is of frequent occurrence in technical applications. It has many striking analogies with the linear differential equations discussed in Chap. VI. If $\phi(x) = 0$, the equation is said to be homogeneous. By the use of the relation (3.1), the equation (10.1) may be written in terms of the operator E in the form

$$(10.2) \quad (b_0 E^n + b_1 E^{n-1} + b_2 E^{n-2} + \cdots + b_n) u(x) = \phi(x)$$

where the b 's are constants. This is the form in which difference equations occur in practice.

The Complementary Function. As in the case of linear *differential* equations, the solution of the difference equation (10.2) consists of the sum of the particular integral and the complementary function. The complementary function is the solution of the homogeneous equation

$$(10.3) \quad (b_0 E^n + b_1 E^{n-1} + \cdots + b_n) u(x) = 0$$

In the usual applications of difference equations $h = 1$, that is,

$$(10.4) \quad Eu(x) = u(x+1), \text{ etc.}$$

To solve the homogeneous difference equation (10.3), we assume a solution of the exponential form

$$(10.5) \quad u(x) = ce^{mx}$$

where c is an arbitrary constant and m is a number to be determined. If we operate on Eq. (10.5) with E , we obtain

$$(10.6) \quad Eu(x) = Ece^{mx} = ce^{m(x+1)} = ce^{mx} e^m$$

In the same manner, we have

$$(10.7) \quad E^2u(x) = Ece^{mx}e^m = ce^{mx}e^{2m}$$

and in general

$$(10.8) \quad E^s u(x) = ce^{mx}e^{sm}$$

We therefore see that if we substitute the assumed solution (10.5) into the homogeneous difference equation (10.3) we obtain

$$(10.9) \quad ce^{mx}(b_0e^{nm} + b_1e^{(n-1)m} + \cdots + b_n) = 0$$

If we let

$$(10.10) \quad q = e^m$$

Eq. (10.9) may be written in the form

$$(10.11) \quad cq^x(b_0q^n + b_1q^{n-1} + \cdots + b_n) = 0$$

If we exclude the trivial solution $u(x) = 0$, then

$$(10.12) \quad cq^x \neq 0$$

Hence the term in parenthesis of (10.11) must vanish, and we have

$$(10.13) \quad (b_0q^n + b_1q^{n-1} + \cdots + b_n) = 0$$

This is an algebraic equation that determines the possible values of q . There are three cases to be considered.

a. The Case of Distinct Real Roots. If the algebraic equation (10.13) has n distinct roots ($q_1q_2 \dots q_n$), then the general solution of the homogeneous difference equation (10.3) is

$$(10.14) \quad u(x) = c_1q_1^x + c_2q_2^x + \cdots + c_nq_n^x$$

where the c 's are arbitrary constants.

For example, let it be required to solve the equation

$$(10.15) \quad (2E^2 + 5E + 2)u(x) = 0$$

In this case the algebraic equation determining the possible values of q are

$$(10.16) \quad (2q^2 + 5q + 2) = 0$$

The two roots of this equation are

$$(10.17) \quad q_1 = -\frac{1}{2}, \quad q_2 = -2$$

Hence the solution of (10.15) is

$$(10.18) \quad u(x) = c_1(-2)^x + c_2(-\frac{1}{2})^x$$

where c_1 and c_2 are arbitrary constants.

b. The Case of Complex Roots. Let us suppose that the algebraic equation (10.13) has pairs of conjugate complex roots. Let

$$(10.19) \quad q_1 = Re^{i\phi}, \quad q_2 = Re^{-i\phi}$$

be a pair of complex roots. The solutions of the difference equation corresponding to these terms are of the form

$$(10.20) \quad \begin{aligned} c_1(q_1)^x + c_2(q_2)^x &= c_1R^xe^{i\phi x} + c_2R^xe^{-i\phi x} \\ &= R^x(A \cos \phi x + B \sin \phi x) \end{aligned}$$

where A and B are two new arbitrary constants. As an example, consider the equation

$$(10.21) \quad (E^2 - 2E + 4)u(x) = 0$$

The roots in this case are

$$(10.22) \quad q_1 = 2e^{i\pi/3} \quad \text{and} \quad q_2 = 2e^{-i\pi/3}$$

Hence the solution of (10.21) is

$$(10.23) \quad u = 2^x A \cos\left(\frac{\pi x}{3}\right) + B \sin\left(\frac{\pi x}{3}\right)$$

where A and B are arbitrary constants.

c. The Case of Repeated Roots. Suppose we have the difference equation

$$(10.24) \quad (E - a)^2 u(x) = 0$$

In this case the algebraic equation has repeated roots equal to a . To solve this equation, assume the solution

$$(10.25) \quad u(x) = a^x v(x)$$

We now have

$$(10.26) \quad \begin{aligned} (E - a)u(x) &= (E - a)a^x v(x) \\ &= a^{x+1}v(x+1) - a^{x+1}v(x) \\ &= a^{x+1}(E - 1)v(x) \end{aligned}$$

Similarly,

$$(10.27) \quad (E - a)^2 u(x) = a^{(x+2)}(E - 1)^2 v(x)$$

Hence the function $v(x)$ satisfies the difference equation

$$(10.28) \quad (E^2 - 2E + 1)v(x) = 0$$

This equation is obviously satisfied by

$$(10.29) \quad v(x) = (A + Bx)$$

where A and B are arbitrary constants. Hence the solution of (10.24) is given by

$$(10.30) \quad u(x) = a^x(A + Bx)$$

In the same manner it may be demonstrated that if the algebraic equation (10.13) has a root a that is repeated r times then the part of the solution due to this root has the form

$$(10.31) \quad u(x) = (c_1 + c_2x + \cdots + c_r x^{r-1})a^x$$

where the c 's are arbitrary constants.

The Particular Integral. The difference equations most frequently encountered in practice are of the linear homogeneous type. The methods used for obtaining the particular integrals of linear differential equations with constant coefficients have their counterpart in the theory of difference equations. To illustrate the general procedure of determining the particular integral, let us write the linear inhomogeneous difference equation (10.2) in the form

$$(10.32) \quad \mathcal{L}(E)u(x) = \phi(x)$$

where $\mathcal{L}(E)$ denotes the linear operator involving the various powers of E expressed in Eq. (10.2).

a. $\phi(x)$ Is of the Exponential Form e^{mx} . In this case to obtain the particular integral, assume the solution

$$(10.33) \quad u(x) = Ae^{mx}$$

where A is to be determined. On substituting this into (10.32), we have

$$(10.34) \quad Ae^{mx}\mathcal{L}(e^m) = e^{m\phi}$$

Hence provided that

$$(10.35) \quad \mathcal{L}(e^m) \neq 0$$

we have

$$(10.36) \quad A = \frac{1}{\mathcal{L}(e^m)}$$

This case enables one to determine the solution when $\phi(x)$ is $\sin(mx)$ or $\cos(mx)$ by the use of Euler's relation.

b. $\phi(x)$ Is of the Form a^x . In this case we assume a solution of the form

$$(10.37) \quad u = Aa^x$$

On substituting this into (10.32), we obtain

$$(10.38) \quad Aa^x\mathcal{L}(a) = a^x$$

hence

$$(10.39) \quad A = \frac{1}{\mathcal{L}(a)}$$

provided that $\mathcal{L}(a) \neq 0$.

c. Decomposition of $1/\mathcal{L}(E)$ into Partial Fractions. It is sometimes convenient to decompose the operator $1/\mathcal{L}(E)$ into partial fractions. For example, consider the difference equation

$$(10.40) \quad (E^2 - 5E + 6)u(x) = 5^x$$

In this case the operator $\mathcal{L}(E)$ has the factored form

$$(10.41) \quad \mathcal{L}(E) = (E - 3)(E - 2)$$

We may write

$$(10.42) \quad \begin{aligned} u(x) &= \frac{5^x}{\mathcal{L}(E)} = \left[\frac{1}{(E - 3)} - \frac{1}{(E - 2)} \right] 5^x \\ &= \frac{5^x}{2} + c_1 3^x - \frac{5^x}{3} + c_2 2^x \\ &= \frac{5^x}{6} + c_1 3^x + c_2 2^x \end{aligned}$$

The decomposition of the operator $1/\mathcal{L}(E)$ into partial fractions frequently facilitates the determination of the particular integral. Methods for the determination of the particular integral when $\phi(x)$ contains functions of special form will be found in the references quoted at the end of this chapter.

11. Oscillations of a Chain of Particles Connected by Strings. The calculus of finite differences may be applied to the solution of dynamical problems whether electrical or mechanical. This calculus has great power when the system under consideration has a great many component parts arranged in some order. It may be that there are so many component parts that to write down all their equations of motion would be impossible. If there exists a certain amount of similarity between the successive component parts of the system, it may be possible to write down a few difference equations and in this manner include all the equations of motion. This may be illustrated by the following problem.

Consider a string of length $(n + 1)a$ whose mass may be neglected that is stretched between two fixed points with a force τ , and is loaded at intervals a with n equal masses M not under the influence of gravity

and is slightly disturbed. Let it be required to determine the natural frequencies of the system and the modes of oscillation.

Let (A, B) Fig. (11.1) be the fixed points and (y_1, y_2, \dots, y_n) be the ordinates at time t of the n particles.

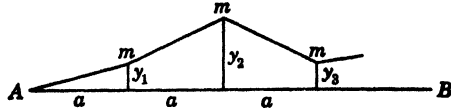


FIG. 11.1.

Consider small displacements only and hence the tensions of all the strings as equal to τ .

The force on the k th mass is given by

$$(11.1) \quad F_k = \frac{\tau}{a} [(y_{k-1} - y_k) + (y_{k+1} - y_k)]$$

This is a restoring force acting in the negative direction. By Newton's second law, the equation of motion of the k th particle is given by

$$(11.2) \quad \frac{M}{a} \frac{d^2 y_k}{dt^2} + \frac{\tau}{a} (-y_{k-1} + 2y_k - y_{k+1}) = 0$$

Since each particle is vibrating, let us place

$$(11.3) \quad y_k = A_k \cos (\omega t + \phi)$$

Substituting this into (11.2) and dividing out the common cosine term, we obtain

$$(11.4) \quad -\omega^2 M A_k + \frac{\tau}{a} (-A_{k-1} + 2A_k - A_{k+1}) = 0$$

If we let

$$(11.5) \quad c = \left(2 - \frac{\omega^2 M a}{\tau} \right)$$

we may write (11.4) in the convenient form

$$(11.6) \quad -A_{k+1} + c A_k - A_{k-1} = 0$$

This is a homogeneous difference equation of the second order with constant coefficients in the unknown amplitude A_k . To solve it, we use the method of Sec. 10 and assume a solution of the form

$$(11.7) \quad A_k = B e^{\theta k}$$

where B is an arbitrary constant and θ is to be determined. If we substitute this assumed form of the solution into (11.6), we obtain

$$(11.8) \quad B e^{\theta k} (-e^{\theta} + c - e^{-\theta}) = 0$$

Therefore, for a nontrivial solution we must have

$$(11.9) \quad \frac{c}{2} = \frac{e^{\theta} + e^{-\theta}}{2} = \cosh(\theta)$$

This equation determines two values of θ since $\cosh(\theta)$ is an even function and we also have

$$(11.10) \quad \cosh(-\theta) = \frac{c}{2} = \cosh(\theta)$$

Hence, $B_1 e^{\theta k}$ and $B_2 e^{-\theta k}$ are solutions of the difference equation (11.6), and the general solution is the sum of these two solutions. It is convenient to write the general solution in terms of hyperbolic functions rather than in terms of exponential functions. We thus write

$$(11.11) \quad A_k = P \sinh(\theta k) + Q \cosh(\theta k)$$

where P and Q are arbitrary constants. Equation (11.2) represents the amplitude of the motion of every particle except the first and last. In order that it may represent these also, it is necessary to suppose that y_0 and y_{n+1} are both zero, although there are no particles corresponding to the values of k equal to 0 and $(n+1)$. With this understanding, the solution (11.11) represents the amplitude of the oscillation of every particle from $k=1$ to $k=n$.

Now since $A_0 = 0$, we have from (11.11)

$$(11.12) \quad P_2 = 0$$

The fact that $A_{n+1} = 0$ gives

$$(11.13) \quad \sinh \theta(n+1) = 0$$

This equation fixes the possible values of θ , they are

$$(11.14) \quad \theta = \frac{r\pi j}{n+1} \quad r = 1, 2, 3, \dots, n$$

Having determined the possible values of θ , we now turn to Eq. (11.9) to determine the possible values of ω . We thus obtain

$$(11.15) \quad c = 2 - \frac{\omega^2 M a}{\tau} = 2 \cosh \frac{r\pi j}{n+1} \\ = 2 \cos \frac{r\pi}{n+1}$$

Hence,

$$(11.16) \quad \omega^2 = \frac{2\tau}{M a} \left[1 - \cos \left(\frac{r\pi}{n+1} \right) \right] \\ = \frac{4\tau}{M a} \sin^2 \frac{r\pi}{2(n+1)}$$

It is convenient to write ω_r to denote the value of ω that corresponds to the number r . We thus write

$$(11.17) \quad \omega_r = 2 \sqrt{\frac{\tau}{Ma}} \sin \frac{r\pi}{2(n+1)} \quad r = 1, 2, 3, \dots, n$$

The amplitude of the motion of each particle is given by Eq. (11.11) in the form

$$(11.18) \quad A_k = P \sinh(\theta k)$$

The amplitude of the motion of the first particle is given by

$$(11.19) \quad A_1 = P \sinh \theta$$

if, now, the value $r = 0$ were admitted, this would preclude the motion of the first particle. Similarly the value $r = (n + 1)$ is not admitted. The values of ω given by Eq. (11.17) are the n natural angular frequencies of the system. Giving r other values not multiples of $(n + 1)$, we merely repeat these frequencies. To each value of θ , θ_r , there corresponds a term of the amplitude of the k th particle. This may be written in the form

$$(11.20) \quad A_k = P_r \sinh \theta_r k = P_r \sin \frac{r\pi k}{n+1}$$

where P_r is an arbitrary constant.

By (11.3), the coordinate of the k th particle corresponding to the value of θ , θ_r is given by

$$(11.21) \quad y_k = P_r \sin \frac{r\pi k}{n+1} \cos(\omega_r t + \phi_r)$$

The general solution is then of the form

$$(11.22) \quad y_k = \sum_{r=1}^{r=n} P_r \sin \frac{r\pi k}{n+1} \cos(\omega_r t + \phi_r)$$

The $2n$ arbitrary constants P_r and ϕ_r are determined by the initial displacements and velocities of the particles.

The problem of the loaded string is of historical interest. It is discussed by Lagrange in his "Mécanique analytique." He deduced the solution from his own equations of motion. By means of an extension of the above analysis, Pupin has treated the problem of the vibration of a *heavy* string loaded with beads both for free and forced

vibrations and by an electrical application solved a very important telephonic problem.¹

12. An Electrical Line with Discontinuous Leaks. The following interesting electrical problem may be solved by the use of difference equations.

Let us suppose that the current for a load of resistance R is carried from the generator to the load by a single wire with an earth return. The wire is supported by n equally spaced identical insulators, as shown in Fig. 12.1.

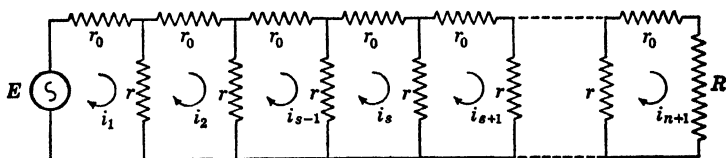


FIG. 12.1.

The resistance of the sections of wire between insulators is r_0 . The resistance of the earth return is negligible. Let us suppose that in dry weather when the insulators are perfect the current supplied by the generator is I_d but in wet weather it is necessary to supply a current I_w in order to receive a current I_d at the load R . Assuming that the leakage of all the insulators is the same, let it be required to find the resistance r of each.

If we write Kirchhoff's second law for the s th loop, we obtain the difference equation.

$$(12.1) \quad i_s r - i_{s-1} r + i_s r_0 + i_s r - i_{s+1} r = 0$$

This may be written in the form

$$(12.2) \quad i_{s+1} - \left(2 + \frac{r_0}{r} \right) i_s + i_{s-1} = 0$$

If we assume a solution of the form

$$(12.3) \quad i_s = c e^{\theta s}$$

where c is an arbitrary constant and substitute this into the difference equation, we find that

$$(12.4) \quad \cosh \theta = \left(1 + \frac{r_0}{2r} \right)$$

The general solution of (12.2) may be written in the form

$$(12.5) \quad i_s = A \cosh s\theta + B \sinh s\theta$$

¹ M. PUFIN, Wave Propagation over Non-uniform Electrical Conductors, *Transactions of the American Mathematical Society*, vol. 1, p. 259, 1900.

To determine the arbitrary constants A and B we have for the current in the first loop

$$(12.6) \quad I_w = i_1 = A \cosh \theta + B \sinh \theta$$

Also in the $(n + 1)$ th loop we have

$$(12.7) \quad I_d = A \cosh (n + 1)\theta + B \sinh (n + 1)\theta$$

If we solve these two simultaneous equations for A and B , we obtain

$$(12.8) \quad \begin{cases} A = \frac{I_w \sinh (n + 1)\theta - I_d \sinh \theta}{\sinh n\theta} \\ B = \frac{-I_w \cosh (n + 1)\theta + I_d \cosh \theta}{\sinh n\theta} \end{cases}$$

Substituting these values for A and B into (12.5), we obtain

$$(12.9) \quad i_s = \frac{I_w \sinh (n - s + 1)\theta + I_d \sinh (s - 1)\theta}{\sinh n\theta}$$

If we write Kirchhoff's second law around the last loop, we obtain

$$(12.10) \quad I_d \left(1 + \frac{r_0 + \sqrt{R}}{r} \right) = i_n$$

If we solve Eq. (12.4) for r , we obtain

$$(12.11) \quad r = \frac{r_0}{2(\cosh \theta - 1)} = \frac{r_0}{4 \sinh^2 \frac{\theta}{2}}$$

Substituting this value of r and i_n from (12.9) into (12.10), we obtain after some reductions

$$(12.12) \quad 2I_d R \sinh n\theta \sinh \frac{\theta}{2} + r_0 I_d \cosh \left[\frac{(2n + 1)\theta}{2} \right] - r_0 I_w \cosh \frac{\theta}{2} = 0$$

This equation may be solved graphically for θ by the methods of Chap. V. Substituting the value of θ determined by this equation into Eq. (12.11) gives the desired value of r . If as is usually the case, the line resistance r_0 is small in comparison with the insulator resistance, that is, if

$$(12.13) \quad \frac{r_0}{r} \ll 1$$

then we have

$$(12.14) \quad 4 \sinh^2 \frac{\theta}{2} \ll 1$$

and we may make the approximation

$$(12.15) \quad 4 \sinh^2 \frac{\theta}{2} \doteq \theta^2$$

realizing that if x is small we have

$$(12.16) \quad \sinh x \doteq x, \quad \cosh x \doteq 1 + \frac{x^2}{2}$$

Using these approximations in Eq. (12.12) and solving for θ , we obtain

$$(12.17) \quad \theta^2 = \frac{8r_0(I_\omega - I_d)}{8nRI_d + r_0[I_d(2n + 1)^2 - I_\omega]} = \frac{r_0}{r}$$

Hence

$$(12.18) \quad r = \frac{8nRI_d + r_0[I_d(2n + 1)^2 - I_\omega]}{8(I_\omega - I_d)}$$

for the required value of r .

13. Filter Circuits. In Chap. VII the mathematical technique for the determination of the steady-state behavior of alternating-current networks was explained. A very important type of network is one in which numbers of similar impedance elements are assembled to form a recurrent structure. Networks of this type are called filters because they pass certain frequencies freely and stop others. Various forms of structure may be employed. A very common structure is the so-called ladder structure. This is shown in Fig. 13.1.

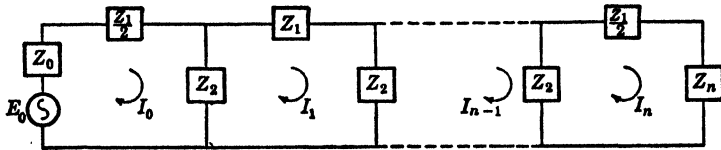


FIG. 13.1.

This structure consists of a number of identical series elements of complex impedance z_1 and a number of shunt elements of complex impedance z_2 . The input and output impedances are z_0 and z_n , respectively, and there is a complex applied electromotive force

$$(13.1) \quad e(t) = E_0 e^{j\omega t} \quad j = \sqrt{-1}$$

applied to the first mesh. The real and imaginary parts of this complex electromotive force correspond to actual electromotive forces of the type $E_0 \cos \omega t$ or $E_0 \sin \omega t$. We assume that the instantaneous currents in the various meshes, have the form

$$(13.2) \quad i_s(t) = I_s e^{j\omega t}$$

where I_s are the ordinary complex currents of steady-state alternating-current theory. The real or imaginary parts of (13.2) correspond to an applied potential of the form $E_0 \cos \omega t$ or $E_0 \sin \omega t$, respectively, with proper phase.

The circuit of Fig. 13.1 is composed of n T sections of the type shown in Fig. 13.2.

As shown, the filter ends with half-series elements and is said to have mid-series terminations. It is sometimes more convenient to arrange the filter circuit as shown in Fig. 13.3. This circuit is said

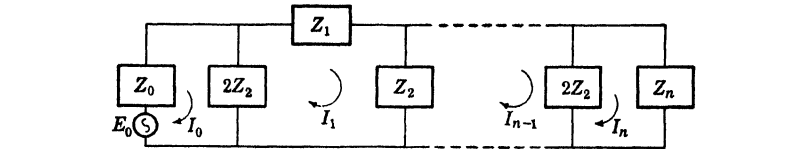


FIG. 13.3.

to have mid-shunt terminations. In this case we regard the filter as made up of $(n - 1)$ so-called sections as shown in Fig. 13.4.

The type of termination affects the values of the currents in the different sections of the filter for given input and output impedances. However, it does not affect the frequency characteristics of the filter. It is, therefore, only necessary to analyze one case, and we shall choose the case of the mid-series termination. If we apply Kirchhoff's second law to the various meshes of Fig. 13.1, we obtain the following set of equations:

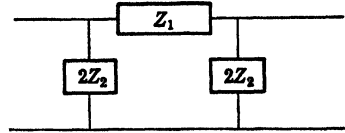


FIG. 13.4.

$$(13.3) \quad \begin{cases} Z_0 I_0 + \frac{Z_1 I_0}{2} + Z_2 (I_0 - I_1) = E_0 \\ -Z_2 I_0 + (Z_1 + 2Z_2) I_1 - Z_2 I_2 = 0 \\ \dots \dots \dots \\ -Z_2 I_{s-1} + (Z_1 + 2Z_2) I_s - Z_2 I_{s+1} = 0 \\ \dots \dots \dots \\ -Z_2 I_{n-1} + \left(Z_2 + Z_n + \frac{Z_1}{2} \right) I_n = 0 \end{cases}$$

The equation for the s th mesh may be written in the form

$$(13.4) \quad -I_{s-1} + \left(\frac{Z_1 + 2Z_2}{Z_2} \right) I_s - I_{s+1} = 0$$

This difference equation has a general solution of the form

$$(13.5) \quad I_s = Ae^{as} + Be^{-as}$$

where A and B are arbitrary constants. The number a is given by

$$(13.6) \quad \cosh a = \frac{Z_1 + 2Z_2}{Z_2}$$

The quantity a is, in general, complex and is called the *propagation constant* of the filter. Since a is complex, let us write

$$(13.7) \quad a = -\alpha - j\phi$$

The actual instantaneous current $i_s(t)$ is obtained by multiplying the complex amplitude I_s by $e^{j\omega t}$ in the form

$$(13.8) \quad \begin{aligned} i_s(t) &= I_s e^{j\omega t} = (Ae^{as} + Be^{-as})e^{j\omega t} \\ &= Ae^{-\alpha s} e^{j(\omega t - \phi s)} + Be^{+\alpha s} e^{j(\omega t + \phi s)} \end{aligned}$$

We thus see that there is an attenuation factor $e^{-\alpha}$ introduced into the amplitude of the first term by each section of the filter as we move away from the input end. Similarly, for the second term of (13.8) there is an attenuation for each section of the same amount as we move *toward* the input end. It is thus apparent that if α differs from zero for any frequency and the filter has an appreciable number of sections the current transmitted by the filter is effectively zero. On the other hand, a current whose frequency is such that $\alpha = 0$ is freely transmitted. The quantity α is called the *attenuation constant*.

In the same manner, ϕ is called the *phase constant* since it gives the change of phase per section (measured as a lag) in the currents as we move along the filter.

The physical significance of Eq. (13.8) is now clear. The first term represents a *space wave* of current traveling away from the input end, attenuated from section to section much as the time waves of the free oscillations of a circuit are attenuated from instant to instant. The second term represents a similar wave traveling back toward the input end, arising from reflection at the output end.

From Eq. (13.8) we see that there are two separate points of interest to be considered:

a. The dependence of the frequency characteristics upon the filter construction, that is, on the nature of Z_1 and Z_2 .

b. The dependence of the transmission characteristics upon the terminating impedances Z_0 and Z_n .

The first matter involves only Eqs. (13.6) and (13.7), while the second matter involves the determination of the arbitrary constants A and B .

Frequency Characteristics. If the resistances of the elements of the filter, Z_1 and Z_2 are so small that they may be neglected, then Z_1 and Z_2 are pure imaginary quantities. It follows, therefore, that

$$(13.9) \quad \cosh a = \left(2 + \frac{Z_1}{Z_2} \right)$$

is *real*.

If we now express $\cosh a$ in terms of α and ϕ , we have

$$(13.10) \quad \begin{aligned} \cosh a &= \cosh (-a) = \cosh (\alpha + j\phi) \\ &= \cosh \alpha \cos \phi + j \sinh \alpha \sin \phi \end{aligned}$$

Now since $\cosh a$ is *real*, either α must be zero or ϕ must be an integral multiple of π . Hence since $\cosh \alpha$ is never less than unity and $\cos \phi$ is never greater than unity, we have three cases to consider.

- (a) $-1 \leq \cosh a \leq 1 \quad \alpha = 0, \quad a = -j\phi$
- (b) $\cosh a > 1 \quad \phi = 0, \quad a = -\alpha$
- (c) $\cosh a < -1 \quad \phi = \pm\pi, \quad a = -\alpha \pm j\pi$

In the frequency range corresponding to case *a*, currents are transmitted freely without attenuation. The range of frequencies for which this is the case is called a *pass band*. Frequency ranges corresponding to the other two cases are called *stop bands*.

In terms of Z_1 and Z_2 , the pass bands are given by

$$(13.11) \quad -1 \leq \frac{Z_1 + 2Z_2}{2Z_2} \leq 1$$

or

$$(13.12) \quad 0 \leq \left(-\frac{Z_1}{Z_2} \right) \leq 4$$

Stop bands are given by all other ranges of values.

The simplest filters of the types we are considering are given by Figs. 13.5 and 13.6.

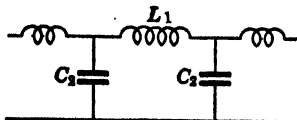


FIG. 13.5.

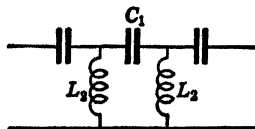


FIG. 13.6.

For the arrangement of Fig. 13.5, we have

$$(13.13) \quad Z_1 = j\omega L_1, \quad Z_2 = \frac{-j}{\omega C_2}$$

The pass band is given by

$$(13.14) \quad 0 \leq L_1 C_2 \omega^4 \leq 4$$

or

$$(13.15) \quad 0 \leq \omega \leq \omega_c \quad \omega_c = \frac{2}{\sqrt{L_1 C_2}}$$

Since all frequencies from 0 to a critical or *cutoff* frequency given by

$$\omega_c = \frac{2}{\sqrt{L_1 C_2}}$$

are passed without attenuation, we have a *low-pass* filter.

In the arrangement of Fig. 13.6, we have

$$(13.16) \quad Z_1 = \frac{-j}{C_1 \omega}, \quad Z_2 = j\omega L_2$$

The pass band is now determined by

$$(13.17) \quad 0 \leq \frac{1}{L_2 C_1 \omega^2} \leq 4$$

or

$$(13.18) \quad \omega_c \leq \omega \leq \infty \quad \omega_c = \frac{1}{2 \sqrt{L_2 C_1}}$$

Here all frequencies above a critical frequency are passed without attenuation. This arrangement is called a *high-pass* filter. More complicated arrangements may be treated in a similar manner.

Transmission Characteristics. The values of the arbitrary constants, A and B of the solution of the difference equation 13.5 are most simply expressed in terms of the *characteristic impedance* Z_k of the given filter.

By definition, the characteristic impedance of a filter of the type we are considering is the input impedance of the filter when it has an *infinite* number of sections. It is evident that in this case, the wave due to reflection at the output end, which is represented by the second term of (13.5), vanishes. The current in each section is now independent of the terminal impedance Z_n and the general solution (13.5) reduces to

$$(13.19) \quad I_s = A e^{as}$$

If $s = 0$, we have

$$(13.20) \quad I_0 = A$$

hence we may write

$$(13.21) \quad I_s = I_0 e^{as}$$

The first of the equations (13.3) now becomes

$$(13.22) \quad \left[-Z_2(e^a - 1) + \frac{Z_1}{2} + Z_0 \right] I_0 = E_0$$

But by definition, since Z_k is the impedance at the sending end of the entire filter that has an infinite number of sections, we have

$$(13.23) \quad (Z_k + Z_0)I_0 = E_0$$

Comparing Eqs. (13.22) and (13.23), we have

$$(13.24) \quad Z_k = -Z_2(e^a - 1) + \frac{Z_1}{2} = Z_2 \left(\frac{e^a - e^{-a}}{2} \right)$$

If we square this equation and use Eq. (13.6), we obtain

$$(13.25) \quad \left(\frac{Z_k}{Z_2} \right)^2 = \left(\frac{Z_1 + 2Z_2}{2Z_2} \right)^2 - 1 = \frac{Z_1}{Z_2} + \frac{Z_1^2}{4Z_2}$$

Hence, finally,

$$(13.26) \quad Z_k = \sqrt{Z_1 Z_2 + \frac{Z_1^2}{4}}$$

We see that when we neglect the resistance parts of Z_1 and Z_2 then Z_k is *real* in the pass bands and *imaginary* in the stop bands.

To determine the constants A and B for the actual filter with a finite number of sections, we substitute (13.5) in the first and last of the equations of (13.3). We then obtain

$$(13.27) \quad \left[-Z_2(e^a - 1) + \frac{Z_1}{2} + Z_0 \right] A + \left[-Z_2(e^{-a} - 1) + \frac{Z_1}{2} + Z_0 \right] B = E_0$$

$$e^{an} \left[-Z_2(e^{-a} - 1) + \frac{Z_1}{2} + Z_n \right] A + e^{-an} \left[-Z_2(e^a - 1) + \frac{Z_1}{2} + Z_0 \right] B = 0$$

However, from Eq. (13.23) we have

$$(13.28) \quad Z_k = \frac{Z_1}{2} - Z_2(e^a - 1)$$

and, similarly,

$$(13.29) \quad -Z_k = \frac{Z_1}{2} - Z_2(e^{-a} - 1)$$

Hence the equations (13.26) may be written in the convenient form

$$(13.30) \quad \begin{cases} (Z_k + Z_0)A - (Z_k + Z_0)B = E_0 \\ -e^{an}(Z_k - Z_n)A + e^{-an}(Z_k + Z_n)B = 0 \end{cases}$$

Solving these simultaneous equations for A and B and substituting the result into (13.5), we obtain

$$(13.31) \quad I_s = \frac{E_0(e^{(n-s)a} - r_R e^{-(n-s)a})}{(Z_0 + Z_k)(e^{na} - r_s r_R e^{-na})}$$

where

$$(13.32) \quad r_s = \frac{Z_0 - Z_k}{Z_0 + Z_k}, \quad r_R = \frac{Z_n - Z_k}{Z_n + Z_k}$$

The quantities r_s and r_R are called the sending-end and receiving-end reflection coefficients, respectively.

If the output impedance matches the line characteristic impedance of the line, then

$$(13.33) \quad Z_n = Z_k$$

Under this condition, the filter with its terminating impedance behaves like an infinite filter. The reflection coefficient $r_R = 0$, and reflection is absent. In this case all the energy delivered to the filter at the input end is transmitted to Z_n , and the filter operates at maximum efficiency. In this case, Eq. (13.31) reduces to

$$(13.34) \quad I_s = \frac{E_0 e^{-sa}}{(Z_0 + Z_k)}$$

In practice one is more interested in the input and output currents than in the intermediate currents. The completeness of filtering is measured by the ratio

$$(13.35) \quad \frac{I_n}{I_0} = e^{an}$$

14. Four Terminal Networks Connection with Matrix Algebra. In

this section it will be shown that there exists an intimate connection between difference equations and matrix multiplication. To fix the ideas, we shall consider an application to electric-circuit theory, and we shall see that in certain cases matrix multiplication has certain advantages over the method of difference equations in that we need not solve for the arbitrary constants that appear in the solutions of the difference equations.

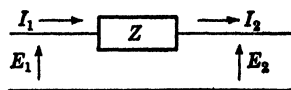


FIG. 14.1.

Consider the electrical circuit of Fig. 14.1.

This circuit consists of a series impedance and a perfect conductor return path. We suppose that an electromotive force

$$(14.1) \quad e_1(t) = E_1 e^{j\omega t}$$

is impressed on one end of the circuit and that an electromotive force

$$(14.2) \quad e_2(t) = E_2 e^{j\omega t}$$

is impressed on the other end of the circuit.

This gives rise to a current

$$(14.3) \quad i_1(t) = I_1 e^{j\omega t} = I_2 e^{j\omega t}$$

Since we are interested in steady-state values, we may suppress the factor $e^{j\omega t}$ as is customary in electric-circuit theory. We then concern ourselves only with the complex amplitudes E_1 , E_2 , I_1 , and I_2 . By Kirchhoff's laws, we have the relations

$$(14.4) \quad \begin{cases} E_1 = E_2 + ZI_2 \\ I_1 = I_2 \end{cases}$$

This may be written in the convenient matrix form

$$(14.5) \quad \begin{Bmatrix} E_1 \\ I_1 \end{Bmatrix} = \begin{bmatrix} 1 & Z \\ 0 & 1 \end{bmatrix} \begin{Bmatrix} E_2 \\ I_2 \end{Bmatrix}$$

This matrix equation expresses a relation between the input quantities E_1 and I_1 and the output quantities E_2 and I_2 . We notice that the determinant of the square matrix of (14.5) is equal to unity.

Let us now consider the circuit of Fig. 14.2.

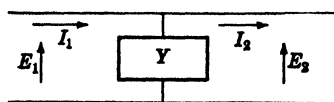


FIG. 14.2.

By Kirchhoff's laws, we now have the relations

$$(14.6) \quad \begin{cases} E_1 = E_2 \\ I_1 = YE_2 + I_2 \end{cases}$$

where Y is the admittance of the circuit and is hence the reciprocal of the impedance. This relation may be written in the matrix form

$$(14.7) \quad \begin{Bmatrix} E_1 \\ I_1 \end{Bmatrix} = \begin{bmatrix} 1 & 0 \\ Y & 1 \end{bmatrix} \begin{Bmatrix} E_2 \\ I_2 \end{Bmatrix}$$

We notice that in this case also, the determinant of the square matrix is equal to unity.

Let us now consider the network of Fig. 14.3.

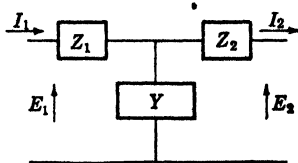


FIG. 14.3.

We may regard this circuit as being formed by a circuit of the type of Fig. 14.1 in series with a circuit of the type of Fig. 14.2 and

another circuit of the type of Fig. 14.1. Since the output currents and voltage of one circuit are the input currents and voltages of the next network, we obtain

$$(14.8) \quad \begin{Bmatrix} E_1 \\ I_1 \end{Bmatrix} = \begin{bmatrix} 1 & Z_1 \\ 0 & 1 \end{bmatrix} \begin{bmatrix} 1 & 0 \\ Y & 1 \end{bmatrix} \begin{bmatrix} 1 & Z_2 \\ 0 & 1 \end{bmatrix} \begin{Bmatrix} E_2 \\ I_2 \end{Bmatrix} \\ = \begin{bmatrix} (1 + Z_1 Y)(Z_1 + Z_1 Z_2 Y + Z_2) & \\ Y_1 & (1 + Z_2 Y) \end{bmatrix} \begin{Bmatrix} E_2 \\ I_2 \end{Bmatrix}$$

We thus may obtain the input and output quantities directly. The elements of the square matrix are functions of the impedances and admittances of the component parts of the network. Since the square matrix of (14.8) is the product of three matrices whose determinants are each equal to unity, therefore, its determinant also is equal to unity. The square matrix of the equation (14.8) is called the associated matrix of the network.

Let us consider a box with four accessible terminals as shown in Fig. 14.4.

Let us assume that within the box there exist various impedance and admittance elements joined together in a general manner. Let us also assume that there are no potential sources within the box. It may then be shown by a repeated multiplication of the associated matrices of the individual elements within the box that the input and output potentials and currents are related by the equation

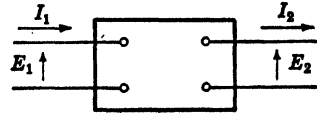


FIG. 14.4.

$$(14.9) \quad \begin{Bmatrix} E_1 \\ I_1 \end{Bmatrix} = \begin{bmatrix} A & B \\ C & D \end{bmatrix} \begin{Bmatrix} E_2 \\ I_2 \end{Bmatrix}$$

Where in general A, B, C, D are complex numbers and the determinant of the square matrix of (14.9) satisfies the relation

$$(14.10) \quad AD - BC = 1$$

If we premultiply both sides of the Eq. (14.9) by $\begin{bmatrix} AB \\ CD \end{bmatrix}^{-1}$, we obtain

$$(14.11) \quad \begin{Bmatrix} E_2 \\ I_2 \end{Bmatrix} = \begin{bmatrix} A & B \\ C & D \end{bmatrix}^{-1} \begin{Bmatrix} E_1 \\ I_1 \end{Bmatrix} = \begin{bmatrix} D & -B \\ -C & A \end{bmatrix} \begin{Bmatrix} E_1 \\ I_1 \end{Bmatrix}$$

If the network within the box is symmetrical so that it appears the same when viewed from the right as when viewed from the left, we have

$$(14.12) \quad A = D$$

Cascade Connection of Symmetrical Networks. Let us suppose that we have a chain of n symmetrical networks connected as shown in Fig. (14.5).

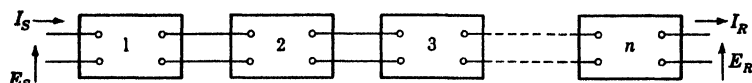


FIG. 14.5.

Since the networks are identical and symmetrical, we have the relation

$$(14.13) \quad \begin{Bmatrix} E_s \\ I_s \end{Bmatrix} = \begin{bmatrix} A & B \\ C & A \end{bmatrix}^n \begin{Bmatrix} E_r \\ I_r \end{Bmatrix}$$

There exists a very convenient manner of writing the matrix $\begin{bmatrix} AB \\ CA \end{bmatrix}$ to enable one to raise it to a positive or negative integral power. To do this, we let

$$(14.14) \quad A = \cosh a$$

$$(14.15) \quad C = \frac{\sinh a}{Z_0}$$

Now since the determinant of $\begin{bmatrix} AB \\ CA \end{bmatrix}$ equals unity, we have

$$(14.16) \quad A^2 - BC = 1$$

or

$$(14.17) \quad B = \frac{A^2 - 1}{C} = \frac{(\cosh^2 a - 1)Z_0}{\sinh a} = Z_0 \sinh a$$

Hence with these substitutions we write

$$(14.18) \quad \begin{bmatrix} A & B \\ C & A \end{bmatrix} = \begin{bmatrix} \cosh a & Z_0 \sinh a \\ \frac{\sinh a}{Z_0} & \cosh a \end{bmatrix}$$

We now have

$$(14.19) \quad \begin{bmatrix} A & B \\ C & A \end{bmatrix}^2 = \begin{bmatrix} \cosh a & Z_0 \sinh a \\ \frac{\sinh a}{Z_0} & \cosh a \end{bmatrix} \begin{bmatrix} \cosh a & Z_0 \sinh a \\ \frac{\sinh a}{Z_0} & \cosh a \end{bmatrix} \\ = \begin{bmatrix} (\cosh^2 a + \sinh^2 a)2Z_0(\cosh a \sinh a) & \\ \frac{2}{Z_0} \cosh a \sinh a & (\cosh^2 a + \sinh^2 a) \end{bmatrix} \\ = \begin{bmatrix} \cosh 2a & Z_0 \sinh 2a \\ \frac{\sinh 2a}{Z_0} & \cosh 2a \end{bmatrix}$$

By mathematical induction it may be shown that

$$(14.20) \quad \begin{bmatrix} A & B \\ C & A \end{bmatrix}^n = \begin{bmatrix} \cosh an & Z_0 \sinh an \\ \frac{\sinh an}{Z_0} & \cosh an \end{bmatrix}$$

The result (14.20) holds for n a positive or negative integer.

We therefore have

$$(14.21) \quad \begin{Bmatrix} E_s \\ I_s \end{Bmatrix} = \begin{bmatrix} \cosh an & Z_0 \sinh an \\ \frac{\sinh an}{Z_0} & \cosh an \end{bmatrix} \begin{Bmatrix} E_r \\ I_r \end{Bmatrix}$$

This gives the relation between the receiving-end quantities and the sending-end quantities. If we premultiply Eq. (14.13) by $\begin{Bmatrix} AB \\ CA \end{Bmatrix}^{-n}$ we obtain

$$(14.22) \quad \begin{Bmatrix} E_r \\ I_r \end{Bmatrix} = \begin{bmatrix} \cosh an & -Z_0 \sinh an \\ -\frac{\sinh an}{Z_0} & \cosh an \end{bmatrix} \begin{Bmatrix} E_s \\ I_s \end{Bmatrix}$$

Expressions (14.21) and (14.22) are extremely useful in the field of electrical circuit theory, and by the electrical and mechanical analogues, they are of use in the field of mechanical oscillations.

15. Natural Frequencies of the Longitudinal Motions of Trains.

As a simple mechanical example of the above general theory, let us

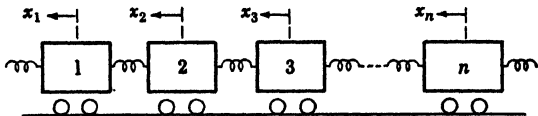


FIG. 15.1.

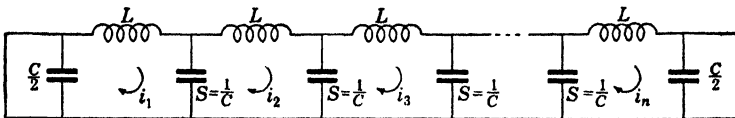


FIG. 15.2.

consider the longitudinal motions of a train of n equal units as shown in Fig. 15.1.

For simplicity, we shall assume that the mass of each unit is m and that the units are coupled together by coupling whose spring constant equals k . Friction will be neglected.

By the principles explained in Chap. VIII, the mechanical system of Fig. 15.1 is analogous to the electrical system of Fig. 15.2.

This is a ladder network having n meshes. By the electrical-mechanical analogy principle, we have the following analogous quantities:

$$(15.1) \quad M \rightarrow L$$

$$(15.2) \quad K \rightarrow S = \frac{1}{C}$$

$$(15.3) \quad \dot{i}_r \rightarrow \dot{x}_r = v_r$$

$$(15.4) \quad q_r \rightarrow x_r$$

where L is the inductance parameter of each mesh of the ladder network, S is the elastance of each condenser of the network, \dot{i}_r is the mesh current of the r th mesh, and q_r is the mesh charge, x_r is the coordinate of the r th unit of the train, and v_r is the velocity of the r th unit.

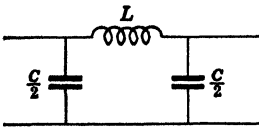


FIG. 15.3.

The electrical circuit may be regarded as being composed of n units of the π type as shown in Fig. 15.3.

The associated matrix of the circuit of Fig. 15.3 is

$$(15.5) \quad \begin{bmatrix} A & B \\ C & A \end{bmatrix} = \begin{bmatrix} 1 & 0 \\ j\omega C & 1 \end{bmatrix} \begin{bmatrix} 1 & j\omega L \\ 0 & 1 \end{bmatrix} \begin{bmatrix} 1 & 0 \\ j\omega C & 1 \end{bmatrix}$$

$$= \begin{bmatrix} \left(1 - \frac{\omega^2 LC}{2}\right) & j\omega L \\ j\omega C - \frac{j\omega^3 LC^2}{4} & \left(1 - \frac{\omega^2 LC}{2}\right) \end{bmatrix}$$

We now let

$$(15.6) \quad \cosh a = \left(1 - \frac{\omega^2 LC}{2}\right)$$

$$(15.7) \quad Z_0 = \frac{\sinh a}{j\omega C \left(1 - \frac{\omega^2 LC}{4}\right)}$$

in accordance with Eqs. (14.14) and (14.15).

We may then write the associated matrix of the circuit (15.5) in the form

$$(15.8) \quad \begin{bmatrix} A & B \\ C & A \end{bmatrix} = \begin{bmatrix} \cosh a & Z_0 \sinh a \\ \frac{\sinh a}{Z_0} & \cosh a \end{bmatrix}$$

To obtain the natural frequencies of the dynamical system of Fig. 15.1, we realize that when the train is oscillating freely there are no

external forces exerted upon it at either end. Hence, in the equivalent electrical circuit, the sending-end and receiving-end potentials must be equal to zero. We thus have

$$(15.9) \quad \begin{Bmatrix} E_R \\ I_r \end{Bmatrix} = \begin{bmatrix} \cosh an & Z_0 \sinh an \\ \frac{\sinh an}{Z_0} & \cosh an \end{bmatrix} \begin{Bmatrix} E_s \\ I_s \end{Bmatrix}$$

Since $E_s = 0$, we have

$$(15.10) \quad E_R = I_s Z_0 \sinh an = 0$$

for I_s is arbitrary. The frequency equation of the system is given by

$$(15.11) \quad Z_0 \sinh an = 0$$

If in Eq. (15.6), we let

$$(15.12) \quad a = jb \quad j = \sqrt{-1}$$

and solve for ω , we find

$$(15.13) \quad \omega = \frac{2}{\sqrt{Lc}} \sin\left(\frac{b}{2}\right)$$

If we now substitute this into (15.7), we have

$$(15.14) \quad Z_0 = \frac{\sin b}{\omega C \cos^2 b/2}$$

The frequency equation (15.11) then becomes

$$(15.15) \quad \frac{j \sin b \sin bn}{\omega C \cos^2 b/2} = 0$$

This equation is satisfied if

$$(15.16) \quad \sin bn = 0$$

or

$$(15.17) \quad b = \frac{r\pi}{n} \quad r = 0, 1, 2, \dots (n - 1)$$

Substituting this into (15.13), we obtain the n natural angular frequencies ω_r

$$(15.18) \quad \omega_r = \frac{2}{\sqrt{LC}} \sin\left(\frac{r\pi}{2n}\right) \quad r = 0, 1, 2, \dots (n - 1)$$

Translating this result into mechanical language, we obtain

$$(15.19) \quad \omega_r = 2\sqrt{\frac{K}{M}} \sin\left(\frac{r\pi}{2n}\right) \quad r = 0, 1, 2, \dots (n - 1)$$

for the natural angular frequencies of oscillation of the train of n units.

PROBLEMS

1. Find the successive differences of $F(x) = \frac{1}{x}$, the interval h being unity.
2. Evaluate $\frac{\pi}{4} = \int_0^1 \frac{dx}{(1+x^2)}$ by integrating numerically.
3. A curve expressed by $F(x)$ has for $x = 0, 1, 2, 3, 4, 5, 6$ the ordinates 0, 1.17, 2.13, 2.68, 2.62, 1.77, -0.07 , respectively. Find the slope of the curve at each of the seven points, and find the area under the curve from $x = 0$ to $x = 6$.
4. Show that $1^4 + 2^4 + 3^4 + \dots + n^4 = \frac{n}{30} (6n^4 + 15n^3 + 10n^2 - 1)$.

5. Derive the formula

$$\int_a^{a+4h} F(x) dx = \frac{2h}{45} (7 + 32E + 12E^2 + 32E^3 + 7E^4)F(a)$$

6. Sum to m terms, the series

$$(3^2 + 8) + (5^2 + 11) + (7^2 + 14) + (9^2 + 17) + \dots$$

Solve the following difference equations:

7. $u(x + 2) - 3u(x + 1) - 4u(x) = m^x$
8. $u(x + 2) + 4u(x + 1) + 4 = x$
9. $\Delta u(x) + \Delta^2 u(x) = \sin x$
10. $u(x + 2) + n^2 u(x) = \cos nx$
11. A seed is planted. When it is one year old it produces tenfold, and when two years old and upward it produces eighteenfold. Every seed is planted as soon as produced. Find the number of grains at the end of the x th year.

$$Ans. \frac{1}{3\sqrt{17}} \left[\left(\frac{11 + 3\sqrt{17}}{2} \right)^x - \left(\frac{11 - 3\sqrt{17}}{2} \right)^x \right]$$

12. A low-pass filter with mid-series termination is constructed of elements $L_1 = \frac{1}{\pi}$ henry, $C_2 = \frac{1}{\pi}$ microfarad. Find the cutoff frequency.

$$Ans. \omega_c = 1,200 \text{ cycles}$$

13. Draw the equivalent electrical circuit for the loaded string. Use the matrix method to compute the natural frequencies of the system.

14. Consider an infinitely extended string under tension F . The string carries equal equidistant masses m and is immersed in a viscous fluid. Draw the equivalent electrical circuit, and discuss the nature of wave propagation when a harmonic transverse force is impressed on the first mass.

15. A shaft of constant cross section carries n identical disks spaced at equal intervals of length a . The moment of inertia of each disk is denoted by J . The torsional stiffness of each section of shaft between two disks is determined by the constant c such that if the relative angular displacement of two neighboring disks is equal to θ the torque transmitted by the section is equal to $c\theta$. Determine the natural frequencies of the torsional oscillations of the system. If an oscillatory torque is applied to the first disk, determine the motion of the last disk.

16. A transmission-line conductor carries an alternating current of angular frequency ω . It is supported by a string insulator of n identical units attached to a metallic transmission-line tower that is at zero potential. Assume that the

metallic conductors between two insulators forms an electrical condenser of capacitance c_1 ; also each metallic conductor and the tower form a condenser of capacitance c_2 .

Determine the potential distribution along the chain of insulators.

17. A light elastic string of length ns and coefficient of elasticity E is loaded with n particles each of mass m ranged at intervals s along it, beginning at one extremity. If it is suspended by the other end, prove that the periods of its vertical oscillations are given by the formula

$$\pi \sqrt{\frac{sm}{E}} \operatorname{cosec} \left[\left(\frac{2r+1}{2n+1} \right) \frac{\pi}{2} \right] \quad \text{when } r = 0, 1, 2, \dots (n-1)$$

18. A railway engine is drawing a train of equal carriages connected by spring couplings of strength μ , and the driving power is adjusted so that the velocity is $(A + B \sin qt)$. Show that if $q^2[(M + 4m)b^2 + 4mk^2]$ is nearly equal to $2\mu b^2$, the couplings will probably break. M is the mass of a carriage that is supported on four equal wheels of mass m , radius b , and radius of gyration k . Are there any other values of q for which the couplings will probably break?

19. A regular polygon A_1, A_2, \dots, A_n is formed of n pieces of uniform wire, each of resistance r , and the center O is joined to each angular point by a straight piece of the same wire. Show that, if the point O is maintained at zero potential and the point A_1 at potential V , the current that flows in the conductor A_s, A_{s+1} is

$$I = \frac{2V \sinh \theta \sinh (n - 2s + 1)\theta}{r \cosh n\theta}$$

where θ is given by the equation

$$\cosh 2\theta = 1 + \sin \left(\frac{\pi}{n} \right)$$

References

1. BOOLE, GEORGE: "A Treatise on the Calculus of Finite Differences," Macmillan & Company, Ltd., London, 1880.
2. FUNK, P.: "Die Linearen Differenzgleichungen und ihre Anwendung in der Theorie der Baukonstruktionen," Verlag Julius Springer, Berlin, 1920.
3. KÁRMÁN, T. VON, and M. A. BIOR: "Mathematical Methods in Engineering," McGraw-Hill Book Company, Inc., New York, 1940.
4. ROUTH, E. J.: "Advanced Rigid Dynamics," Macmillan & Company, Ltd., London, 1905.

CHAPTER XI

PARTIAL DIFFERENTIATION

1. Introduction. A great many of the fundamental laws of the various branches of science are expressed most simply in terms of differential equations. For example, the motion of a particle of mass M , when acted upon by a force whose components along the three axes of a Cartesian reference frame are F_x , F_y , and F_z , is given by the three differential equations

$$(1.1) \quad M \frac{d^2x}{dt^2} = F_x, \quad M \frac{d^2y}{dt^2} = F_y, \quad M \frac{d^2z}{dt^2} = F_z$$

where x , y , z is the position of the particle at any time t . In this case, the motion is given by a system of ordinary differential equations.

The physical laws governing the distribution of temperature in solids, the propagation of electricity in cables, and the distribution of velocities in moving fluids are expressed in terms of partial differential equations. It is therefore necessary that the student of applied mathematics should have a clear idea of the fundamental definitions and operations involving partial differentiation.

2. Partial Derivatives. A quantity $F(x,y,z)$ is said to be a function of the three variables x , y , z if the value of F is determined by the values of x , y , and z . If, for example, x , y , and z are the Cartesian coordinates of a certain point in space, then $F(x,y,z)$ may be the temperature at that point, and as x , y , and z take on other values, $F(x,y,z)$ will give the temperature in the region under consideration.

Continuity. The function $F(x,y,z)$ is continuous at a point (a,b,c) for which it is defined if

$$(2.1) \quad \lim_{\substack{x \rightarrow a \\ y \rightarrow b \\ z \rightarrow c}} F(x,y,z) = F(a,b,c)$$

independently of the manner in which x approaches a , y approaches b , and z approaches c .

Now, given $F(x,y,z)$, it is possible to hold y and z constant and allow x to vary; this reduces F to a function of x only which may have a derivative defined and computed in the usual way. This derivative

is called the *partial derivative* of F with respect to x . Therefore, by definition,

$$(2.2) \quad \frac{\partial F}{\partial x} = \lim_{h \rightarrow 0} \left[\frac{F(x+h, y, z) - F(x, y, z)}{h} \right]$$

The symbol $\frac{\partial F}{\partial x}$ denotes the partial derivative. Sometimes the alternative notation is used

$$(2.3) \quad \frac{\partial F}{\partial x} = F_x = \left(\frac{dF}{dx} \right)_{y,z}$$

Again, if we hold x and z constant, we make F a function of y alone whose derivative is the partial derivative of F with respect to y ; this is written

$$(2.4) \quad \frac{\partial F}{\partial y} = F_y = \left(\frac{dF}{dy} \right)_{x,z} = \lim_{k \rightarrow 0} \left[\frac{F(x, y+k, z) - F(x, y, z)}{k} \right]$$

In the same manner, we define the partial derivative with respect to z .

$$(2.5) \quad \frac{\partial F}{\partial z} = F_z = \left(\frac{dF}{dz} \right)_{x,y} = \lim_{q \rightarrow 0} \left[\frac{F(x, y, z+q) - F(x, y, z)}{q} \right]$$

If $F(x, y, z)$ has partial derivatives at each point of a domain, then those derivatives are themselves functions of $x, y,$ and z and may have partial derivatives which are called the second partial derivatives of the function F . For example,

$$(2.6) \quad \begin{cases} \frac{\partial}{\partial x} \left(\frac{\partial F}{\partial x} \right) = \frac{\partial^2 F}{\partial x^2} = F_{xx} \\ \frac{\partial}{\partial y} \left(\frac{\partial F}{\partial x} \right) = \frac{\partial^2 F}{\partial y \partial x} = F_{yx} \\ \frac{\partial}{\partial y} \left(\frac{\partial F}{\partial z} \right) = \frac{\partial^2 F}{\partial y \partial z} = F_{yz} \\ \text{etc.} \end{cases}$$

Order of Differentiation. $\frac{\partial^2 F}{\partial x \partial y}$ denotes the derivative of $\frac{\partial F}{\partial y}$ with respect to x , while $\frac{\partial^2 F}{\partial y \partial x}$ denotes the derivative of $\frac{\partial F}{\partial x}$ with respect to y . It may be shown that if $F(x, y)$ and its derivatives $\frac{\partial F}{\partial x}$ and $\frac{\partial F}{\partial y}$ are *continuous* then the order of differentiation is immaterial, and we have

$$(2.7) \quad \frac{\partial^2 F}{\partial x \partial y} = \frac{\partial^2 F}{\partial y \partial x}, \text{ etc.}$$

In general $\frac{\partial^{p+q}F}{\partial x^p \partial y^q}$ signifies the result of differentiating $F(x,y,z)$ p times with respect to x , and q times with respect to y , the order of differentiation being immaterial. The extension to any number of variables is obvious.

3. The Symbolic Form of Taylor's Expansion. In Sec. 16 of Chap. I, we wrote Taylor's expansion of a function of one variable in the form

$$(3.1) \quad e^{hD_x}f(x) = f(x + h)$$

where

$$(3.2) \quad D_x = \frac{d}{dx}$$

and

e is the base of the natural logarithms. The symbolic expansion of a function $F(x,y)$ of two variables written in the form

$$(3.3) \quad e^{(hD_x+kD_y)}F(x,y) = F(x + h, y + k)$$

where

$$(3.4) \quad D_x = \frac{\partial}{\partial x}, \quad D_y = \frac{\partial}{\partial y}$$

is to be interpreted by substituting

$$(3.5) \quad u = (hD_x + kD_y)$$

in the Maclaurin expansion

$$(3.6) \quad e^u = 1 + \frac{u}{1!} + \frac{u^2}{2!} + \cdots + \frac{u^n}{n!} + \cdots$$

and operating with the result on $F(x,y)$. Terms of the type D_x^r and $D_x^r D_y^s$, etc., are interpreted by

$$(3.7) \quad D_x^r = \frac{\partial^r}{\partial x^r}, \quad D_x^r D_y^s = \frac{\partial^{r+s}}{\partial x^r \partial y^s}$$

The justification of (3.1) depends on the fact that the operators D_x and D_y satisfy the laws of algebra and commute with constants as discussed in Chap. X. This form of Taylor's expansion is of great usefulness in applied mathematics.

4. Differentiation of Composite Functions. As a simple case of composite functions, let us consider

$$(4.1) \quad F = F(x,y)$$

where x and y are both functions of the independent variable t , that is,

$$(4.2) \quad x = x(t), \quad y = y(t)$$

Now if t is given an increment Δt , then x and y receive increments Δx , Δy , and F receives an increment ΔF given by

$$(4.3) \quad \Delta F = F(x + \Delta x, y + \Delta y) - F(x, y)$$

Now by Taylor's expansion, we have

$$(4.4) \quad \begin{aligned} F(x + \Delta x, y + \Delta y) &= e^{\Delta x D_x + \Delta y D_y} F(x, y) \\ &= F(x, y) + \frac{\partial F}{\partial x} \Delta x + \frac{\partial F}{\partial y} \Delta y + \delta_1 \Delta x + \delta_2 \Delta y \end{aligned}$$

where

$$(4.5) \quad \lim_{\substack{\Delta x \rightarrow 0 \\ \Delta y \rightarrow 0}} \delta_1 = 0 \quad \lim_{\substack{\Delta x \rightarrow 0 \\ \Delta y \rightarrow 0}} \delta_2 = 0$$

Hence

$$(4.6) \quad \Delta F = \frac{\partial F}{\partial x} \Delta x + \frac{\partial F}{\partial y} \Delta y + \delta_1 \Delta x + \delta_2 \Delta y$$

Dividing this by Δt and taking the limit as $\Delta t \rightarrow 0$, we have

$$(4.7) \quad \lim_{\Delta t \rightarrow 0} \frac{\Delta F}{\Delta t} = \lim_{\Delta t \rightarrow 0} \left(\frac{\partial F}{\partial x} \frac{\Delta x}{\Delta t} + \frac{\partial F}{\partial y} \frac{\Delta y}{\Delta t} + \delta_1 \frac{\Delta x}{\Delta t} + \delta_2 \frac{\Delta y}{\Delta t} \right)$$

Now as $\Delta t \rightarrow 0$, $\Delta x \rightarrow 0$, and $\Delta y \rightarrow 0$, and if t is the only independent variable, we have

$$(4.8) \quad \lim_{\Delta t \rightarrow 0} \frac{\Delta F}{\Delta t} = \frac{dF}{dt}, \quad \lim_{t \rightarrow 0} \frac{\Delta x}{\Delta t} = \frac{dx}{dt}, \text{ etc.}$$

Therefore (4.7) becomes

$$(4.9) \quad \frac{dF}{dt} = \frac{\partial F}{\partial x} \frac{dx}{dt} + \frac{\partial F}{\partial y} \frac{dy}{dt}$$

If there are other independent variables besides t , then we must use the notation

$$(4.10) \quad \lim_{\Delta t \rightarrow 0} \frac{\Delta F}{\Delta t} = \frac{\partial F}{\partial t}, \quad \lim_{\Delta t \rightarrow 0} \frac{\Delta x}{\Delta t} = \frac{\partial x}{\partial t}, \text{ etc.}$$

and we have

$$(4.11) \quad \frac{\partial F}{\partial t} = \frac{\partial F}{\partial x} \frac{\partial x}{\partial t} + \frac{\partial F}{\partial y} \frac{\partial y}{\partial t}$$

This formula may be extended to the case where F is a function of any number of variables x, y, z, \dots and x, y, z, \dots , etc., are functions of the variables t, r, s, p, \dots , etc.

The results may be stated in the following form:

If F is a function of the n variables x_1, x_2, \dots, x_n so that

$$(4.12) \quad F = F(x_1, x_2, x_3, \dots, x_n)$$

and each variable x is a function of the single variable t so that

$$(4.13) \quad x_r = x_r(t) \quad r = 1, 2, 3, \dots, n$$

then

$$(4.14) \quad \frac{dF}{dt} = \frac{\partial F}{\partial x_1} \frac{dx_1}{dt} + \frac{\partial F}{\partial x_2} \frac{dx_2}{dt} + \dots + \frac{\partial F}{\partial x_n} \frac{dx_n}{dt}$$

If however each variable x is a function of the p variables t_1, t_2, \dots, t_p so that

$$(4.15) \quad x_r = x_r(t_1, t_2, \dots, t_p) \quad r = 1, 2, 3, \dots, n$$

then

$$(4.16) \quad \begin{cases} \frac{\partial F}{\partial t_1} = \frac{\partial F}{\partial x_1} \frac{\partial x_1}{\partial t_1} + \frac{\partial F}{\partial x_2} \frac{\partial x_2}{\partial t_1} + \dots + \frac{\partial F}{\partial x_n} \frac{\partial x_n}{\partial t_1} \\ \frac{\partial F}{\partial t_s} = \frac{\partial F}{\partial x_1} \frac{\partial x_1}{\partial t_s} + \frac{\partial F}{\partial x_2} \frac{\partial x_2}{\partial t_s} + \dots + \frac{\partial F}{\partial x_n} \frac{\partial x_n}{\partial t_s}, \text{ etc.} \end{cases}$$

Second and Higher Derivatives. As an illustration of the manner in which higher derivatives may be computed from these fundamental formulas, let us differentiate (4.9) on the assumption that x and y are functions of the single variable t . We therefore have

$$(4.17) \quad \frac{d^2F}{dt^2} = \frac{d}{dt} \left(\frac{\partial F}{\partial x} \right) \frac{dx}{dt} + \frac{\partial F}{\partial x} \frac{d^2x}{dt^2} + \frac{d}{dt} \left(\frac{\partial F}{\partial y} \right) \frac{dy}{dt} + \frac{\partial F}{\partial y} \frac{d^2y}{dt^2}$$

Now since $\left(\frac{\partial F}{\partial x} \right)$ and $\left(\frac{\partial F}{\partial y} \right)$ are functions of x and y , we apply

(4.9) to $\left(\frac{\partial F}{\partial x} \right)$ and $\left(\frac{\partial F}{\partial y} \right)$ instead of to F and obtain

$$(4.18) \quad \frac{d}{dt} \left(\frac{\partial F}{\partial x} \right) = \frac{\partial^2 F}{\partial x^2} \frac{dx}{dt} + \frac{\partial^2 F}{\partial x \partial y} \frac{dy}{dt}$$

and

$$(4.19) \quad \frac{d}{dt} \left(\frac{\partial F}{\partial y} \right) = \frac{\partial^2 F}{\partial x \partial y} \frac{dx}{dt} + \frac{\partial^2 F}{\partial y^2} \frac{dy}{dt}$$

Substituting this in (4.17), we have

$$(4.20) \quad \frac{d^2F}{dt^2} = \frac{\partial^2 F}{\partial x^2} \left(\frac{dx}{dt} \right)^2 + 2 \frac{\partial^2 F}{\partial x \partial y} \frac{dx}{dt} \frac{dy}{dt} + \frac{\partial^2 F}{\partial y^2} \left(\frac{dy}{dt} \right)^2 + \frac{\partial F}{\partial x} \frac{d^2x}{dt^2} + \frac{\partial F}{\partial y} \frac{d^2y}{dt^2}$$

Expressions for the third and higher derivatives may be found in a similar manner.

5. Change of Variables. An important application of Eq. (4.11) is its use in changing variables; for example, let

$$(5.1) \quad F = F(x, y)$$

and it is desired to replace x and y by the polar coordinates r and θ given by

$$(5.2) \quad x = r \cos \theta, \quad y = r \sin \theta$$

Then F becomes a function of r and θ , and we have by (4.11)

$$(5.3) \quad \begin{cases} \frac{\partial F}{\partial r} = \frac{\partial F}{\partial x} \frac{\partial x}{\partial r} + \frac{\partial F}{\partial y} \frac{\partial y}{\partial r} = \frac{\partial F}{\partial x} \cos \theta + \frac{\partial F}{\partial y} \sin \theta \\ \frac{\partial F}{\partial \theta} = \frac{\partial F}{\partial x} \frac{\partial x}{\partial \theta} + \frac{\partial F}{\partial y} \frac{\partial y}{\partial \theta} = \frac{\partial F}{\partial x} (-r \sin \theta) + \frac{\partial F}{\partial y} r \cos \theta \end{cases}$$

Solving these equations for $\frac{\partial F}{\partial x}$ and $\frac{\partial F}{\partial y}$, we have

$$(5.4) \quad \begin{cases} \frac{\partial F}{\partial x} = \frac{\partial F}{\partial r} \cos \theta - \frac{\partial F}{\partial \theta} \frac{\sin \theta}{r} \\ \frac{\partial F}{\partial y} = \frac{\partial F}{\partial r} \sin \theta + \frac{\partial F}{\partial \theta} \frac{\cos \theta}{r} \end{cases}$$

The second derivative may be computed by Eq. (4.15).

6. The First Differential. For simplicity, let us consider

$$(6.1) \quad F = F(x, y)$$

a function of two variables x and y . Now let us give x an increment Δx and y an increment Δy . Then as was shown in (4.6), F takes an increment ΔF , where

$$(6.2) \quad \Delta F = \frac{\partial F}{\partial x} \Delta x + \frac{\partial F}{\partial y} \Delta y + \delta_1 \Delta x + \delta_2 \Delta y$$

In general the third term is an infinitesimal of higher order than the first term, and the fourth term is in general a higher order infinitesimal than the second.

We take the first two terms of (6.2) and call them the differential of F and write

$$(6.3) \quad dF = \frac{\partial F}{\partial x} \Delta x + \frac{\partial F}{\partial y} \Delta y$$

The definition is completed by saying that if x and y are *independent* variables

$$(6.4) \quad dx = \Delta x, \quad dy = \Delta y$$

then (6.3) takes the form

$$(6.5) \quad dF = \frac{\partial F}{\partial x} dx + \frac{\partial F}{\partial y} dy$$

This expression is called the *total differential* of $F(x, y)$. This definition may be extended where F is a function of the n independent variable x_1, x_2, \dots, x_n to obtain

$$(6.6) \quad dF = \frac{\partial F}{\partial x_1} dx_1 + \frac{\partial F}{\partial x_2} dx_2 + \dots + \frac{\partial F}{\partial x_n} dx_n$$

This definition (6.5) has been based on the assumption that x and y are independent variables. Let us now examine the case where this is not true. Let us suppose that x and y are functions of the three independent variables u, v, w , so that

$$(6.7) \quad \begin{cases} x = x(u, v, w) \\ y = y(u, v, w) \end{cases}$$

Now since u, v , and w are independent, we have

$$(6.8) \quad \begin{cases} dx = \frac{\partial x}{\partial u} du + \frac{\partial x}{\partial v} dv + \frac{\partial x}{\partial w} dw \\ dy = \frac{\partial y}{\partial u} du + \frac{\partial y}{\partial v} dv + \frac{\partial y}{\partial w} dw \end{cases}$$

And since F is a function of u, v , and w , we have

$$(6.9) \quad dF = \frac{\partial F}{\partial u} du + \frac{\partial F}{\partial v} dv + \frac{\partial F}{\partial w} dw$$

But by Eq. (4.16), we have

$$(6.10) \quad \begin{cases} \frac{\partial F}{\partial u} = \frac{\partial F}{\partial x} \frac{\partial x}{\partial u} + \frac{\partial F}{\partial y} \frac{\partial y}{\partial u} \\ \frac{\partial F}{\partial v} = \frac{\partial F}{\partial x} \frac{\partial x}{\partial v} + \frac{\partial F}{\partial y} \frac{\partial y}{\partial v} \\ \frac{\partial F}{\partial w} = \frac{\partial F}{\partial x} \frac{\partial x}{\partial w} + \frac{\partial F}{\partial y} \frac{\partial y}{\partial w} \end{cases}$$

Substituting these equations into (6.9), we have

$$(6.11) \quad \begin{aligned} dF &= \frac{\partial F}{\partial x} \left(\frac{\partial x}{\partial u} du + \frac{\partial x}{\partial v} dv + \frac{\partial x}{\partial w} dw \right) + \\ &\quad \frac{\partial F}{\partial y} \left(\frac{\partial y}{\partial u} du + \frac{\partial y}{\partial v} dv + \frac{\partial y}{\partial w} dw \right) \\ &= \frac{\partial F}{\partial x} dx + \frac{\partial F}{\partial y} dy \end{aligned}$$

This is the same as (6.5). It thus follows that the differential of a function F of the variables x_1, x_2, \dots, x_n has the form (6.6) whether the variables x_1, x_2, \dots, x_n are *independent or not*.

Let us now consider the case where

$$(6.12) \quad F(x_1, x_2, \dots, x_n) = C$$

where C is a constant. This relation cannot exist when x_1, x_2, \dots, x_n are independent variables. Let us suppose that x_1, x_2, \dots, x_n are functions of *independent* variables u_1, u_2, \dots, u_n . Hence F may be regarded as a function of the variables u_1, u_2, \dots, u_n and we write

$$(6.13) \quad F(u_1, u_2, \dots, u_n) = C$$

Hence

$$(6.14) \quad dF = \frac{\partial F}{\partial u_1} du_1 + \frac{\partial F}{\partial u_2} du_2 + \dots + \frac{\partial F}{\partial u_n} du_n$$

Now since u_1, u_2, \dots, u_n are *independent* variables, u_1 may be changed without changing the value of the other variables or the value of F . Therefore,

$$(6.15) \quad F(u_1 + \Delta u_1, u_2, u_3, \dots, u_n) = C$$

Hence

$$(6.16) \quad \frac{\partial F}{\partial u_1} = \lim_{\Delta u_1 \rightarrow 0} \frac{F(u_1 + \Delta u_1, u_2, \dots, u_n) - F(u_1, u_2, \dots, u_n)}{\Delta u_1} = 0$$

In the same manner, we may prove that

$$(6.17) \quad \frac{\partial F}{\partial u_r} = 0 \quad r = 2, 3, \dots, n$$

Hence as a consequence of (6.14), we have

$$(6.18) \quad dF = 0$$

and by (6.6) we have

$$(6.19) \quad dF = \frac{\partial F}{\partial x_1} dx_1 + \frac{\partial F}{\partial x_2} dx_2 + \dots + \frac{\partial F}{\partial x_n} dx_n = 0$$

7. Differentiation of Implicit Functions. If we have the relation

$$(7.1) \quad F(x, y) = 0$$

we are accustomed to say that this equation defines y as an *implicit* function of x and is equivalent to the equation

$$(7.2) \quad y = \phi(x)$$

If the functional relation (7.1) is simple, then we can actually solve (7.1) to obtain y in the form (7.2). For example, consider

$$(7.3) \quad x^2 + y^2 - a^2 = 0$$

This equation may be solved for y to give

$$(7.4) \quad y = \pm \sqrt{a^2 - x^2}$$

However, if Eq. (7.1) is complicated, it is in general not possible to solve it for y . It may be shown that y in (7.1) satisfies the definition of a function of x in the sense that when x is given (7.1) determines a value of y . It is convenient to be able to differentiate (7.1) with respect to either x or y without solving the equation explicitly for x or y .

To differentiate (6.1), let us take its first differential. As a special case of (6.19), we have

$$(7.5) \quad dF = \frac{\partial F}{\partial x} dx + \frac{\partial F}{\partial y} dy = 0$$

and hence

$$(7.6) \quad \frac{dy}{dx} = - \frac{\frac{\partial F}{\partial x}}{\frac{\partial F}{\partial y}} = y'$$

This may be written in the form

$$(7.7) \quad \frac{\partial F}{\partial x} + \frac{\partial F}{\partial y} y' = 0$$

To obtain the second derivative, let

$$(7.8) \quad \phi = \left(\frac{\partial F}{\partial x} + \frac{\partial F}{\partial y} y' \right)$$

Applying (7.7) to ϕ , we have

$$(7.9) \quad \frac{\partial \phi}{\partial x} + \frac{\partial \phi}{\partial y} y' = 0$$

Now

$$(7.10) \quad \frac{\partial \phi}{\partial x} = \frac{\partial^2 F}{\partial x^2} + \frac{\partial^2 F}{\partial x \partial y} y' + \frac{\partial F}{\partial y} y''$$

and

$$(7.11) \quad \frac{\partial \phi}{\partial y} y' = \frac{\partial^2 F}{\partial x \partial y} y' + \frac{\partial^2 F}{\partial y^2} (y')^2$$

Substituting in (7.9), we obtain

$$(7.12) \quad \frac{\partial^2 F}{\partial x^2} + 2 \frac{\partial^2 F}{\partial x \partial y} y' + \frac{\partial^2 F}{\partial y^2} (y')^2 + \frac{\partial F}{\partial y} y'' = 0$$

Repeating this process, we may find the derivatives y''' , y'''' , etc., provided the partial derivatives of $F(x, y)$ exist.

One Equation, More Than Two Variables. The equation

$$(7.13) \quad F(x, y, z) = 0$$

defines any one of the variables, for example, x , in terms of the other two. If we take the differential of (7.13), we have

$$(7.14) \quad dF = \frac{\partial F}{\partial x} dx + \frac{\partial F}{\partial y} dy + \frac{\partial F}{\partial z} dz = 0$$

If we place $y = \text{const.}$, then $dy = 0$, and we have

$$(7.15) \quad \left(\frac{dz}{dx} \right)_y = - \frac{\frac{\partial F}{\partial x}}{\frac{\partial F}{\partial z}}$$

where the subscript denotes that y is held constant. This is less ambiguous than the notation $\frac{dz}{dx}$.

If $x = \text{const.}$, we have

$$(7.16) \quad \left(\frac{dy}{dz} \right)_x = - \frac{\frac{\partial F}{\partial z}}{\frac{\partial F}{\partial y}}$$

If $z = \text{const.}$, we obtain

$$(7.17) \quad \left(\frac{dx}{dy} \right)_z = - \frac{\frac{\partial F}{\partial y}}{\frac{\partial F}{\partial x}}$$

Multiplying Eqs. (7.15), (7.16), and (7.17) together, we have

$$(7.18) \quad \left(\frac{dx}{dy} \right)_z \left(\frac{dy}{dz} \right)_x \left(\frac{dz}{dx} \right)_y = -1$$

This is sometimes written in the form

$$(7.19) \quad \left(\frac{\partial x}{\partial y} \right) \left(\frac{\partial y}{\partial z} \right) \left(\frac{\partial z}{\partial x} \right) = -1$$

The absurdity of using ∂x , ∂y , ∂z as symbols for *differentials* which may be canceled is apparent from Eq. (7.19).

8. Maximums and Minimums. Quite frequently in the application of mathematics to science, it is necessary to determine the maximum or minimum values of a function of one or more variables.

Let us consider a function F of the single variable x , so that

$$(8.1) \quad F = F(x)$$

A *maximum* of $F(x)$ is a value of $F(x)$ which is *greater* than those immediately preceding or immediately following, while a *minimum* of $F(x)$ is a value of $F(x)$ which is *less* than those immediately preceding or following. In defining and discussing maximums and minimums of $F(x)$, it is assumed that x increases continuously and that $F(x)$ is a continuous and single-valued function of x .

In order to determine whether the function $F(x)$ has a maximum or a minimum at a point $x = a$, we may use Taylor's expansion of a function of one variable in the form

$$(8.2) \quad F(x + h) = F(x) + \frac{h}{1!} F'(x) + \frac{h^2}{2!} F''(x) + \frac{h^3}{3!} F'''(x) + \dots$$

Let $x = a$ be the critical point under consideration, and write

$$(8.3) \quad \Delta(h) = F(a + h) - F(a) = \frac{h}{1!} F'(a) + \frac{h^2}{2!} F''(a) + \frac{h^3}{3!} F'''(a) + \dots$$

$\Delta(h)$ is thus the change in the value of the function when the argument of the function is increased by h . This is illustrated graphically in the case that $F(a)$ is a maximum, by Fig. 8.1.

Now if $x = a$ is a point at which $F(x)$ has either a maximum or a minimum, we shall obviously have

$$(8.4) \quad \lim_{h \rightarrow 0} \Delta(h) = \lim_{h \rightarrow 0} \Delta(-h)$$

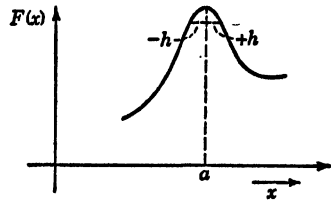


FIG. 8.1.

since for a maximum, if we move to the left of the critical point or to the right of the critical point, the function will decrease and for a minimum point the function will increase. Now if

$$(8.5) \quad F'(x) \neq 0$$

then

$$(8.6) \quad \lim_{h \rightarrow 0} \Delta(h) = \lim_{h \rightarrow 0} hF'(a)$$

since the higher order terms in (8.3) may be neglected. In the same way,

$$(8.7) \quad \lim_{h \rightarrow 0} \Delta(-h) = \lim_{h \rightarrow 0} -hF'(a)$$

Hence in order for (8.4) to be satisfied, we must have

$$(8.8) \quad F'(a) = 0$$

at either a *maximum* or a *minimum*. Now at a *maximum* $\Delta(h)$ must be negative and at a *minimum* $\Delta(h)$ must be positive for either positive or negative values of h .

Hence if (8.8) is satisfied,

$$(8.9) \quad \lim_{h \rightarrow 0} \Delta(h) = \frac{h^2}{2!} F''(a)$$

Since h^2 is always positive, then it is evident that at a *maximum* we must have

$$(8.10) \quad F''(a) < 0$$

and at a *minimum*

$$(8.11) \quad F''(a) > 0$$

Let us suppose that

$$(8.12) \quad F''(a) = 0 \quad \text{and} \quad F'''(a) \neq 0$$

then

$$(8.13) \quad \lim_{h \rightarrow 0} \Delta(h) = \frac{h^3}{3!} F'''(a)$$

Since if $F'''(a) \neq 0$, the expression (8.13) changes sign with h , we cannot have a *maximum* or a *minimum*.

If, however,

$$(8.14) \quad F'(a) = 0, \quad F''(a) = 0, \quad F'''(a) = 0$$

then

$$(8.15) \quad \lim_{h \rightarrow 0} \Delta(h) = \frac{h^4}{4!} F''''(a)$$

Hence $F(a)$ will be a *maximum* if

$$(8.16) \quad F''''(a) < 0$$

and a *minimum* if

$$(8.17) \quad F''''(a) > 0, \text{ etc.}$$

Maximums and Minimums of Functions of Two Variables. We define the maximum and minimum values of a function of two variables $x, y, F(x, y)$ in the following manner:

$F(a,b)$ is a *maximum* of $F(x,y)$ when, for all small positive or negative values of h , and k .

$$(8.18) \quad \Delta(h,k) = F(a+h, b+k) - F(a,b) < 0$$

$F(a,b)$ is a *minimum* of $F(x,y)$ when for all small positive or negative values of h and k

$$(8.19) \quad \Delta(h,k) = F(a+h, b+k) - F(a,b) > 0$$

By Taylor's expansion of a function of two variables, we have

$$(8.20) \quad F(x+h, y+k) = F(x,y) + h \frac{\partial F}{\partial x} + k \frac{\partial F}{\partial y} + \frac{1}{2!} \left(h^2 \frac{\partial^2 F}{\partial x^2} + 2hk \frac{\partial^2 F}{\partial x \partial y} + k^2 \frac{\partial^2 F}{\partial y^2} \right) + \dots$$

$$\text{Let } F_x = \frac{\partial F}{\partial x}, F_y = \frac{\partial F}{\partial y}$$

$$(8.21) \quad A = \frac{\partial^2 F}{\partial x^2}, \quad B = \frac{\partial^2 F}{\partial x \partial y}, \quad C = \frac{\partial^2 F}{\partial y^2}$$

evaluated at the point $x = a, y = b$. Then

$$(8.22) \quad \Delta(h,k) = hF_x(a,b) + kF_y(a,b) + \frac{1}{2!} (h^2 A + 2hkB + k^2 C) + \dots$$

It is thus evident that if for small values of h and k , in order for $\Delta(h,k)$ to have the same sign independently of the signs of h and k , it is necessary for the coefficients of h and k in (8.22) to vanish. This gives

$$(8.23) \quad \frac{\partial F}{\partial x} = 0, \quad \frac{\partial F}{\partial y} = 0$$

evaluated at $x = a, y = b$ as a required condition for *either a maximum* or a *minimum*. If the conditions (8.23) are satisfied, then $\Delta(h,k)$ reduces to

$$(8.24) \quad \Delta(h,k) = \frac{1}{2!} (h^2 A + 2hkB + k^2 C) + \dots$$

To facilitate the discussion, we make use of the identity

$$(8.25) \quad (Ah^2 + 2Bhk + Ck^2) = \frac{(Ah + Bk)^2 + (AC - B^2)k^2}{A}$$

We may then write (8.24) in the form

$$(8.26) \quad \Delta(h,k) = \frac{(Ah + Bk)^2 + (AC - B^2)k^2}{A2!}$$

The sign of $\Delta(h,k)$ given by (8.26) is *independent* of the signs of h and k provided that

$$(8.27) \quad (AC - B^2) > 0$$

or

$$(8.28) \quad AC - B^2 = 0$$

This may be seen since $(Ah + Bk)^2$ is always positive; therefore, if $(AC - B^2)$ is negative, the numerator of (8.26) will be positive when $k = 0$ and negative when $(Ah + Bk) = 0$.

Therefore a *second* condition for a maximum or a minimum of $F(x,y)$ is that

$$(8.29) \quad AC > B^2 \quad \text{or} \quad \frac{\partial^2 F}{\partial x^2} \frac{\partial^2 F}{\partial y^2} > \left(\frac{\partial^2 F}{\partial x \partial y} \right)^2$$

An investigation of the exceptional cases when (8.28) is satisfied or when

$$(8.30) \quad A = B = C = 0$$

is beyond the scope of this discussion.¹ When condition (8.29) is satisfied at $x = a$, $y = b$, we see that $F(a,b)$ will have a *maximum* when

$$(8.31) \quad \frac{\partial^2 F}{\partial x^2} < 0, \quad \frac{\partial^2 F}{\partial y^2} < 0$$

evaluated at $x = a$, $y = b$. $F(a,b)$ will have a *minimum* when

$$(8.32) \quad \frac{\partial^2 F}{\partial x^2} > 0, \quad \frac{\partial^2 F}{\partial y^2} > 0$$

evaluated at $x = a$, $y = b$.

If

$$(8.33) \quad AC - B^2 < 0$$

then $F(x,y)$ has *neither* a maximum or a minimum. By a similar course of reasoning, we obtain the conditions for maximums and minimums of functions of three or more variables. As an example of the above theory, let it be required to examine

$$(8.34) \quad F(x,y) = x^2y + xy^2 - axy$$

¹ The reader is referred to E. Goursat and E. Hedrick, "Mathematical Analysis," Ginn and Company, Boston, 1904.

for maximum and minimum values. Here

$$(8.35) \quad \frac{\partial F}{\partial x} = (2x + y - a)y \quad \frac{\partial F}{\partial y} = (2y + x - a)x$$

$$(8.36) \quad \frac{\partial^2 F}{\partial x^2} = 2y \quad \frac{\partial^2 F}{\partial y^2} = 2x$$

The conditions (8.23) are

$$(8.37) \quad (2x - y - a)y = 0, \quad (2y + x - a)x = 0$$

Condition (8.29) is

$$(8.38) \quad 4xy > (2x + 2y - a)^2$$

The system of equations (8.35) has the four solutions

$$(8.39) \quad \begin{cases} x = 0 & x = a & x = 0 & x = \frac{a}{3} \\ y = 0 & y = 0 & y = a & y = \frac{a}{3} \end{cases}$$

Only the last values satisfy (8.38), and a maximum or a minimum of $F(x, y)$ is located at

$$(8.40) \quad x = \frac{a}{3}, \quad y = \frac{a}{3}$$

If a is positive, $\frac{\partial^2 F}{\partial x^2}$ is positive when $y = a/3$; therefore,

$$(8.41) \quad F\left(\frac{a}{3}, \frac{a}{3}\right) = -\frac{a^3}{27}$$

is a minimum. If a is negative, $\frac{\partial^2 F}{\partial x^2}$ is negative when $y = a/3$; hence $-a^3/27$ is a maximum.

9. Differentiation of a Definite Integral. It is frequently required to differentiate a definite integral with respect to its limits or with respect to some parameter. Let $F(x)$ be a continuous function of x , and consider

$$(9.1) \quad \phi(u) = \int_{a(u)}^{b(u)} F(x, u) dx$$

where u is a parameter appearing in the integrand and we assume that the limits a and b of the definite integral are continuous functions of the parameter u , so that

$$(9.2) \quad a = a(u), \quad b = b(u)$$

The integral therefore defines a function of the parameter u , $\phi(u)$. We shall now show that differentiation of the function $\phi(u)$ yields the important equation

$$(9.3) \quad \frac{d\phi}{du} = \int_a^b \frac{\partial F}{\partial u} dx + F(b, u) \frac{db}{du} - F(a, u) \frac{da}{du}$$

To establish this equation, let u be given an increment Δu in (9.1). Hence

$$(9.4) \quad \phi(u + \Delta u) = \int_{a+\Delta a}^{b+\Delta b} F(x, u + \Delta u) dx$$

where Δa and Δb are the increments that a and b take when u is increased by Δu . Then

$$(9.5) \quad \begin{aligned} \Delta\phi &= \phi(u + \Delta u) - \phi(u) \\ &= \int_{a+\Delta a}^a F(x, u + \Delta u) dx + \int_a^b [F(x, u + \Delta u) - F(x, u)] dx + \\ &\quad \int_b^{b+\Delta b} F(x, u + \Delta u) dx \end{aligned}$$

Now by the concept of the definite integral of a continuous function, between the limits x_1 and x_2 , we have

$$(9.6) \quad \int_{x_1}^{x_2} F(x) dx = F(x_0)(x_2 - x_1)$$

where x_0 is some intermediate point between x_2 and x_1 given by

$$(9.7) \quad x_1 < x_0 < x_2$$

This may be seen intuitively by the concept of the integral (9.6) giving the area under the curve $F(x)$ between the points x_1 and x_2 . In this case $F(x_0)$ is a mean ordinate such that when it is multiplied by the length $(x_2 - x_1)$ it gives the same area as that given by the integral. We may apply Eq. (9.6) to the first integral of (9.5) and obtain

$$(9.8) \quad \begin{aligned} \int_{a+\Delta a}^a F(x, u + \Delta u) dx &= F(t_1, u + \Delta u)[a - (a + \Delta a)] \\ &= -F(t_1, u + \Delta u) \Delta a \end{aligned}$$

where

$$(9.9) \quad a + \Delta a < t_1 < a$$

In the same way, the last integral of (9.5) may be expressed in the form

$$(9.10) \quad \int_b^{b+\Delta b} F(x, u + \Delta u) dx = \Delta b F(t_2, u + \Delta u)$$

where

$$(9.11) \quad b < t_2 < b + \Delta b$$

Now

$$(9.12) \quad \lim_{\Delta u \rightarrow 0} \int_a^b \frac{[F(x, u + \Delta u) - F(x, u)] dx}{\Delta u} = \int_a^b \frac{\partial F}{\partial u} dx$$

Hence if we divide (9.5) by Δu , using the results (9.8), (9.10), and (9.12) and realizing that

$$(9.13) \quad \lim_{\Delta u \rightarrow 0} t_1 = a, \quad \lim_{\Delta u \rightarrow 0} t_2 = b$$

we have

$$(9.14) \quad \frac{d\phi}{du} = \int_a^b \frac{\partial F}{\partial u} dx + F(b, u) \frac{db}{du} - F(a, u) \frac{da}{du}$$

This is the required result.

In the special case that a and b are fixed, we have

$$(9.15) \quad \frac{d\phi}{du} = \int_a^b \frac{\partial F}{\partial u} dx$$

If $F(x)$ does not contain the parameter u , and

$$(9.16) \quad b = u \quad a = \text{const.}$$

we have

$$(9.17) \quad \frac{\partial}{\partial b} \int_a^b F(x) dx = F(b)$$

in the same way, differentiating with respect to the lower limit gives

$$(9.18) \quad \frac{\partial}{\partial a} \int_a^b F(x) dx = -F(a)$$

These equations are useful in evaluating certain definite integrals.

10. Integration under the Integral Sign. The possibility of differentiating under the integral sign leads to the converse possibility of integration.

Let

$$(10.1) \quad \phi(u) = \int_a^b F(x, u) dx$$

where a and b are constants. Multiply by du and integrate with respect to u between u_0 and u . We then have

$$(10.2) \quad \int_{u_0}^u \phi(u) du = \int_{u_0}^u du \int_a^b F(x, u) dx = Q(u)$$

The integrations are to be carried out first with respect to x and then with respect to u . Now let us consider

$$(10.3) \quad P(u) = \int_a^b dx \int_{u_0}^u F(x, u) du$$

We wish to show that

$$(10.4) \quad P(u) = Q(u)$$

Let us differentiate (10.3) with respect to u . By the results of the last section, we can carry out the differentiation on the right under the integral sign, so that

$$(10.5) \quad \frac{\partial}{\partial u} \int_{u_0}^u F(x, u) du = F(x, u)$$

where the differentiation has been carried out with respect to the upper limit. Hence

$$(10.6) \quad \frac{\partial P}{\partial u} = \int_a^b F(x, u) dx = \phi(u)$$

Therefore

$$(10.7) \quad \int_{u_0}^u \frac{\partial P}{\partial u} du = \int_{u_0}^u \phi(u) du = P(u) - P(u_0)$$

But from (10.3), we have

$$(10.8) \quad P(u_0) = 0$$

Hence

$$(10.9) \quad P(u) = \int_{u_0}^u \phi(u) du = Q(u)$$

or

$$(10.10) \quad \int_a^b dx \int_{u_0}^u F(x, u) du = \int_{u_0}^u du \int_a^b F(x, u) dx$$

as was to be proved. This shows the possibility of interchanging the order of multiple integrations. As an example of the use of the concept of integrating under the integral sign, consider

$$(10.11) \quad F(x, u) = x^u \quad \text{where } u > -1$$

Now

$$(10.12) \quad \int_0^1 F(x, u) dx = \int_0^1 x^u dx = \frac{1}{u+1}$$

Now multiply by du and integrate between a and b , then

$$(10.13) \quad \int_a^b du \int_0^1 x^u dx = \int_a^b \frac{du}{u+1} = \ln \left(\frac{b+1}{a+1} \right)$$

But

$$(10.14) \quad \int_a^b du \int_0^1 x^u dx = \int_0^1 dx \int_a^b x^u du = \ln \left(\frac{b+1}{a+1} \right)$$

Now

$$(10.15) \quad \int_a^b x^u du = \frac{x^b - x^a}{\ln x}$$

Hence

$$(10.16) \quad \int_0^1 \frac{x^b - x^a}{\ln x} dx = \ln \left(\frac{b+1}{a+1} \right)$$

11. Evaluation of Certain Definite Integrals. The evaluation of various definite integrals will illustrate some of the general principles discussed in Sec. 10.

Let us consider the integral

$$(11.1) \quad I = \int_0^\infty \frac{\sin bx}{x} dx$$

If we change the sign of b , then the sign of the integral is changed. Placing $b = 0$ causes the integral to vanish. However, if we let

$$(11.2) \quad bx = y$$

then we obtain

$$(11.3) \quad I = \int_0^\infty \frac{\sin y}{y} dy$$

This shows that the integral does not depend on b but is a constant. Considered as a function of b , it has a discontinuity at $b = 0$. Let us consider the integral

$$(11.4) \quad \int_0^\infty e^{-kx} dx = - \left. \frac{e^{-kx}}{k} \right|_0^\infty = \frac{1}{k} \quad \text{if } k > 0$$

If we let k be the complex number

$$(11.5) \quad k = a + jb$$

then we have

$$(11.6) \quad \int_0^\infty e^{-(a+jb)x} dx = \frac{1}{a + jb} = \frac{a - jb}{a^2 + b^2} \quad a > 0$$

Separating the real and imaginary parts, we obtain the two integrals

$$(11.7) \quad \int_0^{\infty} e^{-ax} \cos bx \, dx = \frac{a}{a^2 + b^2}$$

$$(11.8) \quad \int_0^{\infty} e^{-ax} \sin bx \, dx = \frac{b}{a^2 + b^2}$$

Let us integrate (11.7) with respect to b and obtain

$$(11.9) \quad \begin{aligned} \int_0^b db \int_0^{\infty} e^{-ax} \cos bx \, dx &= \int_0^{\infty} e^{-ax} \, dx \int_0^b \cos bx \, db \\ &= \int_0^{\infty} e^{-ax} \frac{\sin bx}{x} \, dx = a \int_0^b \frac{db}{a^2 + b^2} \\ &= \tan^{-1} \left(\frac{b}{a} \right) \end{aligned}$$

Placing $a = 0$ in (11.9), we obtain the result

$$(11.10) \quad \int_0^{\infty} \frac{\sin bx}{x} \, dx = \frac{\pi}{2} \quad b > 0$$

The integral

$$(11.11) \quad I_1 = \int_0^{\infty} e^{-x^2} \, dx$$

occurs very frequently in many branches of applied mathematics particularly in the theory of probability. This integral represents the area of the so-called probability curve

$$(11.12) \quad u = e^{-x^2}$$

Since the indefinite integral cannot be found except by a development in series, we are led to employ a certain device to evaluate the definite integral.

Since the variable of integration in a definite integral is of no importance, we have

$$(11.13) \quad I_1 = \int_0^{\infty} e^{-x^2} \, dx, \quad I_1 = \int_0^{\infty} e^{-y^2} \, dy$$

Multiplying these integrals together, we obtain

$$(11.14) \quad \begin{aligned} I_1^2 &= \int_0^{\infty} e^{-x^2} \, dx \int_0^{\infty} e^{-y^2} \, dy \\ &= \int_0^{\infty} \int_0^{\infty} e^{-(x^2+y^2)} \, dx \, dy \end{aligned}$$

It is permissible to introduce e^{-x^2} under the sign of integration since x and y are to be considered as independent variables. If we

consider x and y as the coordinates of a Cartesian reference frame, and let z be a vertical coordinate, then the double integral (11.4) will represent the volume of a solid of revolution bounded by the surface

$$(11.15) \quad z = e^{-(x^2+y^2)}$$

We may find this volume by introducing polar coordinates. Then the element of area in the xy plane is

$$(11.16) \quad ds = r \, dr \, d\theta \quad \text{where } x^2 + y^2 = r^2$$

There may be some question concerning the validity of this process since the double integral (11.14) is the limit

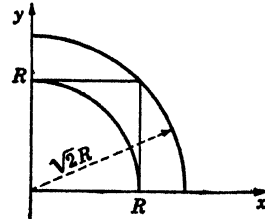


FIG. 11.1.

$$(11.17) \quad I_1^2 = \lim_{R \rightarrow \infty} \int_0^R \int_0^R e^{-(x^2+y^2)} \, dx \, dy$$

which represents the volume over a square in the xy plane of sides equal to R (see Fig. 11.1).

It is easy to see that this volume is greater than that of the figure of revolution over the circle of radius R and less than that over the circle of radius $\sqrt{2}R$. Hence if the integral

$$(11.18) \quad \int_0^{\pi/2} \int_0^R e^{-r^2} r \, dr \, d\theta$$

approaches a limit for $R = \infty$, we have

$$(11.19) \quad I_1^2 = \int_0^{\pi/2} \int_0^\infty e^{-r^2} r \, dr \, d\theta$$

The integration with respect to θ merely multiplies by $\pi/2$, while in the integral

$$(11.20) \quad \int_0^R e^{-r^2} r \, dr = -\frac{1}{2} e^{-r^2} \Big|_0^R$$

the fact that we have an exact differential makes integration possible. Passing to the limit, we have

$$(11.21) \quad I_1^2 = \lim_{R \rightarrow \infty} \frac{\pi}{2} \int_0^R e^{-r^2} r \, dr = \frac{\pi}{4} \lim_{R \rightarrow \infty} (1 - e^{-R^2}) = \frac{\pi}{4}$$

We therefore have the desired result.

$$(11.22) \quad I_1 = \int_0^\infty e^{-x^2} \, dx = \frac{\sqrt{\pi}}{2} \int \int$$

If in this integral we make the change in variable

$$(11.23) \quad x = \sqrt{au}$$

then we obtain

$$(11.24) \quad I_1 = \int_0^{\infty} e^{-au^2} \sqrt{a} \, du = \frac{\sqrt{\pi}}{2}$$

or

$$(11.25) \quad \int_0^{\infty} e^{-au^2} \, du = \frac{1}{2} \sqrt{\frac{\pi}{a}}$$

To illustrate a slightly different device, let us consider the integral

$$(11.26) \quad I = \int_0^{\infty} e^{-(x^2 + \frac{a^2}{x^2})} \, dx$$

This integral may be differentiated with respect to a to obtain

$$(11.27) \quad \frac{dI}{da} = -2 \int_0^{\infty} \frac{a}{x^2} e^{-(x^2 + \frac{a^2}{x^2})} \, dx$$

If we now change the variable of integration by putting

$$(11.28) \quad x = \frac{a}{y}, \quad dx = -\frac{a \, dy}{y^2} = -\frac{x^2}{a} \, dy$$

then (11.27) becomes

$$(11.29) \quad \frac{dI}{da} = -2 \int_0^{\infty} e^{-(y^2 + \frac{a^2}{y^2})} \, dy = -2I$$

This is a linear differential equation with constant coefficients for I . Its general solution is

$$(11.30) \quad I = C e^{-2a}$$

where C is an arbitrary constant to be determined.

Placing $a = 0$, I reduces to

$$(11.31) \quad \int_0^{\infty} e^{-x^2} \, dx = \frac{\sqrt{\pi}}{2}$$

Therefore

$$(11.32) \quad C = \frac{\sqrt{\pi}}{2}$$

Hence we have finally

$$(11.33) \quad \int_0^{\infty} e^{-(x^2 + \frac{a^2}{x^2})} \, dx = \frac{\sqrt{\pi}}{2} e^{-2a}$$

The above examples illustrate typical procedures by which certain definite integrals may be evaluated.

12. The Elements of the Calculus of Variations. We have seen that a necessary condition for a function $F(x)$ to have a maximum or a minimum at a certain point is that the first derivative of the function shall vanish at that point; also a necessary condition for a maximum or a minimum of a function of several variables is that all its partial derivatives of the first order should vanish.

We now consider the following question: Given a definite integral whose integrand is a function of x , y , and of the first derivative $y' = \frac{dy}{dx}$,

$$(12.1) \quad I = \int_{x_0}^{x_1} F(x, y, y') dx$$

for what function $y(x)$ is the value of this integral a maximum or a minimum? In contrast to the simple maximum or minimum problem of the differential calculus, the function $y(x)$ is not known here but is to be determined in such a way that the integral is a maximum or a minimum. In applied mathematics we meet problems of this type very frequently. A very simple example is given by the question, "What is the shortest curve that can be drawn between two given points?" In a plane, the answer is obviously a straight line. However, if the two points and their connecting curve are to lie on a given arbitrary surface, then the analytic equation of this curve which is

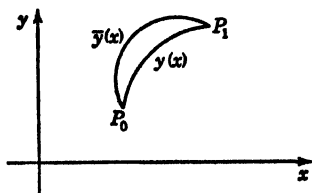


FIG. 12.1.

called a *geodesic* may be found only by the solution of the above problem which is called the fundamental problem of the calculus of variations.

It will now be shown that the maximum or minimum problem of the calculus of variations may be reduced to the determination of the extreme value of a known function. To show this, consider functions \bar{y} of x that are "neighboring" functions to the required function $y(x)$.

The function \bar{y} is obtained as follows:

Let ϵ be a small quantity and let $n(x)$ be an arbitrary function of x that is continuous and whose first two derivatives are continuous in the range of integration. We then introduce into the integral (12.1) in place of y and y' the neighboring functions

$$(12.2) \quad \bar{y} = y + \epsilon n$$

$$(12.3) \quad \bar{y}' = y' + \epsilon n'$$

We stipulate, however, that these functions \bar{y} coincide with the function $y(x)$ at the end points of the range of integration as shown in Fig. 12.1.

It must therefore be required that the arbitrary function $n(x)$ vanish at the end points of the interval.

If we substitute the function \bar{y} into the integral, then the integral becomes a function of ϵ . We then require that $y(x)$ should make the integral a maximum or a minimum, that is, the function $I(\epsilon)$ must have a maximum or minimum value for $\epsilon = 0$.

That is,

$$(12.4) \quad I(\epsilon) = \int_{x_0}^{x_1} F(x, y + \epsilon n, y' + \epsilon n') dx$$

should be a maximum or minimum for $\epsilon = 0$.

This gives us a simple method of determining the extreme value of a given integral. The condition is

$$(12.5) \quad \left(\frac{dI}{d\epsilon} \right)_{\epsilon=0} = 0$$

We expand the integrand function F in a Taylor's series in the form

$$(12.6) \quad F(x, y + \epsilon n, y' + \epsilon n') = F(x, y, y') + \epsilon n \frac{\partial F}{\partial y} + \epsilon n' \frac{\partial F}{\partial y'} + \text{terms in } \epsilon^2, \epsilon^3, \dots$$

Therefore

$$(12.7) \quad I(\epsilon) = \int_{x_0}^{x_1} \left[F(x, y, y') + \epsilon n \frac{\partial F}{\partial y} + \epsilon n' \frac{\partial F}{\partial y'} + \text{terms in } \epsilon^2, \epsilon^3, \dots \right] dx$$

If we differentiate (12.7) inside the integral sign with respect to ϵ , we obtain

$$(12.8) \quad \frac{dI}{d\epsilon} = \int_{x_0}^{x_1} \left[n \frac{\partial F}{\partial y} + n' \frac{\partial F}{\partial y'} + \text{terms in } \epsilon, \epsilon^2, \dots \right] dx$$

This expression must vanish for $\epsilon = 0$. Since the terms in $\epsilon, \epsilon^2, \dots$ vanish for $\epsilon = 0$, we have the condition

$$(12.9) \quad \int_{x_0}^{x_1} \left(n \frac{\partial F}{\partial y} + n' \frac{\partial F}{\partial y'} \right) dx = 0$$

The second term of (12.9) may be transformed by integration by parts in the form

$$(12.10) \quad \int_{x_0}^{x_1} n' \frac{\partial F}{\partial y'} dx = n \frac{\partial F}{\partial y'} \Big|_{x_0}^{x_1} - \int_{x_0}^{x_1} n \frac{d}{dx} \left(\frac{\partial F}{\partial y'} \right) dx$$

The first term vanishes since $n(x)$ must be zero at the limits. Hence substituting back into (12.9), we obtain

$$(12.11) \quad \int_{x_0}^{x_1} n \left(\frac{\partial F}{\partial y} - \frac{d}{dx} \frac{\partial F}{\partial y'} \right) dx = 0$$

Now since $n(x)$ is *arbitrary*, the only way that the integral (12.11) can vanish is for the term in parenthesis to vanish; hence we have

$$(12.12) \quad \frac{\partial F(x, y, y')}{\partial y} - \frac{d}{dx} \frac{\partial F(x, y, y')}{\partial y'} = 0$$

This equation must be satisfied by y if y is to make the integral (12.1) either a maximum or a minimum. It is known in the literature as the *Euler-Lagrange differential equation*.

The investigation whether this equation leads to a maximum or a minimum is difficult and seldom arises in applied mathematics.

As an example of the application of Eq. (12.12), consider the problem of determining the curve between two given points A and B which by revolution about the x axis generates the surface of least *area*.

The area of the surface s is given by the equation

$$(12.13) \quad s = 2\pi \int_a^b y \, ds = 2\pi \int_a^b y \sqrt{1 + y'^2} \, dx$$

Here we have

$$(12.14) \quad F = y \sqrt{1 + y'^2}$$

Therefore the equation (12.12) becomes

$$(12.15) \quad \sqrt{1 + y'^2} - \frac{d}{dx} \left[\frac{yy'}{(1 + y'^2)^{\frac{1}{2}}} \right] = 0$$

This reduces to

$$(12.16) \quad 1 + y'^2 - yy'' = 0$$

To integrate this equation, let

$$(12.17) \quad y' = p, \quad y'' = p \frac{dp}{dy}$$

The equation then becomes

$$(12.18) \quad \frac{p \, dp}{1 + p^2} = \frac{dy}{y}$$

and finally we have

$$(12.19) \quad y = c_1 \cosh \left(\frac{x - c_2}{c_1} \right)$$

This is the equation of the catenary curve. The constants c_1 and c_2 must now be determined so that the curve (12.19) will pass through the points A and B as shown in Fig. 12.2.

This is the shape that a soap film assumes when stretched between two concentric parallel circular frames. It is obvious that, in this case, the surface s is a minimum.

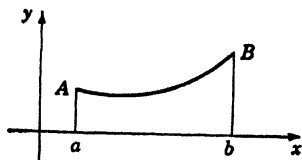


FIG. 12.2.

The case where the function F is a function of several independent variables y_k and their derivatives is of great importance. In this case we proceed as in the case of one variable and introduce as neighboring functions

$$(12.20) \quad \bar{y}_1 = y_1 + \epsilon_1 n_1, \quad \bar{y}_2 = y_2 + \epsilon_2 n_2, \quad \dots \quad \bar{y}_k = y_k + \epsilon_k n_k$$

where the functions $n_r(x)$ again vanish at the limits of the integral. The integral then becomes a function of the variables $\epsilon_1, \epsilon_2, \dots, \epsilon_k$. The condition for a maximum or a minimum is

$$(12.21) \quad \frac{\partial I}{\partial \epsilon_r} = \int_{x_0}^{x_1} n_r \left(\frac{\partial F}{\partial y_r} - \frac{d}{dx} \frac{\partial F}{\partial y_r'} \right) dx = 0 \quad r = 1, 2, \dots, k$$

where $\epsilon_1 = \epsilon_2 = \dots = \epsilon_r = \dots = \epsilon_k = 0$

It follows, therefore, that as before, the coefficient of each of the functions n within the integral sign must vanish so that we have

$$(12.22) \quad \frac{d}{dx} \frac{\partial F}{\partial y_r'} - \frac{\partial F}{\partial y_r} = 0 \quad r = 1, 2, \dots, k$$

We thus see that the Euler-Lagrange equations hold for each of the independent variables.

In literature, the notation

$$(12.23) \quad \delta I = I(\epsilon) - I(0) = \epsilon \frac{dI}{d\epsilon}$$

for ϵ small is frequently used. δI is termed the *variation* of the integral. The condition that the integral have a maximum or a minimum is then expressed in the form

$$(12.24) \quad \delta \int_{x_0}^{x_1} F(x, y, y') dx = \int_{x_0}^{x_1} \delta F(x, y, y') dx = 0$$

δF is called the *variation* of F .

The Brachistochrone between Two Points. Perhaps the earliest problem in the calculus of variations was proposed in 1696 by the Swiss mathematician John Bernoulli. He proposed the following problem of the *brachistochrone*,

It is required to determine the equation of the plane curve down which a particle acted upon by gravity alone would descend from one fixed point to another in the shortest possible time.

Let A be the upper point and B the lower one. Assume the x axis of a Cartesian reference frame to be measured vertically downward,

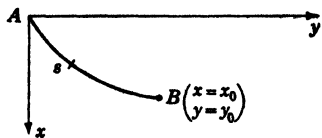


FIG. 12.3.

and let A be the origin of coordinates as shown in Fig. 12.3.

Let s be the length of the required curve at any point measured from A . Let v be the velocity of the particle at the same point and t its time of descent from A to that point. We wish to determine the curve that will make T a minimum, where T is the total time of descent from A to B . Now from mechanics, we have

$$(12.25) \quad dt = \frac{ds}{v}$$

where

$$(12.26) \quad ds = \sqrt{dx^2 + dy^2} = \sqrt{1 + y'^2} dx$$

We know that the particle loses no velocity in passing from one point to another of a smooth curve, since the loss of gravitational potential energy is transformed into kinetic energy; hence

$$(12.27) \quad v = \sqrt{2gx}$$

where it is assumed that the particle starts from rest and g is the acceleration due to gravity.

Therefore (12.25) becomes

$$(12.28) \quad dt = \frac{\sqrt{1 + y'^2}}{\sqrt{2gx}} dx$$

and the total time T is

$$(12.29) \quad T = \frac{1}{\sqrt{2g}} \int_{x=0}^{x=x_0} \frac{\sqrt{1 + y'^2}}{\sqrt{x}} dx$$

We must therefore minimize the integral

$$(12.30) \quad I = \int_{x=0}^{x=x_0} \frac{\sqrt{1 + y'^2}}{\sqrt{x}} dx$$

Hence we have

$$(12.31) \quad F = \frac{\sqrt{1 + y'^2}}{\sqrt{x}}$$

In this case the Euler-Lagrange equation becomes

$$(12.32) \quad \frac{d}{dx} \frac{\partial F}{\partial y'} = \frac{d}{dx} \frac{y'}{\sqrt{x(1+y'^2)}} = 0$$

Hence

$$(12.33) \quad \frac{y'}{\sqrt{x(1+y'^2)}} = c$$

where c is an arbitrary constant.

For simplicity, let

$$(12.34) \quad c = \frac{1}{\sqrt{a}}$$

Squaring, clearing fractions, and transposing, we have

$$(12.35) \quad y'^2 - \frac{xy'^2}{a} = \frac{x}{a}$$

Solving for y' , we obtain

$$(12.36) \quad y' = \frac{\sqrt{x}}{\sqrt{a-x}} = \frac{dy}{dx}$$

Hence

$$(12.37) \quad dy = \frac{\sqrt{x} dx}{\sqrt{a-x}}$$

Therefore

$$(12.38) \quad y = \int \frac{\sqrt{x} dx}{\sqrt{a-x}} + c_2$$

Integrating, we obtain

$$(12.39) \quad y = \frac{a}{2} \sin^{-1} \sqrt{\frac{x}{a}} - \sqrt{ax - x^2} + c_2$$

The arbitrary constant c_2 is zero since we have $x = 0$ at $y = 0$. Hence the equation of the curve is

$$(12.40) \quad y = \frac{a}{2} \sin^{-1} \sqrt{\frac{x}{a}} - \sqrt{ax - x^2}$$

This is the equation of a cycloid where a is the diameter of the generating circle. The constant a is determined by the condition that the cycloid must pass through the point x_0, y_0 .

A more extended discussion of the calculus of variations is beyond the scope of this book. In recent years the application of the calculus

of variations to problems of engineering and physics has proved of great value. Those interested will find the works listed in the references of value.

PROBLEMS

1. Find the first and second partial derivatives of the function $\tan^{-1} x/y$.
2. Show that if $u = \ln(x^2 + y^2) + \tan^{-1} \frac{y}{x}$, then $\frac{\partial^2 u}{\partial x^2} + \frac{\partial^2 u}{\partial y^2} = 0$.
3. Show that if $u = \tan(y + ax) + \sqrt{y - ax}$, then $\frac{\partial^2 u}{\partial x^2} = a^2 \frac{\partial^2 u}{\partial y^2}$.
4. If $u = F_1(x + jy) + F_2(x - jy)$ where $j = \sqrt{-1}$, show that

$$\frac{\partial^2 u}{\partial x^2} + \frac{\partial^2 u}{\partial y^2} = 0$$

5. If F is a function of x and y and

$$x + y = 2e^\theta \cos \phi, \quad x - y = 2je^\theta \sin \phi$$

where $j = \sqrt{-1}$, prove that

$$\frac{\partial^2 F}{\partial \theta^2} + \frac{\partial^2 F}{\partial \phi^2} = 4xy \frac{\partial^2 F}{\partial x \partial y}$$

6. Change the independent variable from x to z in $x^2 \frac{d^2 y}{dx^2} + ax \frac{dy}{dx} + by = 0$, where $x = e^z$, and show that the equation is transformed to

$$\frac{d^2 y}{dz^2} + (a - 1) \frac{dy}{dz} + by = 0$$

7. Find the maximum value of $V = xyz$ subject to the condition that

$$\frac{x^2}{a^2} + \frac{y^2}{b^2} + \frac{z^2}{c^2} = 1 \qquad \text{Ans. } V = \frac{abc}{3\sqrt{3}}$$

What is the geometric interpretation of this problem?

8. Divide 24 into three parts such that the continued product of the first, the square of the second, and the cube of the third may be a maximum.

Ans. 4, 8, 12.

9. Find the points on the surface $xyz = a^3$ which are nearest the origin.

10. Show that the necessary conditions for the maximum and minimum values of $\phi(x, y)$ where x and y are connected by an equation $F(x, y) = 0$ are that x and y should satisfy the two equations

$$F(x, y) = 0$$

and

$$\frac{\partial \phi}{\partial x} \frac{\partial F}{\partial y} - \frac{\partial \phi}{\partial y} \frac{\partial F}{\partial x} = 0$$

11. Determine the equation of the shortest curve between two points in the xy plane.

12. Find the equation of the shortest line on the surface of a sphere, and prove that it is a great circle.

13. Show that the shortest lines on a right circular cylinder are helices.
14. Find the equation of the shortest line on a cone of revolution.
15. Find the curve of given length between two fixed points which generates the minimum surface of revolution.

References

1. GOURSAT, E., and E. HEDRICK: "A Course in Mathematical Analysis," Vol. I, Ginn and Company, Boston, 1904.
2. WILSON, E. B.: "Advanced Calculus," Ginn and Company, Boston, 1911.
3. BLISS, G. A.: "Calculus of Variations," University of Chicago Press, Chicago, 1925.
4. BOLZA, OI: "Lectures on the Calculus of Variations," University of Chicago Press, Chicago, reprinted G. E. Stechert & Company, New York, 1931.
5. FORSYTHE, A. R.: "Calculus of Variations," Cambridge University Press, London, 1927.

CHAPTER XII

THE GAMMA, BETA, AND ERROR FUNCTIONS

1. Introduction. In this chapter certain functions that arise in the solution of physical problems and are also of great importance in various branches of mathematical analysis will be considered.

It is, of course, impossible to give an extensive mathematical treatment of these functions in this limited space, and only the more important and fundamental properties will be developed.

2. The Gamma Function. The Gamma function $\Gamma(n)$ has been defined by Euler to be the definite integral

$$(2.1) \quad \Gamma(n) = \int_0^{\infty} x^{n-1}e^{-x} dx \quad n > 0$$

This definite integral converges when n is positive and therefore defines a function of n for positive value of n . By direct integration it is evident that

$$(2.2) \quad \Gamma(1) = \int_0^{\infty} e^{-x} dx = 1$$

By an integration by parts, the following identity may be established:

$$(2.3) \quad \begin{aligned} \Gamma(n+1) &= \int_0^{\infty} x^n e^{-x} dx = n \int_0^{\infty} x^{n-1} e^{-x} dx + (-x^n e^{-x}) \Big|_0^{\infty} \\ &= n \int_0^{\infty} x^{n-1} e^{-x} dx \end{aligned}$$

Comparing the result, (with 2.1) we have

$$(2.4) \quad \Gamma(n+1) = n\Gamma(n)$$

This is the fundamental recursion relation satisfied by the Gamma function. From this relation it is evident that if the value of $\Gamma(n)$ is known for n between any two successive integers the value of $\Gamma(n)$ for any positive value of n may be found by successive applications of (2.4). Equation (2.4) may be used to define $\Gamma(n)$ for value of n for which the definition (2.1) fails. We may write (2.4) in the form

$$(2.5) \quad \Gamma(n) = \frac{\Gamma(n+1)}{n} \quad \checkmark$$

Then if

$$(2.6) \quad -1 < n < 0$$

By making use of (11.22), Chap. XI, we obtain

$$(4.4) \quad \Gamma\left(\frac{1}{2}\right) = 2 \frac{\sqrt{\pi}}{2} = \sqrt{\pi} \quad \checkmark$$

From this result and (2.5) we obtain

$$(4.5) \quad \Gamma\left(-\frac{1}{2}\right) = \frac{\Gamma\left(\frac{1}{2}\right)}{-\frac{1}{2}} = -2 \sqrt{\pi}$$

$$(4.6) \quad \Gamma\left(-\frac{3}{2}\right) = \frac{\Gamma\left(-\frac{1}{2}\right)}{-\frac{3}{2}} = -\frac{2}{3} (-2 \sqrt{\pi}) = \frac{4 \sqrt{\pi}}{3}$$

etc.

Figure 4.1 represents the graph of $\Gamma(n)$.

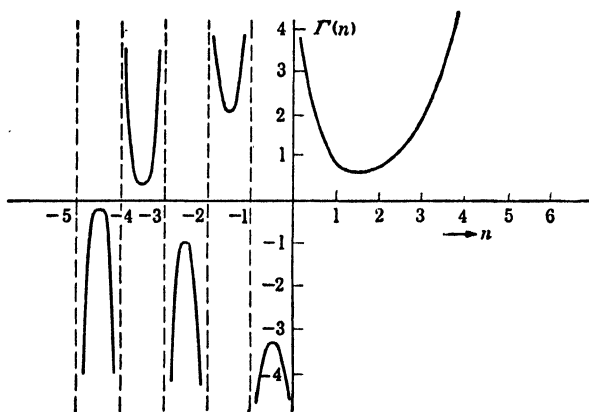


FIG. 4.1.

5. The Beta Function. The Beta function $\beta(m, n)$ is defined by the definite integral

$$(5.1) \quad \beta(m, n) = \int_0^1 x^{m-1}(1-x)^{n-1} dx \quad \begin{matrix} m > 0 \\ n > 0 \end{matrix}$$

This integral converges and thus defines a function of m and n provided that m and n are positive.

If we let

$$(5.2) \quad x = 1 - y$$

in (5.1), we obtain

$$(5.3) \quad \beta(m, n) = \int_0^1 (1-y)^{m-1} y^{n-1} dy = \beta(n, m)$$

Other Forms of the Beta Function. If in (5.1) we let $x = \sin^2 \phi$, we obtain

$$(5.4) \quad \beta(m, n) = 2 \int_0^{\pi/2} (\sin \phi)^{2m-1} (\cos \phi)^{2n-1} d\phi$$

The substitution $x = y/a$ in (5.1) gives

$$(5.5) \quad \beta(m, n) = \frac{1}{a^{m+n-1}} \int_0^a y^{m-1} (a - y)^{n-1} dy$$

If $x = y/(1 + y)$ in (5.1), we obtain

$$(5.6) \quad \beta(m, n) = \int_0^\infty \frac{y^{m-1} dy}{(1 + y)^{m+n}}$$

These are the more common forms of the integral definition of the beta function.

6. The Connection of the Beta Function and the Gamma Function.

Consider the Gamma function as given by (4.2)

$$(6.1) \quad \Gamma(n) = 2 \int_0^\infty \frac{y^{(2n-1)} e^{-y^2} dy}{\quad} \checkmark$$

We may also write

$$(6.2) \quad \Gamma(m) = 2 \int_0^\infty x^{(2m-1)} e^{-x^2} dx$$

and hence

$$(6.3) \quad \Gamma(m)\Gamma(n) = 4 \left(\int_0^\infty x^{(2m-1)} e^{-x^2} dx \right) \left(\int_0^\infty y^{(2n-1)} e^{-y^2} dy \right) \\ = 4 \int_0^\infty \int_0^\infty x^{2m-1} y^{2n-1} e^{-(x^2+y^2)} dx dy$$

If we now consider this integral as a surface integral in the first quadrant of the xy plane and introduce the polar coordinates

$$(6.4) \quad \begin{cases} x = r \cos \theta \\ y = r \sin \theta \end{cases}$$

and introduce the surface element ds in the form

$$(6.5) \quad ds = r dr d\theta = dx dy$$

then (6.3) becomes

$$(6.6) \quad \Gamma(m)\Gamma(n) = 4 \int_0^{\pi/2} \int_0^\infty r^{2(m+n-1)} (\cos \theta)^{2m-1} (\sin \theta)^{2n-1} e^{-r^2} r d\theta dr \\ = 4 \int_0^{\pi/2} (\cos \theta)^{2m-1} (\sin \theta)^{2n-1} d\theta \int_0^\infty r^{2(m+n)-1} e^{-r^2} dr$$

Now from (5.4) we have

$$(6.7) \quad \beta(n, m) = 2 \int_0^{\pi/2} (\cos \theta)^{2m-1} (\sin \theta)^{2n-1} d\theta \\ = \beta(m, n)$$

and from (6.2) we have

$$(6.8) \quad \Gamma(m + n) = 2 \int_0^\infty r^{2(m+n)-1} e^{-r^2} dr$$

Hence (6.6) may be written in the form

$$(6.9) \quad \Gamma(m)\Gamma(n) = \beta(m,n)\Gamma(m+n)$$

or

$$(6.10) \quad \beta(m,n) = \frac{\Gamma(m)\Gamma(n)}{\Gamma(m+n)}$$

This formula is very useful for the evaluation of certain classes of definite integrals. For example, from (6.7) and (6.10) we obtain

$$(6.11) \quad \int_0^{\pi/2} (\cos \theta)^{2m-1}(\sin \theta)^{2n-1} d\theta = \frac{\Gamma(m)\Gamma(n)}{2\Gamma(m+n)} \quad \begin{matrix} m > 0 \\ n > 0 \end{matrix}$$

If in (6.11) we let

$$(6.12) \quad \begin{cases} 2m - 1 = r \\ 2n - 1 = 0 \end{cases} \quad \text{or} \quad \begin{matrix} m = \frac{r+1}{2} \\ n = \frac{1}{2} \end{matrix}$$

we obtain

$$(6.13) \quad \int_0^{\pi/2} (\cos \theta)^r d\theta = \frac{\Gamma\left(\frac{r+1}{2}\right)\sqrt{\pi}}{\Gamma\left(\frac{r}{2}+1\right)2}$$

where $r > -1$.

In a similar manner we obtain

$$(6.14) \quad \int_0^{\pi/2} (\sin \theta)^r d\theta = \frac{\Gamma\left(\frac{r+1}{2}\right)\sqrt{\pi}}{\Gamma\left(\frac{r}{2}+1\right)2} \quad r > -1$$

In a similar manner, many other integrals may be evaluated in terms of the Gamma functions. If a table of Gamma functions is available, then the computation of these integrals is considerably simplified.

7. An Important Relation Involving Gamma Functions. Substituting (5.6) into the relation (6.10), we obtain

$$(7.1) \quad \int_0^\infty \frac{y^{n-1} dy}{(1+y)^{m+n}} = \frac{\Gamma(m)\Gamma(n)}{\Gamma(m+n)} \quad \begin{matrix} m > 0 \\ n > 0 \end{matrix}$$

If we now let

$$(7.2) \quad m = (1-n) \quad 0 < n < 1$$

in (7.1), we obtain

$$(7.3) \quad \int_0^\infty \frac{y^{n-1} dy}{(1+y)} = \frac{\Gamma(1-n)\Gamma(n)}{\Gamma(1)}$$

Now in Chap. XIX, it is shown that

$$(7.4) \quad \int_0^\infty \frac{y^{n-1} dy}{(1+y)} = \frac{\pi}{\sin(n\pi)} \quad 0 < n < 1$$

Hence, since

$$(7.5) \quad \Gamma(1) = 1$$

we have from (7.3) the important relation

$$(7.6) \quad \Gamma(n)\Gamma(1-n) = \frac{\pi}{\sin(n\pi)} \quad 0 < n < 1$$

8. The Error Function or Probability Integral. Another very important function that occurs very frequently in various branches of applied mathematics is the "error function," erf (x), or the probability integral defined by

$$(8.1) \quad \text{erf}(x) = \frac{2}{\sqrt{\pi}} \int_0^x e^{-n^2} dn$$

This integral occupies a central position in the theory of probability and arises in the solution of certain partial differential equations of physical interest.

From the definition of erf (x), we have

$$(8.2) \quad \text{erf}(-x) = -\text{erf}(x)$$

$$(8.3) \quad \text{erf}(0) = 0$$

$$(8.4) \quad \text{erf}(\infty) = \frac{2}{\sqrt{\pi}} \int_0^\infty e^{-n^2} dn = \frac{2}{\sqrt{\pi}} \frac{\sqrt{\pi}}{2} = 1$$

$$(8.5) \quad \text{erf}(jy) = \frac{2j}{\sqrt{\pi}} \int_0^y e^{-n^2} dn \quad j = \sqrt{-1}$$

PROBLEMS

1. Show that

$$\Gamma\left(\frac{2k+1}{2}\right) = \frac{1 \cdot 3 \cdot 5 \cdot \dots \cdot (2k-1)}{2^k} \sqrt{\pi}$$

where k is a positive integer.

2. Show that

$$\int_0^1 \frac{x^n dx}{\sqrt{1-x^2}} = \frac{1 \cdot 3 \cdot 5 \cdot \dots \cdot (n-1)}{2 \cdot 4 \cdot 6 \cdot \dots \cdot n} \frac{\pi}{2}$$

if n is an even integer.

3. Show that

$$\int_0^1 \frac{x^n dx}{\sqrt{1-x^2}} = \frac{2 \cdot 4 \cdot 6 \cdot \dots \cdot (n-1)}{1 \cdot 3 \cdot 5 \cdot \dots \cdot n}$$

if n is an odd integer.

4. Show that

$$\int_0^1 \frac{dx}{\sqrt{1-x^n}} = \frac{\sqrt{\pi}}{n} \frac{\Gamma\left(\frac{1}{n}\right)}{\Gamma\left(\frac{1}{n} + \frac{1}{2}\right)}$$

5. Evaluate the following definite integrals:

- (a) $\int_0^{\infty} e^{-x^4} dx$
 (b) $\int_0^{\infty} 4x^4 e^{-x^4} dx$
 (c) $\int_0^{\pi/2} \frac{\sqrt[3]{\sin^3 x}}{\sqrt{\cos x}} dx$

6. Show that

$$\int_0^{\pi/2} \sqrt{\tan \theta} \theta d\theta = \frac{\Gamma(\frac{1}{2})\Gamma(\frac{3}{4})}{2}$$

7. Show that

$$\frac{d^n \Gamma}{dy^n}(y) = \int_0^{\infty} x^{y-1} e^{-x} (\log x)^n dx$$

8. Show that by a suitable change in variable we have

$$\Gamma(n) = \int_0^1 \left(\log \frac{1}{y}\right)^{n-1} dy$$

9. Evaluate the integral $\int_0^x e^{-n^2} dn$ by expanding the integral in series, and show that

$$\int_0^x e^{-n^2} dn = x - \frac{x^3}{3 \cdot 1!} + \frac{x^5}{5 \cdot 2!} - \frac{x^7}{7 \cdot 3!} + \frac{x^9}{9 \cdot 4!} - R$$

where $R < \frac{x^{11}}{1,320}$.

10. Show by integrating by parts that

$$\int_0^x e^{-n^2} dn = \frac{\sqrt{\pi}}{2} - \frac{e^{-x^2}}{2x} \left(1 - \frac{1}{2x^2} + \frac{1 \cdot 3}{2^2 x^4}\right) + \frac{1 \cdot 3 \cdot 5}{2^3} \int_x^{\infty} \frac{e^{-n^2} dn}{n^6}$$

Show how this expression may be used to compute the value of erf (x) for large value of x .

References

1. WHITTAKER, E. T., and G. N. WATSON: "A Course of Modern Analysis," Chap. 12, Cambridge University Press, London, 1927.
2. WILSON, E. B.: "Advanced Calculus," Chap. 14, Ginn and Company, Boston, 1911.
3. WOODS, F. S.: "Advanced Calculus," Chap. 7, Ginn and Company, Boston, 1926.

CHAPTER XIII

BESSEL FUNCTIONS

1. Introduction. In the solution of a great many types of problems in applied mathematics, we are led to the solution of linear differential equations or sets of linear differential equations. Usually these equations are equations having constant coefficients. In that case we are led to solutions of the exponential type which include trigonometric and hyperbolic functions. This is the case in the study of small oscillations of dynamical systems or in the analysis of linear electrical circuits.

Next to the exponential, trigonometric, or hyperbolic functions the so-called Bessel functions or solutions of Bessel's differential equation are perhaps most frequently encountered.

In this chapter we shall consider the fundamental properties of these functions in view of their practical importance.

2. Bessel's Differential Equation. As a starting point of the discussion, let us consider the linear differential equation

$$(2.1) \quad x^2 \frac{d^2y}{dx^2} + x \frac{dy}{dx} + (x^2 - n^2)y = 0$$

where n is a constant.

This equation is known in the literature as Bessel's differential equation. Since it is a linear differential equation of the second order, it must have two linearly independent solutions. The standard form of the general solution of (2.1) is

$$(2.2) \quad y = C_1 J_n(x) + C_2 Y_n(x)$$

where C_1 and C_2 are arbitrary constants and the function $J_n(x)$ is called the Bessel function of order n of the first kind and $Y_n(x)$ is the Bessel function of order n of the second kind. These functions have been tabulated and behave somewhat like trigonometric functions of damped amplitude. To see this qualitatively, let us transform the independent variable by the transformation

$$(2.3) \quad y = \frac{u}{\sqrt{x}}$$

This transformation transforms (2.1) into

$$(2.4) \quad \frac{d^2u}{dx^2} + \left[1 - \frac{(n^2 - \frac{1}{4})}{x^2} \right] u = 0$$

In the special case in which

$$(2.5) \quad n = \pm \frac{1}{2}$$

this becomes

$$(2.6) \quad \frac{d^2u}{dx^2} + u = 0$$

Hence

$$(2.7) \quad u = C_1 \sin x + C_2 \cos x$$

and

$$(2.8) \quad y = C_1 \frac{\sin x}{\sqrt{x}} + C_2 \frac{\cos x}{\sqrt{x}}$$

where C_1 and C_2 are arbitrary constants. Also we see that as $x \rightarrow \infty$ in (2.4), and n is finite, we would expect the solution of (2.1) to behave qualitatively as (2.8) to a first approximation.

3. Series Solution of Bessel's Differential Equation. If we introduce the operator

$$(3.1) \quad \theta = x \frac{d}{dx}$$

then Bessel's differential equation (2.1) may be written in the form

$$(3.2) \quad \theta^2 y + (x^2 - n^2)y = 0$$

In order to solve this equation, let us assume an infinite series solution in the form

$$(3.3) \quad y = x^r \sum_{s=0}^{s=\infty} C_s x^s = \sum_{s=0}^{s=\infty} C_s x^{r+s}$$

Now

$$(3.4) \quad \theta x^m = x \frac{d}{dx} x^m = mx^{m-1} = mx^m$$

$$(3.5) \quad \theta^2 x^m = \theta(mx^m) = m\theta x^m = m(mx^m) = m^2 x^m$$

Hence on substituting (3.3) into (3.2), we have

$$(3.6) \quad \theta^2 y + (x^2 - n^2)y = \sum_{s=0}^{s=\infty} [(r+s)^2 + (x^2 - n^2)] C_s x^{r+s} = 0$$

If we now equate the coefficients of the various powers of x , x^r , x^{r+1} , x^{r+2} , etc., to zero in (3.6), we obtain the set of equations

$$(3.7) \quad C_s [(r+s)^2 - n^2] + C_{s-2} = 0$$

This is valid for $s = 0, 1, 2, \dots$ in view of the fact that

$$(3.8) \quad \begin{cases} C_{-1} = 0 \\ C_{-2} = 0 \end{cases}$$

since the leading coefficient in the expansion (3.3) is C_0 .

Letting $s = 0$, in (3.7) we obtain

$$(3.9) \quad C_0(r^2 - n^2) = 0$$

This equation is known as the indicial equation, and since

$$(3.10) \quad C_0 \neq 0$$

it follows that

$$(3.11) \quad r = \pm n$$

and from the equation

$$(3.12) \quad C_1[(r + 1)^2 - n^2] = 0$$

it follows that

$$(3.13) \quad C_1 = 0$$

The relation between C_s and C_{s-2} now shows, taking $s = 3, 5, \dots$ in succession, that all coefficients of odd rank vanish.

Taking first of all $r = n$, we may write (3.7) in the form

$$(3.14) \quad C_s = -\frac{C_{s-2}}{s(2n+s)} \quad s = 2, 4, 6, \dots$$

From (3.13) we see that the coefficients C_2, C_4, C_6 , etc., are all determined in terms of C_0 . Inserting these values of the coefficient into the assumed form of solution (3.3), we obtain the solution

$$(3.15) \quad y = C_0 \left[x^n - \frac{x^{n+2}}{2^2(n+1)} + \frac{x^{n+4}}{2^4(n+1)(n+2)2!} + \dots + \frac{(-1)^s x^{n+2s}}{2^{2s}(n+1) \cdots (n+s)s!} + \dots \right]$$

The coefficients are finite except when n is a negative integer. Excluding this case, we standardize the solution by taking

$$(3.16) \quad C_0 = \frac{1}{2^n \Gamma(n+1)} = \frac{1}{2^n \Pi(n)}$$

in general and

$$(3.17) \quad C_0 = \frac{1}{2^n n!}$$

where n is a positive integer. Inserting this value of C_0 into (3.15) and generalizing the factorial numbers when n is not an integer by writing

$$(3.18) \quad (n + s)! = \Pi(n + s)$$

we obtain

$$(3.19) \quad J_n(x) = \sum_{s=0}^{s=\infty} \frac{(-1)^s}{\Pi(s)\Pi(n+s)} \left(\frac{x}{2}\right)^{n+2s}$$

This series converges for any finite value of x and represents a function of x , $J_n(x)$ that is known as the Bessel function of the first kind of order n . When n is not an integer, the second solution may be obtained by replacing n by $-n$ in accordance with (3.11). It is therefore

$$(3.20) \quad J_{-n}(x) = \sum_{s=0}^{s=\infty} \frac{(-1)^s}{\Pi(s)\Pi(s-n)} \left(\frac{x}{2}\right)^{2s-n}$$

The leading terms of $J_n(x)$ and $J_{-n}(x)$ are, respectively, finite (nonzero) multiples of x^n and x^{-n} ; the two functions are not mere multiples of each other, and hence the general solution of the Bessel differential equation may be expressed in the form

$$(3.21) \quad y = AJ_n(x) + BJ_{-n}(x)$$

where A and B are arbitrary constants provided that n is not an integer.

However, when n is an integer, and since n appears in the differential equation only as n^2 there is no loss of generality in taking it to be a positive integer, $J_{-n}(x)$ is not distinct from $J_n(x)$. In this case, the denominators of the first n terms of the series for $J_{-n}(x)$ contain the factors

$$(3.22) \quad \frac{1}{\Pi(s-n)} = 0$$

for $s = 0, 1, 2, \dots, (n-1)$. Hence these terms vanish. Therefore

$$(3.23) \quad J_{-n}(x) = \sum_{s=-n}^{s=\infty} \frac{(-1)^s}{\Pi(s)\Pi(s-n)} \left(\frac{x}{2}\right)^{2s-n}$$

If we now let

$$(3.24) \quad r = (s - n)$$

then

$$(3.25) \quad J_{-n}(x) = \sum_{r=0}^{r=\infty} \frac{(-1)^{r+n}}{\Gamma(r+n)\Gamma(r)} \left(\frac{x}{2}\right)^{2r+n} = (-1)^n J_n(x)$$

for $n = 1, 2, 3, \dots$. In this case we no longer have two linearly independent solutions of the differential equation, and an independent second solution must be found.

4. The Bessel Function of Order n of the Second Kind. In the preceding article, we have seen that if n is not an integer, a general solution of the Bessel differential equation of order n is given by (3.21). If, however, n is an integer, then in view of (3.25) we have

$$(4.1) \quad \begin{aligned} y &= AJ_n(x) + B(-1)^n J_n(x) \\ &= [A + B(-1)^n] J_n(x) \\ &= CJ_n(x) \end{aligned}$$

where C is an arbitrary constant. We therefore do not have the general solution of Bessel's differential equation, since such a solution must consist of two linearly independent functions multiplied by arbitrary constants. Consider the function

$$(4.2) \quad Y_n(x) = \frac{1}{\sin n\pi} [\cos n\pi J_n(x) - J_{-n}(x)]$$

Now if n is not an integer, the function $Y_n(x)$ is dependent on $J_n(x)$, and since it is a linear combination of $J_n(x)$ and $J_{-n}(x)$ it is a solution of Bessel's differential equation of order n . If now n is an integer, because of the relation (3.25), we have

$$(4.3) \quad Y_n(x) = \frac{0}{0} \quad \checkmark$$

That is, when n is an integer, we define $Y_n(x)$ to be

$$(4.4) \quad Y_n(x) = \lim_{r \rightarrow n} \left[\frac{J_r(x) \cos r\pi - J_{-r}(x)}{\sin r\pi} \right] \quad \checkmark$$

With this definition of $Y_n(x)$ we have on carrying out the limiting process

$$(4.5) \quad \frac{\pi}{2} Y_0(x) = J_0(x) \left[\log \left(\frac{x}{2}\right) + \gamma \right] + \left(\frac{x}{2}\right)^2 - \frac{(1 + \frac{1}{2})(x/2)^4}{(2!)^2} + \left(1 + \frac{1}{2} + \frac{1}{3}\right) \frac{(x/2)^6}{(3!)^2} - \dots$$

where γ is Euler's constant defined by

$$(4.6) \quad \gamma = \lim_{n \rightarrow \infty} \left(1 + \frac{1}{2} + \frac{1}{3} + \cdots + \frac{1}{n} - \log n \right) = .5772157.$$

Also when n is any positive integer, we have

$$(4.7) \quad \pi Y_n(x) = 2J_n(x) \left[\log \left(\frac{x}{2} \right) + \gamma \right] - \sum_{r=0}^{\infty} (-1)^r \frac{(x/2)^{n+2r}}{r!(n+r)!} \left(\sum_{m=1}^{n+r} m^{-1} + \sum_{m=1}^r m^{-1} \right) - \sum_{r=0}^{n-1} \left(\frac{x}{2} \right)^{-n+2r} \frac{(n-r-1)!}{r!}$$

where, for $r = 0$, instead of $\sum_{m=1}^{n+r} m^{-1} + \sum_{m=1}^r m^{-1}$ we write $\sum_{m=1}^n m^{-1}$.

The presence of the logarithmic term in the function $Y_n(x)$ shows that these functions are infinite at $x = 0$. The general solution of Bessel's differential equation may now be written in the form

$$(4.8) \quad y = C_1 J_n(x) + C_2 Y_n(x)$$

where C_1 and C_2 are arbitrary constants.

5. Values of $J_n(x)$ and $Y_n(x)$ for Large and Small Values of x . In Sec. 2 we saw that the transformation

$$(5.1) \quad y = \frac{u}{\sqrt{x}}$$

transformed Bessel's differential equation into the form

$$(5.2) \quad \frac{d^2 u}{dx^2} + \left[1 - \frac{(n^2 - \frac{1}{4})}{x^2} \right] u = 0$$

We would suspect qualitatively that for large values of x the Bessel functions would behave as the solutions of the equation obtained from (5.2) by neglecting the $1/x^2$ term, that is, as solutions of the equation

$$(5.3) \quad \frac{d^2 u}{dx^2} + u = 0$$

and hence as

$$(5.4) \quad y = C_1 \frac{\sin x}{\sqrt{x}} + C_2 \frac{\cos x}{\sqrt{x}}$$

More precise analysis shows that

$$(5.5) \quad \lim_{x \rightarrow \infty} J_n(x) = \frac{\cos\left(x - \frac{\pi}{4} - \frac{n\pi}{2}\right)}{\sqrt{\frac{\pi x}{2}}}$$

$$(5.6) \quad \lim_{x \rightarrow \infty} Y_n(x) = \frac{\sin\left(x - \frac{\pi}{4} - \frac{n\pi}{2}\right)}{\sqrt{\frac{\pi x}{2}}}$$

That is, for large values of the argument x , the Bessel functions behave like trigonometric functions of decreasing amplitude.

From the series expansions of the functions $J_n(x)$ and $Y_n(x)$, we also have the following behavior for small values of x .

$$(5.7) \quad \lim_{x \rightarrow 0} J_n(x) = \frac{x^n}{2^n \Pi(n)}$$

The value of $Y_n(x)$ is always infinite at $x = 0$. For small values of x , this function is of the order $1/x^n$ if $n \neq 0$ and of the order $\log x$ if $n = 0$.

6. Recurrence Formulas for $J_n(x)$. Some important recurrence relations involving the function $J_n(x)$ may be obtained directly from the series expansion for the function. From (3.19), we have

$$(6.1) \quad J_n(x) = \sum_{s=0}^{s=\infty} \frac{(-1)^s}{\Pi(s)\Pi(n+s)} \left(\frac{x}{2}\right)^{n+2s}$$

If we write

$$(6.2) \quad J'_n = \frac{d}{dx} J_n(x)$$

we have

$$(6.3) \quad \begin{aligned} xJ'_n &= \sum_{s=0}^{s=\infty} \frac{(-1)^s(n+2s)}{\Pi(s)\Pi(n+s)} \left(\frac{x}{2}\right)^{n+2s} \\ &= nJ_n + x \sum_{s=1}^{\infty} \frac{(-1)^s}{\Pi(s-1)\Pi(n+s)} \left(\frac{x}{2}\right)^{n+2s-1} \end{aligned}$$

If in the last summation, we place

$$(6.4) \quad s = r + 1$$

✓ we obtain

$$(6.5) \quad \begin{aligned} xJ'_n &= nJ_n - x \sum_{r=0}^{\infty} \frac{(-1)^r}{\Pi(r)\Pi(n+1+r)} \left(\frac{x}{2}\right)^{n+1+2r} \\ &= nJ_n - xJ_{n+1} \end{aligned}$$

In the same manner, we can prove that

$$(6.6) \quad xJ'_n + nJ_n = xJ_{n-1}$$

If we add (6.5) to (6.6), we have

$$(6.7) \quad 2J'_n = J_{n-1} - J_{n+1}$$

If we place $n = 0$ and use Eq. (3.25), we have

$$(6.8) \quad J'_0 = -J_1$$

If we multiply (6.5) by x^{-n-1} , we obtain

$$(6.9) \quad x^{-n}J'_n = x^{-n-1}nJ_n - x^{-n}J_{n+1}$$

Hence

$$(6.10) \quad \frac{d}{dx} (x^{-n}J_n) = -x^{-n}J_{n+1}$$

Similarly, we may prove that

$$(6.11) \quad \frac{d}{dx} (x^nJ_n) = x^nJ_{n-1}$$

If we subtract (6.6) from (6.5), we obtain

$$(6.12) \quad \frac{2n}{x} J_n = J_{n-1} + J_{n+1}$$

Many other recurrence formulas may be obtained.

7. Expressions for $J_n(x)$ When n Is Half an Odd Integer. The case when n is half an odd integer is of importance because these particular Bessel functions can be expressed in finite form by elementary functions.

If we place $n = \frac{1}{2}$ in the general series for $J_n(x)$ given by (3.19), we obtain

$$(7.1) \quad J_{\frac{1}{2}}(x) = \sum_{s=0}^{s=\infty} \frac{(-1)^s}{\Pi(s)\Pi(s+\frac{1}{2})} \left(\frac{x}{2}\right)^{2s+\frac{1}{2}}$$

Now since

$$(7.2) \quad \Pi(r) = r\Pi(r-1)$$

and

$$(7.3) \quad \Pi(s) = s! \quad \text{if } s = 1, 2, 3, \dots$$

we have

$$(7.4) \quad J_{\frac{1}{2}}(x) = \frac{x^{\frac{1}{2}}}{2^{\frac{1}{2}}\Gamma(\frac{3}{2})} \left(1 - \frac{x^2}{3!} + \frac{x^4}{5!} - \dots \right)$$

However, we have

$$(7.5) \quad \Pi\left(\frac{1}{2}\right) = \frac{\sqrt{\pi}}{2}$$

and

$$(7.6) \quad \frac{\sin x}{x} = \left(1 - \frac{x^2}{3!} + \frac{x^4}{5!} - \dots \right)$$

Hence from (7.4), we have

$$(7.7) \quad J_{\frac{1}{2}}(x) = \sqrt{\frac{2}{\pi x}} \sin x$$

If we place $n = -\frac{1}{2}$ in the general series for $J_n(x)$, we may also show that

$$(7.8) \quad J_{-\frac{1}{2}}(x) = \sqrt{\frac{2}{\pi x}} \cos x$$

If in the recurrence formula (6.12) we place $n = \frac{1}{2}$, we obtain

$$(7.9) \quad \frac{J_{\frac{3}{2}}}{x} = J_{-\frac{1}{2}}(x) + J_{\frac{1}{2}}(x)$$

Hence

$$(7.10) \quad \begin{aligned} J_{\frac{3}{2}}(x) &= \frac{1}{x} J_{\frac{1}{2}}(x) - J_{-\frac{1}{2}}(x) \\ &= \sqrt{\frac{2}{\pi x}} \left(\frac{\sin x}{x} - \cos x \right) \end{aligned}$$

If in (6.12) we let $n = \frac{3}{2}$, we obtain

$$(7.11) \quad \frac{3}{x} J_{\frac{5}{2}} = J_{\frac{3}{2}} + J_{\frac{1}{2}}$$

or

$$(7.12) \quad J_{\frac{5}{2}} = \frac{3}{x} J_{\frac{3}{2}} - J_{\frac{1}{2}} = \sqrt{\frac{2}{\pi x}} \left(\frac{3-x^2}{x^2} \sin x - \frac{3}{x} \cos x \right)$$

In the same way we may show that

$$(7.13) \quad J_{-\frac{3}{2}} = \sqrt{\frac{2}{\pi x}} \left(-\sin x - \frac{\cos x}{x} \right)$$

$$(7.14) \quad J_{-\frac{5}{2}} = \sqrt{\frac{2}{\pi x}} \left(\frac{3}{x} \sin x - \frac{3-x^2}{x^2} \cos x \right), \text{ etc.}$$

8. The Bessel Functions of Order n of the Third Kind or Hankel Functions of Order n . In some physical investigations, we encounter complex combinations of Bessel functions of the first and second kinds so frequently that it has been found convenient to tabulate these combinations and thus define new functions.

These new functions are defined by the equations

$$(8.1) \quad H_n^{(1)}(x) = J_n(x) + jY_n(x)$$

$$(8.2) \quad H_n^{(2)}(x) = J_n(x) - jY_n(x) \quad j = \sqrt{-1}$$

and are called Bessel functions of order n of the third kind, or Hankel functions of order n . These functions are complex quantities.

9. Some Equivalent Forms of Bessel's Differential Equation. In practice we frequently encounter the differential equation

$$(9.1) \quad \frac{d^2y}{dx^2} + \frac{1}{x} \frac{dy}{dx} + \left(k^2 - \frac{n^2}{x^2} \right) y = 0$$

If we let

$$(9.2) \quad z = kx$$

this substitution transforms the equation into

$$(9.3) \quad z^2 \frac{d^2y}{dz^2} + z \frac{dy}{dz} + (z^2 - n^2)y = 0$$

This is the standard form of Bessel's differential equation, and hence its solution is

$$(9.4) \quad y = AJ_n(z) + BY_n(z)$$

where A and B are arbitrary constants. Hence we have

$$(9.5) \quad y = AJ_n(kx) + BY_n(kx)$$

as the solution of (9.1). There are several differential equations that occur in practice that have Bessel functions for their solutions.

For example, it may be shown by a suitable change in variable that the equation

$$(9.6) \quad \frac{d^2y}{dx^2} + \frac{a}{x} \frac{dy}{dx} + by = 0$$

has the solution

$$(9.7) \quad y = AJ_n(x\sqrt{b}) + BY_n(x\sqrt{b})$$

where

$$(9.8) \quad n = \frac{(1-a)}{2}$$

and A and B are arbitrary constants.¹

10. Modified Bessel Functions. Let us consider the differential equation

$$(10.1) \quad \frac{d^2y}{dx^2} + \frac{1}{x} \frac{dy}{dx} + \left(-1 - \frac{n^2}{x^2}\right)y = 0$$

This equation is of the form (9.1) with

$$(10.2) \quad k = j$$

Hence, $J_n(jx)$ is a solution of this equation. The function

$$(10.3) \quad I_n(x) = j^{-n}J_n(jx)$$

is taken as the standard form for one of the fundamental solutions of (10.1). The function $I_n(x)$ defined in this manner is a real function and is known as the modified Bessel function of the first kind of order n . Another fundamental solution of Eq. (10.1) is known as the modified Bessel function of the second kind and is defined by

$$(10.4) \quad K_n(x) = \frac{\pi/2}{\sin n\pi} [I_{-n}(x) - I_n(x)]$$

The general solution of Eq. (10.1) may be written in the form

$$(10.5) \quad y = AI_n(x) + BK_n(x)$$

where A and B are arbitrary constants.

Contrasted to the Bessel function $J_n(x)$ and $Y_n(x)$, the functions $I_n(x)$ and $K_n(x)$ are not of the oscillating type, but their behavior is similar to the exponential functions. For large values of x , we have

$$(10.6) \quad \lim_{x \rightarrow \infty} I_0(x) = \frac{e^x}{\sqrt{2\pi x}}$$

$$(10.7) \quad \lim_{x \rightarrow \infty} K_0(x) = \sqrt{\frac{\pi}{2x}} e^{-x}$$

¹ A list of differential equations that have Bessel functions for their solutions is found in E. Jahnke and F. Emde, "Tables of Functions," Dover Publications, New York, pp. 146-147, 1943.

For small values of x , we have

$$(10.8) \quad \lim_{x \rightarrow 0} I_0(x) = 1$$

$$(10.9) \quad \lim_{x \rightarrow 0} K_0(x) = -\log\left(\frac{x}{2}\right)$$

11. The Ber and Bei Functions. In determining the distribution of alternating currents in wires of circular cross section, the following differential equation is encountered:

$$(11.1) \quad \frac{d^2y}{dx^2} + \frac{1}{x} \frac{dy}{dx} - jy = 0 \quad j = \sqrt{-1}$$

This equation is a special case of Eq. (9.1) with

$$(11.2) \quad n = 0$$

and

$$(11.3) \quad k^2 = -j$$

Hence

$$(11.4) \quad k = \sqrt{-j} = j\sqrt{j} = j^{\frac{3}{2}}$$

The general solution of Eq. (11.1) may therefore be written in the form

$$(11.5) \quad y = AJ_0(j^{\frac{3}{2}}x) + BK_0(j^{\frac{3}{2}}x)$$

where A and B are arbitrary constants. The functions $J_0(j^{\frac{3}{2}}x)$ and $Y_0(j^{\frac{3}{2}}x)$ are complex functions. Decomposing them into their real and imaginary parts, we obtain

$$(11.6) \quad J_0(j^{\frac{3}{2}}x) = \text{ber}(x) + j \text{bei}(x)$$

and

$$(11.7) \quad K_0(j^{\frac{3}{2}}x) = \text{ker}(x) + j \text{kei}(x)$$

These equations define the functions $\text{ber}(x)$, $\text{bei}(x)$ and $\text{ker}(x)$, $\text{kei}(x)$.

12. Expansion in Series of Bessel Functions. In Chap. III, it was pointed out that the expansion of an arbitrary function into a Fourier series is only a special case of the expansion of an arbitrary function in a series of orthogonal functions under certain restrictions. It will now be shown that it is possible to expand an arbitrary function in a series of Bessel functions. If in Eq. (2.4) we place ax instead of x , we obtain

$$(12.1) \quad \frac{d^2u}{dx^2} + \left[a^2 - \left(\frac{n^2 - \frac{1}{4}}{x^2} \right) \right] u = 0$$

this equation has the solution

$$(12.2) \quad u = \sqrt{x} J_n(ax)$$

In the same manner,

$$(12.3) \quad v = \sqrt{x} J_n(bx)$$

satisfies the equation

$$(12.4) \quad \frac{d^2v}{dx^2} + \left[b^2 - \frac{(n^2 - \frac{1}{4})}{x^2} \right] v = 0$$

If we multiply (12.1) by v and (12.4) by u and subtract the second product from the first, we obtain

$$(12.5) \quad (b^2 - a^2)uv = u''v - v''u$$

Let us now integrate both members of (12.5) with respect to x from 0 to x . We thus obtain

$$(12.6) \quad (b^2 - a^2) \int_0^x uv \, dx = \int_0^x (u''v - v''u) \, dx$$

However, we have

$$(12.7) \quad \frac{d}{dx}(vu' - wu') = (u''v - v''u)$$

Hence

$$(12.8) \quad (b^2 - a^2) \int_0^x uv \, dx = \int_0^x \frac{d}{dx}(vu' - wu') \, dx \\ = (vu' - wu') \Big|_0^x$$

That is,

$$(12.9) \quad (b^2 - a^2) \int_0^x xJ_n(ax)J_n(bx) \, dx = \\ x[aJ_n(bx)J'_n(ax) - bJ_n(ax)J'_n(bx)]$$

If we now differentiate the last equation with respect to b and then set

$$(12.10) \quad b = a$$

we obtain

$$(12.11) \quad 2a \int_0^x xJ_n^2(ax) \, dx = x[axJ_n''(ax) - J_n(ax)J_n'(ax) - \\ axJ_n(ax)J_n''(ax)]$$

From (12.9) we have

$$(12.12) \quad (b^2 - a^2) \int_0^1 x J_n(ax) J_n(bx) dx = a J_n(b) J'_n(a) - b J_n(a) J'_n(b)$$

Now the second member vanishes if a and b are roots of the equation

$$(12.13) \quad J_n(\alpha) = 0$$

That is, if a and b are distinct positive roots of $J_n(\alpha)$, we have

$$(12.14) \quad (b^2 - a^2) \int_0^1 x J_n(ax) J_n(bx) dx = 0$$

and since

$$(12.15) \quad a \neq b$$

we have

$$(12.16) \quad \int_0^1 x J_n(ax) J_n(bx) dx = 0$$

We are now in a position to expand an arbitrary function $F(x)$ in the interval from $x = 0$ to $x = 1$ in a series of the form

$$(12.17) \quad F(x) = \sum_{s=1}^{\infty} C_s J_n(\alpha_s x)$$

where α_s are the successive positive roots of (12.13). To obtain the general coefficient C_k of this expansion, we multiply both members of (12.17) by $x J_n(\alpha_k x) dx$ and integrate from $x = 0$ to $x = 1$, we have by virtue of (12.16)

$$(12.18) \quad \int_0^1 x J_n(\alpha_k x) F(x) dx = C_k \int_0^1 x J_n^2(\alpha_k x) dx$$

The last integral, which is independent of x , may be evaluated by means of (12.11). Its value is

$$(12.19) \quad \int_0^1 x J_n^2(\alpha_k x) dx = \frac{1}{2} J_{n+1}^2(\alpha_k)$$

Hence the typical coefficient of the series expansion (12.17) is given by

$$(12.20) \quad C_s = \frac{2}{J_{n+1}^2(\alpha_s)} \int_0^1 x J_n(\alpha_s x) F(x) dx$$

This expansion is analogous to the expansion of an arbitrary function in a Fourier series. In later chapters we shall have occasion to use this type of expansion in problems of physical interest.

PROBLEMS

1. Show that $e^{\frac{x}{2}\left(t-\frac{1}{t}\right)} = \sum_{n=-\infty}^{n=+\infty} J_n(x)t^n$.

2. Placing $t = e^{i\phi}$, $j = \sqrt{-1}$, in the above series expansion, show that

$\cos(x \sin \phi) = J_0(x) + 2J_2(x) \cos 2\phi + 2J_4(x) \cos 4\phi + \dots$
 and $\sin(x \sin \phi) = 2J_1(x) \sin \phi + 2J_3(x) \sin 3\phi + 2J_5(x) \sin 5\phi + \dots$

3. From these results, show that

$$J_n(x) = \frac{1}{\pi} \int_0^\pi \cos(n\phi - x \sin \phi) d\phi$$

where $n = 0, 1, 2, \dots$

4. Show that $J_0(x) = \frac{1}{\pi} \int_0^\pi \cos(x \cos \phi) d\phi$.

5. From Prob. (4) show that $\int_0^\infty e^{-ax} J_0(bx) dx = \frac{1}{\sqrt{a^2 + b^2}}$.

6. Prove by multiplying the expansions for $e^{\frac{x}{2}\left(t-\frac{1}{t}\right)}$ and $e^{-\frac{x}{2}\left(t-\frac{1}{t}\right)}$ that

$$[J_0(x)]^2 + 2[J_1(x)]^2 + 2[J_2(x)]^2 + \dots = 1$$

References

1. McLACHLAN, N. W.: "Bessel Functions for Engineers," Oxford University Press, New York, 1934.
2. GRAY, A., G. B. MATHEWS, and T. M. MACROBERT: "A Treatise on Bessel Functions," Macmillan & Company, Ltd., London, 1931.
3. JAHNKE, E., and F. EMDE: "Tables of Functions," B. G. Teubner, Leipzig, 1933.
4. WATSON, G. N.: "Theory of Bessel Functions," Cambridge University Press, London, 1922.
5. KARMAN, T., and M. A. BIOT: "Mathematical Method in Engineering," Chap. 2, McGraw-Hill Book Company, Inc., New York, 1940.
6. WHITTAKER, E. J., and G. N. WATSON: "Modern Analysis," 4th ed., Cambridge University Press, London, 1927.

CHAPTER XIV

LEGENDRE'S DIFFERENTIAL EQUATION AND LEGENDRE POLYNOMIALS

1. Introduction. In the last chapter, we discussed the solutions of Bessel's differential equation or Bessel functions. Another differential equation that arises very frequently in various branches of applied mathematics is Legendre's differential equation. This equation arises in the process of obtaining solutions of Laplace's equation in spherical coordinates and hence is of great importance in mathematical applications to physics and engineering. This chapter is devoted to the study of the solutions of Legendre's differential equations and to a discussion of their most important properties.

2. Legendre's Differential Equation. The differential equation

$$(2.1) \quad (1 - x^2) \frac{d^2y}{dx^2} - 2x \frac{dy}{dx} + n(n + 1)y = 0$$

is known in the literature as Legendre's differential equation of degree n . We shall consider here only the important special case in which the parameter n is zero or a positive integer. As in the case of Bessel's differential equation, let us assume an infinite series solution of this differential equation in the form

$$(2.2) \quad y = x^m \sum_{r=0}^{r=\infty} a_r x^r = \sum_{r=0}^{r=\infty} a_r x^{(m+r)}$$

In order for (2.2) to be a solution of (2.1), it is necessary that when (2.2) is substituted into (2.1) the coefficient of every power of x must vanish. Equating the coefficient of the power x^{m+r-2} to zero, we obtain

$$(2.3) \quad (m + r)(m + r - 1)a_r + (n - m - r + 2)(n + m + r - 1)a_{r-2} = 0$$

Since the leading coefficient in the series (2.2) is a_0 , we have

$$(2.4) \quad a_{-1} = 0, \quad a_{-2} = 0$$

in (2.3).

With this stipulation, placing $r = 0$ in (2.3), we have

$$(2.5) \quad m(m - 1)a_0 = 0$$

Placing $r = 1$, in (2.3), we obtain

$$(2.6) \quad (m + 1)ma_1 = 0$$

Equation (2.5) gives $m = 0$ or $m = 1$, with a_0 arbitrary in any case. Let us take $m = 0$, then a_1 is arbitrary. Placing the value of m in (2.3), we have

$$(2.7) \quad a_r = -\frac{(n - r + 2)(n + r - 1)}{r(r - 1)} a_{r-2}$$

This enables us to determine any coefficient from the one which precedes it by two terms. We therefore have

$$(2.8) \quad y = a_0 \left[1 - \frac{n(n + 1)}{2!} x^2 + \frac{n(n - 2)(n + 1)(n + 3)}{4!} x^4 - \dots \right] + a_1 \left[x - \frac{(n - 1)(n + 2)}{3!} x^3 + \frac{(n - 1)(n - 3)(n + 2)(n + 4)}{5!} x^5 - \dots \right]$$

It may be shown by the ratio test that each of these series converges in the interval $(-1, +1)$. Had we taken the possibility $m = -1$ in (2.6), we would have not obtained anything new but only the second series in (2.8).

Since a_0 and a_1 are arbitrary, this is the general solution of Legendre's equation. We notice that the first series reduces to a polynomial when n is an even integer and the second series reduces to a polynomial when n is an odd integer. Now if we give the arbitrary coefficients a_0 or a_1 as the case may be, such a numerical value that the polynomial becomes equal to unity when x is unity, we obtain the following system of polynomials:

$$(2.9) \quad \begin{cases} P_0(x) = 1 & P_4(x) = \frac{1}{8}(35x^4 - 30x^2 + 3) \\ P_1(x) = x & P_5(x) = \frac{1}{8}(63x^5 - 70x^3 + 15x) \\ P_2(x) = \frac{1}{2}(3x^2 - 1) & P_6(x) = \frac{1}{16}(231x^6 - 315x^4 + 105x^2 - 5) \\ P_3(x) = \frac{1}{2}(5x^3 - 3x) & \end{cases}$$

These are called Legendre polynomials. Each satisfies a Legendre differential equation in which n has the value indicated by the subscript.

The general polynomial $P_n(x)$ is given by the series

$$(2.10) \quad P_n(x) = \sum_{r=0}^N (-1)^r \frac{(2n - 2r)!}{2^{nr}(n - r)!(n - 2r)!} x^{n-2r}$$

where $N = n/2$ for n even and $N = (n - 1)/2$ for n odd.

It is thus seen that the Legendre polynomial $P_n(x)$ is even or odd according as its degree n is even or odd. Since

$$(2.11) \quad P_n(1) = 1$$

we conclude that

$$(2.12) \quad P_n(-1) = (-1)^n$$

3. Rodrigues' Formula for the Legendre Polynomials. An important formula for $P_n(x)$ may be deduced directly from Legendre's differential equation. Let

$$(3.1) \quad v = (x^2 - 1)^n$$

then

$$(3.2) \quad \frac{dv}{dx} = 2nx(x^2 - 1)^{n-1}$$

Hence

$$(3.3) \quad (1 - x^2) \frac{dv}{dx} + 2nxv = 0$$

If we differentiate (3.3) with respect to x , we obtain

$$(3.4) \quad (1 - x^2) \frac{d^2v}{dx^2} + 2(n - 1)x \frac{dv}{dx} + 2nv = 0$$

If we now differentiate this equation r times in succession, we have

$$(3.5) \quad (1 - x^2) \frac{d^2v_r}{dx^2} + 2(n - r - 1)x \frac{dv_r}{dx} + (r + 1)(2n - r)v_r = 0$$

where

$$(3.6) \quad v_r = \frac{d^r v}{dx^r}$$

In particular, if $r = n$, (3.5) reduces to

$$(3.7) \quad (1 - x^2) \frac{d^2v_n}{dx^2} - 2x \frac{dv_n}{dx} + (n + 1)nv_n = 0$$

This is Legendre's equation (2.1). Hence v_n satisfies Legendre's equation. But since v_n is

$$(3.8) \quad v_n = \frac{d^n v}{dx^n} = \frac{d^n}{dx^n} (x^2 - 1)^n$$

v_n is a polynomial of degree n , and since Legendre's equation has one and only one distinct solution of that form, $P_n(x)$, it follows that $P_n(x)$

is a constant multiple of v_n . Hence we have

$$(3.9) \quad P_n(x) = C \frac{d^n}{dx^n} (x^2 - 1)^n$$

To determine the constant C we merely consider the highest power of x on each side of the equation, that is,

$$(3.10) \quad \begin{aligned} \frac{(2n)!}{2^n(n!)^2} x^n &= C \frac{d^n}{dx^n} x^{2n} \\ &= C \frac{(2n)!}{n!} x^n \end{aligned}$$

Hence

$$(3.11) \quad C = \frac{1}{2^n n!}$$

Substituting this value of C into (3.8), we obtain

$$(3.12) \quad P_n(x) = \frac{1}{2^n n!} \frac{d^n}{dx^n} (x^2 - 1)^n$$

This is *Rodrigues' formula* for the Legendre polynomials.

4. Legendre's Function of the Second Kind. The *general* solution of Legendre's equation is written in the form

$$(4.1) \quad Y = AP_n(x) + BQ_n(x)$$

where A and B are arbitrary constants and $Q_n(x)$ is called Legendre's function of the second kind. This function is obtained by methods that are beyond the scope of this discussion. It is defined by the following series when $|x| < 1$:

$$(4.2) \quad Q_n(x) = b_1 \left[x - \frac{(n-1)(n+2)}{3!} x^3 + \frac{(n-1)(n-3)(n+2)(n+4)}{5!} x^5 - \dots \right]$$

if n is even.

$$(4.3) \quad Q_n(x) = b_0 \left[1 - \frac{n(n+1)}{2!} x^2 + \frac{n(n-2)(n+1)(n+3)}{4!} x^4 - \dots \right]$$

if n is odd; where

$$(4.4) \quad \begin{cases} b_1 = (-1)^{n/2} \frac{2 \cdot 4 \cdot \dots \cdot n}{1 \cdot 3 \cdot 5 \cdot \dots \cdot (n-1)} \\ b_0 = (-1)^{\frac{n+1}{2}} \frac{2 \cdot 4 \cdot \dots \cdot (n-1)}{1 \cdot 3 \cdot 5 \cdot \dots \cdot n} \end{cases}$$

If, however, $|x| > 1$, the above series do not converge. In this case the following series in descending powers of x is taken as the definition of $Q_n(x)$:

$$(4.5) \quad Q_n(x) = \sum_{r=0}^{r=\infty} \frac{2^n(n+r)!(n+2r)!}{r!(2n+2r+1)!} x^{-n-2r-1}$$

Both $P_n(x)$ and $Q_n(x)$ are special cases of a function known as the hypergeometric function. The function $P_n(x)$ is the more important and occurs more frequently in the literature of applied mathematics.

5. The Generating Function for $P_n(x)$. The Legendre polynomial $P_n(x)$ is the coefficient of Z^n in the expansion of

$$(5.1) \quad \begin{aligned} \phi &= (1 - 2xZ + Z^2)^{-\frac{1}{2}} \\ &= [1 + (Z^2 - 2xZ)]^{-\frac{1}{2}} \end{aligned}$$

in ascending powers of Z . This may be verified for the lower powers of n by expanding (5.1) by the binomial theorem. To prove it for the general term, we write

$$(5.2) \quad \phi = \sum_{n=0}^{n=\infty} A_n Z^n$$

Now it is obvious from the nature of the binomial expansion that A_n is a polynomial in x of degree n . Also, if we place $x = 1$ in (5.1), we obtain

$$(5.3) \quad \begin{aligned} \phi &= (1 - 2Z + Z^2)^{-\frac{1}{2}} = \frac{1}{(1 - Z)} \\ &= 1 + Z + Z^2 + Z^3 + \cdots + Z^n \end{aligned}$$

Hence A_n is equal to 1, when $x = 1$. Now if we can show that A_n satisfies Legendre's equation, it will be identical with $P_n(x)$ since these are the only polynomials of degree n that satisfy the equation and have the value 1 when $x = 1$. From (5.1) we obtain by differentiation

$$(5.4) \quad (1 - 2Zx + Z^2) \frac{\partial \phi}{\partial Z} = (x - Z)\phi$$

and

$$(5.5) \quad Z \frac{\partial \phi}{\partial Z} = (x - Z) \frac{\partial \phi}{\partial x}$$

If we now substitute from (5.2) into (5.4) and equate the coefficients of Z^{n-1} on both sides of the equation, we obtain

$$(5.6) \quad nA_n - (2n - 1)xA_{n-1} + (n - 1)A_{n-2} = 0$$

Substituting into (5.5) from (5.2) and equating the coefficients of the power Z^{n-1} on both sides, we obtain

$$(5.7) \quad x \frac{dA_{n-1}}{dx} - \frac{dA_{n-2}}{dx} = (n-1)A_{n-1}$$

If in (5.7) we replace n by $(n+1)$, we obtain

$$(5.8) \quad x \frac{dA_n}{dx} - \frac{dA_{n-1}}{dx} = nA_n$$

Now if we differentiate (5.6) with respect to x and eliminate dA_{n-2}/dx by (5.7), we have

$$(5.9) \quad \frac{dA_n}{dx} - x \frac{dA_{n-1}}{dx} = nA_{n-1}$$

We now multiply (5.8) by $-x$ and add it to (5.9) and obtain

$$(5.10) \quad (1-x^2) \frac{dA_n}{dx} = n(A_{n-1} - xA_n)$$

Differentiating (5.10) with respect to x and simplifying the result by means of (5.8), we finally obtain

$$(5.11) \quad (1-x^2) \frac{d^2A_n}{dx^2} - 2x \frac{dA_n}{dx} + n(n+1)A_n = 0$$

This shows that A_n is a solution of Legendre's equation. Hence for the reasons stated above it is the same as $P_n(x)$, we therefore have

$$(5.12) \quad A_n = P_n(x)$$

The above formulas for the A_n 's are therefore valid for $P_n(x)$ and give important relations connecting Legendre polynomials of different orders. From (5.1) and (5.2), we have the important relation

$$(5.13) \quad \phi = \frac{1}{\sqrt{1-2xZ+Z^2}} = \sum_{n=0}^{n=\infty} P_n(x)Z^n \quad \checkmark$$

This equation is valid in the ranges

$$(5.14) \quad -1 \leq x \leq 1 \quad \text{and} \quad |Z| < 1$$

because of the region of convergence of the binomial expansion (5.2). The function ϕ is called the *generating function* for $P_n(x)$. This result is of great importance in potential theory.

6. The Legendre Coefficients. If we let

$$(6.1) \quad x = \cos \theta = \frac{e^{j\theta} + e^{-j\theta}}{2} \quad j = \sqrt{-1}$$

and substitute this into (5.13), we have

$$(6.2) \quad [1 - Z(e^{j\theta} + e^{-j\theta}) + Z^2]^{-1} = \sum_{n=0}^{n=\infty} P_n Z^n$$

Now we have

$$(6.3) \quad [1 - Z(e^{j\theta} + e^{-j\theta}) + Z^2]^{-1} = (1 - Ze^{j\theta})^{-1}(1 - Ze^{-j\theta})^{-1}$$

Now by the binomial theorem, we obtain

$$(6.4) \quad (1 - Ze^{j\theta})^{-1} = 1 + \frac{Ze^{j\theta}}{2} + \frac{1 \cdot 3}{2 \cdot 4} Z^2 e^{2j\theta} + \dots + \frac{1 \cdot 3 \cdot \dots \cdot (2n-1)}{2 \cdot 4 \cdot \dots \cdot (2n)} Z^n e^{jn\theta} + \dots$$

and

$$(6.5) \quad (1 - Ze^{-j\theta})^{-1} = 1 + \frac{Ze^{-j\theta}}{2} + \frac{1 \cdot 3}{2 \cdot 4} Z^2 e^{-2j\theta} + \dots + \frac{1 \cdot 3 \cdot \dots \cdot 2(n-1) Z^n e^{-jn\theta}}{2 \cdot 4 \cdot \dots \cdot (2n)} + \dots$$

Multiplying (6.4) and (6.5) and picking out the coefficient of Z^n , we have

$$(6.6) \quad P_n(\cos \theta) = \frac{1 \cdot 3 \cdot \dots \cdot (2n-1)}{2 \cdot 4 \cdot \dots \cdot 2n} 2 \cos n\theta + \frac{1 \cdot 1 \cdot 3 \cdot \dots \cdot (2n-3)}{2 \cdot 2 \cdot 4 \cdot \dots \cdot (2n-2)} 2 \cos (n-2)\theta + \dots$$

Every coefficient is positive so that P_n is numerically greatest when each cosine is equal to unity, that is, when $\theta = 0$. But since

$$(6.7) \quad P_n(\cos 0) = P_n(1) = 1$$

it follows that

$$(6.8) \quad |P_n(\cos \theta)| \leq 1 \quad n = 0, 1, 2, \dots$$

The first few functions $P_n(\cos \theta)$ are

$$(6.9) \quad \begin{cases} P_0(\cos \theta) = 1 \\ P_1(\cos \theta) = \cos \theta \\ P_2(\cos \theta) = \frac{1}{2}(3 \cos 2\theta + 1) \\ P_3(\cos \theta) = \frac{1}{8}(5 \cos 3\theta + 3 \cos \theta) \\ P_4(\cos \theta) = \frac{1}{8}(35 \cos 4\theta + 20 \cos 2\theta + 9) \end{cases}$$

✓ **7. The Orthogonality of $P_n(x)$.** Like the trigonometric functions $\cos mx$ and $\sin mx$, the Legendre polynomials $P_n(x)$ are orthogonal functions. Because of this property, it is possible to expand an arbitrary function in a series of Legendre polynomials.

We shall now establish the orthogonality property

$$(7.1) \quad \int_{-1}^{+1} P_m(x)P_n(x) dx = 0 \quad \text{if } m \neq n$$

To do this, we know that $P_n(x)$ satisfies the Legendre differential equation (2.1). This equation may be written in the form

$$(7.2) \quad \frac{d}{dx} [(1-x^2)P'_n(x)] + n(n+1)P_n(x) = 0$$

If we now multiply this by $P_m(x)$ and integrate between the limits -1 and $+1$, we obtain

$$(7.3) \quad \int_{-1}^{+1} P_m(x) \frac{d}{dx} [(1-x^2)P'_n(x)] dx + n(n+1) \int_{-1}^{+1} P_m(x)P_n(x) dx = 0$$

Now we may integrate the first term by parts in the form

$$(7.4) \quad \int_{-1}^{+1} P_m(x) \frac{d}{dx} [(1-x^2)P'_n(x)] dx = \left\{ P_m(x)[(1-x^2)P'_n(x)] \right\}_{-1}^{+1} - \int_{-1}^{+1} (1-x^2)P'_n(x)P'_m(x) dx$$

The first term of (7.4) vanishes at both limits because of the factor $(1-x^2)$; hence (7.3) reduces to

$$(7.5) \quad - \int_{-1}^{+1} (1-x^2)P'_n(x)P'_m(x) dx + n(n+1) \int_{-1}^{+1} P_m(x)P_n(x) dx = 0$$

If in (7.5) we interchange n and m , we obtain

$$(7.6) \quad - \int_{-1}^{+1} (1-x^2)P'_m(x)P'_n(x) dx + m(m+1) \int_{-1}^{+1} P_n(x)P_m(x) dx = 0$$

Subtracting (7.6) from (7.5), we get

$$(7.7) \quad (n-m)(n+m+1) \int_{-1}^{+1} P_m(x)P_n(x) dx = 0$$

This establishes (7.1).

If $n = m$, Eq. (7.1) fails to hold. We shall now show that

$$(7.8) \quad \int_{-1}^{+1} [P_n(x)]^2 dx = \frac{2}{(2n+1)} \quad n = 0, 1, 2, \dots$$

To do this, we square both sides of (5.13) and obtain

$$(7.9) \quad (1 - 2xZ + Z^2)^{-1} = \left[\sum_{n=0}^{\infty} P_n(x)Z^n \right]^2$$

We now integrate both sides of this equation with respect to x over the interval $(-1, 1)$ and observe that the product terms on the right vanish in view of the orthogonality property (7.1).

We thus obtain

$$(7.10) \quad \int_{-1}^{+1} \frac{dx}{1 - 2xZ + Z^2} = \sum_{n=0}^{n=\infty} Z^{2n} \int_{-1}^{+1} [P_n(x)]^2 dx$$

if $|Z| < 1$.

But the integral on the left has the value

$$(7.11) \quad \begin{aligned} \int_{-1}^{+1} \frac{dx}{1 - 2xZ + Z^2} &= \frac{1}{Z} \ln \frac{(1+Z)}{(1-Z)} \\ &= 2 \left(1 + \frac{Z^2}{3} + \frac{Z^4}{5} + \dots + \right. \\ &\quad \left. \frac{Z^{2n}}{2n+1} + \dots \right) \\ &= \sum_{n=0}^{\infty} Z^{2n} \int_{-1}^{+1} [P_n(x)]^2 dx \quad Z < 1 \end{aligned}$$

Equating the coefficient of the power Z^{2n} on both sides of (7.11), we have

$$(7.12) \quad \int_{-1}^{+1} [P_n(x)]^2 dx = \frac{2}{(2n+1)} \quad n = 0, 1, 2, \dots$$

8. Expansion of an Arbitrary Function in a Series of Legendre Polynomials. If $F(x)$ is sectionally continuous in the interval $(-1, 1)$ and if its derivative $F'(x)$ is sectionally continuous in every interval interior to $(-1, 1)$, it may be shown that $F(x)$ may be expanded in a series of the form

$$(8.1) \quad F(x) = \sum_{n=0}^{n=\infty} a_n P_n(x)$$

To obtain the general coefficient a_m , we multiply both sides of (8.1) by $P_m(x)$ and integrate over the interval $(-1, 1)$. We then obtain

$$(8.2) \quad \int_{-1}^1 F(x)P_m(x) dx = a_m \int_{-1}^1 [P_m(x)]^2 dx \\ = \frac{2a_m}{(2m+1)}$$

in view of (7.1) and (7.8). The general coefficient of the expansion (8.1) is given by

$$(8.3) \quad a_n = \frac{(2n+1)}{2} \int_{-1}^{+1} F(x)P_n(x) dx$$

The expansion (8.1) is similar to an expansion of an arbitrary function into a Fourier series.

9. Associated Legendre Polynomials. In the solution of certain potential problems, it is convenient to use certain polynomials closely related to the Legendre polynomials. We shall discuss them briefly in this section.

If we differentiate Legendre's equation

$$(9.1) \quad (1-x^2) \frac{d^2y}{dx^2} - 2x \frac{dy}{dx} + n(n+1)y = 0$$

m times with respect to x and write

$$(9.2) \quad v = \frac{d^m y}{dx^m}$$

we obtain

$$(9.3) \quad (1-x^2) \frac{d^2v}{dx^2} - 2x(m+1) \frac{dv}{dx} + (n-m)(n+m+1)v = 0$$

Since P_n is a solution of Legendre's equation (9.1), the equation is satisfied by

$$(9.4) \quad v = \frac{d^m}{dx^m} P_n(x)$$

If now in (9.3) we let

$$(9.5) \quad w = v(1-x^2)^{m/2}$$

we obtain

$$(9.6) \quad (1-x^2) \frac{d^2w}{dx^2} - 2x \frac{dw}{dx} + \left[n(n+1) - \frac{m^2}{(1-x^2)} \right] w = 0$$

This equation differs from Legendre's equation in an added term involving m . It is called the *associated Legendre equation*. By Eq.

(9.5) we see that it is satisfied by

$$(9.7) \quad w = (1 - x^2)^{m/2} \frac{d^m}{dx^m} P_n(x)$$

This value of w is the *associated Legendre* polynomial, and it is denoted by $P_n^m(x)$. We therefore have

$$(9.8) \quad P_n^m(x) = (1 - x^2)^{m/2} \frac{d^m}{dx^m} P_n(x)$$

We notice that if $m > n$, we have

$$(9.9) \quad P_n^m(x) = 0$$

PROBLEMS

1. Show that

$$\int_{-1}^1 P_n(x) dx = 0 \quad n = 1, 2, 3, \dots$$

2. Establish the orthogonality property of the Legendre polynomials (7.1) by using Rodrigues' formula for $P_n(x)$ and successive integration by parts.

3. Show that

$$\begin{aligned} x^2 &= \frac{3}{5}P_2(x) + \frac{3}{5}P_0(x) \\ x^3 &= \frac{5}{7}P_3(x) + \frac{3}{7}P_1(x) \end{aligned}$$

4. Show that

$$\int_{-1}^1 x P_n(x) P_{n-1}(x) dx = \frac{2n}{(4n^2 - 1)}$$

5. Prove that

$$\frac{dP_{n+1}}{dx} - \frac{dP_{n-1}}{dx} = (2n + 1)P_n$$

6. Using Rodrigues' formula, integrate by parts to show that

$$\int_{-1}^1 x^m P_r(x) dx = 0 \quad \text{if } m < n$$

7. Show that if $R_m(x)$ is a polynomial of degree m less than n , we have

$$\int_{-1}^{+1} P_n(x) R_m(x) dx = 0$$

References

1. BYERLY, W. F.: "Fourier's Series and Spherical Harmonics," Ginn and Company, Boston, 1893.
2. CHURCHILL, R. V.: "Fourier Series and Boundary Value Problems," McGraw-Hill Book Company, Inc., New York, 1941.
3. JEANS, J. H.: "The Mathematical Theory of Electricity and Magnetism," Cambridge University Press, London, 1927.
4. SMYTHE, W. R.: "Static and Dynamic Electricity," McGraw-Hill Book Company, Inc., New York, 1939.
5. WHITTAKER, E. T., and G. N. WATSON: "Modern Analysis," Cambridge University Press, London, 1927.

CHAPTER XV

VECTOR ANALYSIS

1. Introduction. The equations of applied mathematics express relations between quantities that are capable of measurement in terms of certain defined units. The simplest types of physical quantities are completely defined by a certain simple number. Examples of such quantities are mass, temperature, length. Such quantities are called *scalars*.

There are, however, other physical quantities that are not scalars. Such quantities as the displacement of a point, the velocity of a particle, a mechanical force require three numbers to specify them completely. The three numbers that are required to specify the quantities are scalars and could be, for example, the components of the displacement of the particle with respect to an arbitrary Cartesian coordinate reference frame.

We could carry out the various mathematical operations with these scalar quantities, but we would be neglecting the fact that from a physical point of view a displacement, for example, is one entity and also we are introducing a foreign element into the question, that is, the coordinate system. Accordingly it has been found convenient to introduce a mathematical discipline that enables us to study quantities of this type without recourse to a definite coordinate system.

It is only when we come to evaluate formulas numerically that it will be necessary to introduce a definite coordinate system. The mathematical technique that enables us to do this is "vector analysis."

2. The Concept of a Vector. A physical quantity possessing both magnitude and direction is called a vector. Typical examples are force, velocity, acceleration, momentum. It is customary to represent vectors by letters in bold-face type and scalars in bold-face italics.

A vector may be indicated graphically by an arrow drawn between two points. It is thus evident that rectilinear displacements of a point and all physical quantities that can be represented by such displacements in the same manner that a scalar can be represented by the points of a straight line are vectors.

3. Addition and Subtraction of Vectors. Multiplication of a Vector by a Scalar. A vector having been defined as an entity that behaves

in the same manner as the rectilinear displacement of a point, vector addition is reduced to a composition of linear displacements.

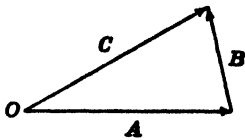


FIG. 3.1.

Consider two vectors **A** and **B** as shown in Fig. 3.1.

The vector **C**, which is obtained by moving a point along **A** and then along **B**, is called the resultant or sum of the vectors **A** and **B**, and we write

$$(3.1) \quad \mathbf{C} = \mathbf{A} + \mathbf{B}$$

From the nature of the definition of vector addition, it is apparent that

$$(3.2) \quad \mathbf{B} + \mathbf{A} = \mathbf{A} + \mathbf{B}$$

and that therefore vector addition is commutative. If the vectors **A** and **B** are situated as shown in Fig. 3.2, then the resultant vector **C** is obtained by completing the parallelogram formed by the two vectors.

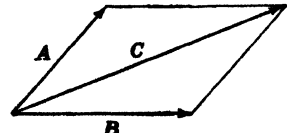


FIG. 3.2.

In general, the sum of the vectors **A** and **B** is obtained by placing the origin of **B** at the terminus of **A**. Then the vector **C** extending from the origin of **A** to the terminus of **B** is defined as the sum, or resultant, of **A** and **B**.

To add several vectors **A**, **B**, and **C**, first find the sum of **A** and **B** and the sum of $(\mathbf{A} + \mathbf{B})$ and **C**. To subtract **B** from **A**, add $-\mathbf{B}$ to **A** as shown in Fig. 3.3.

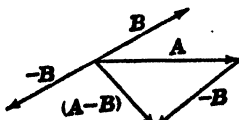


FIG. 3.3

Equality of Vectors. Two vectors are said to be equal if they have the same magnitude and the same direction.

Multiplication of a Vector by a Scalar. By the product of a vector **a** by a scalar n we understand a vector whose magnitude is equal to the magnitude of the products of the magnitudes of **a** and n and has the same direction as **a** or the opposite direction, depending on whether the scalar n is positive or negative. We thus write

$$(3.3) \quad \mathbf{A} = n\mathbf{a}$$

to denote this new vector.

Unit Vectors. A vector having unit magnitude is called a unit vector. The most common unit vectors are those that have the direc-

tions of a right-handed Cartesian coordinate system as shown in Fig. 3.4. The vector i is a unit vector having the x direction of the coordinate system; the unit vector j has the y direction and the unit vector k has the z direction.

The Components of a Vector. The components of a vector \mathbf{A} are any vectors whose sum is \mathbf{A} . The components most frequently used are those parallel to the axis x , y , and z . These are called the rectangular components of the vector. If A_x , A_y , and A_z are the projections of \mathbf{A} on the axes x , y , z , respectively, we may write

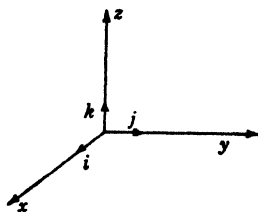


FIG. 3.4.

$$(3.4) \quad \mathbf{A} = iA_x + jA_y + kA_z$$

If a vector \mathbf{A} is given in magnitude and direction, then its components along the three axes of a Cartesian reference frame are given by

$$(3.5) \quad \begin{cases} A_x = |\mathbf{A}| \cos (\mathbf{A}, x) \\ A_y = |\mathbf{A}| \cos (\mathbf{A}, y) \\ A_z = |\mathbf{A}| \cos (\mathbf{A}, z) \end{cases}$$

where $|\mathbf{A}|$ denotes the magnitude of the vector. If, conversely, the three components of the vector are assigned, the vector \mathbf{A} is uniquely specified as the diagonal of the rectangular parallelepiped whose edges are the vectors iA_x , jA_y , and kA_z . Its magnitude is

$$(3.6) \quad |\mathbf{A}| = \sqrt{A_x^2 + A_y^2 + A_z^2}$$

and its direction is given by the three cosines which can be found from (3.5) and (3.6).

4. The Scalar Product of Two Vectors. The scalar, or dot product, of two vectors is defined as a scalar quantity equal in magnitude to the product of the magnitudes of the two given vectors and the cosine of the angle between them. The scalar product of the two vectors \mathbf{A} and \mathbf{B} is thus given by the equation

$$(4.1) \quad \mathbf{A} \cdot \mathbf{B} = |\mathbf{A}| |\mathbf{B}| \cos (\mathbf{A}, \mathbf{B})$$

The cosine of the angle between the directions of the two vectors becomes $+1$ when the directions are the same, -1 when they are opposite, and 0 when they are perpendicular.

It is clear from the definition of the dot product that the commutative law of multiplication holds, that is,

$$(4.2) \quad \mathbf{A} \cdot \mathbf{B} = \mathbf{B} \cdot \mathbf{A}$$

The fact that the distribution law of multiplication holds, can be seen with the aid of Fig. 4.1.

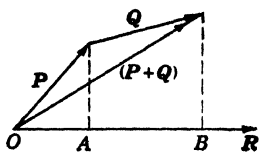


FIG. 4.1.

We have from the figure

$$(4.3) \quad \begin{aligned} \mathbf{P} \cdot \mathbf{R} + \mathbf{Q} \cdot \mathbf{R} &= (\mathbf{OA})\mathbf{R} + (\mathbf{AB})\mathbf{R} \\ &= (\mathbf{OB})\mathbf{R} = (\mathbf{P} + \mathbf{Q}) \cdot \mathbf{R} \end{aligned}$$

From the fundamental unit vectors we can form the following scalar products:

$$(4.4) \quad \begin{cases} \mathbf{i} \cdot \mathbf{i} = \mathbf{j} \cdot \mathbf{j} = \mathbf{k} \cdot \mathbf{k} = 1 \\ \mathbf{i} \cdot \mathbf{j} = \mathbf{j} \cdot \mathbf{k} = \mathbf{k} \cdot \mathbf{i} = 0 \end{cases}$$

As a consequence of these results, we obtain

$$(4.5) \quad \begin{aligned} \mathbf{A} \cdot \mathbf{B} &= (\mathbf{i}A_x + \mathbf{j}A_y + \mathbf{k}A_z) \cdot (\mathbf{i}B_x + \mathbf{j}B_y + \mathbf{k}B_z) \\ &= A_xB_x + A_yB_y + A_zB_z \end{aligned}$$

We may also write

$$(4.6) \quad A^2 = \mathbf{A} \cdot \mathbf{A} = A_x^2 + A_y^2 + A_z^2$$

5. The Vector Product of Two Vectors. The vector or cross product of two vectors is defined to be a vector perpendicular to the plane of the two given vectors in the sense of advance of a right-handed screw rotated from the first to the second of the given vectors through the smaller angle between their positive directions.

The meaning of this definition is made clear in Fig. 5.1.

The magnitude of this vector is equal to the product of the magnitudes of the two given vectors times the sine of the angle between them.

The vector or cross product is denoted by $(\mathbf{A} \times \mathbf{B})$. As is clear from the definition and the figure, the commutative law does not hold for this type of multiplication, instead we have

$$(5.1) \quad \mathbf{A} \times \mathbf{B} = -\mathbf{B} \times \mathbf{A}$$

Also we have

$$(5.2) \quad \mathbf{A} \times \mathbf{A}' = 0$$

It follows from the definition that if the vector product of two vectors vanishes the vectors are parallel.

Vector Representation of Surfaces. Let us consider a plane surface such as shown in Fig. 5.2.

Since this surface has a magnitude represented by its area and a direction specified by its normal it is a vector quantity. A certain

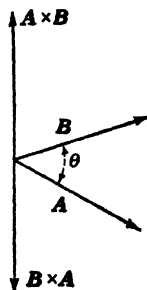


FIG. 5.1.

ambiguity exists as to the positive sense of the normal. In order to remove this ambiguity, the following conventions are adopted:

a. If the surface is part of a closed surface, the outward drawn normal is taken as positive.

b. If the surface is not part of a closed surface, the positive sense in describing the periphery is connected with the positive direction of the normal by the rule that a right-handed screw rotated in the plane of the surface in the positive sense of describing the periphery advances along the positive normal. For example, in Fig. 5.2, if the periphery of the surface is described in the sense ABC , the positive sense of the normal and therefore the direction of the vector S representing the surface is upward.

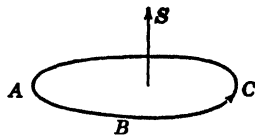


FIG. 5.2.

If a surface is not plane, it may be divided into a number of elementary surfaces each of which is plane to any desired degree of approximation. In this case, the vector representative of the entire surface is the sum of the vectors representing its elements. Two surfaces, considered as vectors, are equal if the representative vectors are equal. Therefore, two plane surfaces are equal if they have equal areas and are normal in the same direction even if they have different shapes.

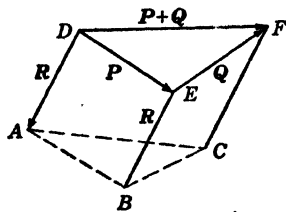


FIG. 5.3.

A curved surface may be replaced by a plane surface perpendicular to its representative vector having an area equal to the magnitude of this vector. The vector representing a closed surface is zero because the projection of the entire surface on any plane is zero; since as much of the

projected area is negative as positive, it therefore follows that the vector representing the entire surface has zero components along the three axes x, y, z , and consequently it equals zero.

The Distributive Law of Vector Multiplication. To prove that the distributive law of multiplication holds for the vector product, consider the prism of Fig. 5.3. The edges of this prism are the vectors $P, Q, (P + Q)$, and R .

The vectors representing the faces of the closed prism are

$$\begin{aligned} \overline{ABED} &= R \times P \\ \overline{BCFE} &= R \times Q \\ \overline{ACFD} &= (P + Q) \times R \\ \overline{ABC} &= \frac{1}{2}(Q \times P) \\ \overline{DEF} &= \frac{1}{2}(P \times Q) \end{aligned}$$

Therefore the representative vector representing the entire polyhedral surface is

$$(5.3) \quad \mathbf{R} \times \mathbf{P} + \mathbf{R} \times \mathbf{Q} + (\mathbf{P} + \mathbf{Q}) \times \mathbf{R} + \frac{1}{2}(\mathbf{Q} \times \mathbf{P}) + \frac{1}{2}(\mathbf{P} \times \mathbf{Q}) = 0$$

or

$$(5.4) \quad (\mathbf{P} + \mathbf{Q}) \times \mathbf{R} = \mathbf{P} \times \mathbf{R} + \mathbf{Q} \times \mathbf{R}$$

By the definition of the vector product, we have the following relations for the unit vectors:

$$(5.5) \quad \begin{cases} \mathbf{i} \times \mathbf{j} = \mathbf{k}, & \mathbf{j} \times \mathbf{k} = \mathbf{i}, & \mathbf{k} \times \mathbf{i} = \mathbf{j} \\ \mathbf{i} \times \mathbf{i} = \mathbf{j} \times \mathbf{j} = \mathbf{k} \times \mathbf{k} = 0 \end{cases}$$

If we write the vectors \mathbf{P} and \mathbf{Q} in terms of their rectangular components,

$$(5.6) \quad \begin{cases} \mathbf{P} = iP_x + jP_y + kP_z \\ \mathbf{Q} = iQ_x + jQ_y + kQ_z \end{cases}$$

and realize that the distributive law holds for a vector product, we obtain

$$(5.7) \quad \begin{aligned} \mathbf{P} \times \mathbf{Q} &= (iP_x + jP_y + kP_z) \times (iQ_x + jQ_y + kQ_z) \\ &= i(P_yQ_z - P_zQ_y) + j(P_xQ_z - P_zQ_x) + \\ &\quad k(P_xQ_y - P_yQ_x) \end{aligned}$$

in view of the properties of the unit vectors expressed by (5.5).

This expression can be represented in a compact fashion by the determinant

$$(5.8) \quad \mathbf{P} \times \mathbf{Q} = \begin{vmatrix} \mathbf{i} & \mathbf{j} & \mathbf{k} \\ P_x & P_y & P_z \\ Q_x & Q_y & Q_z \end{vmatrix}$$

6. Multiple Products. There are several types of multiple products used in vector analysis, and in this section the most important types will be considered.

a. The Product of a Vector and the Scalar Product of Two Other Vectors, $\mathbf{A}(\mathbf{B} \cdot \mathbf{C})$. Here $\mathbf{B} \cdot \mathbf{C}$ is a scalar so that $\mathbf{A}(\mathbf{B} \cdot \mathbf{C})$ is a vector parallel to \mathbf{A} and is of course an entirely different vector from $(\mathbf{A} \cdot \mathbf{B})\mathbf{C}$.

b. Scalar Product of a Vector and the Vector Product of Two Other Vectors. Consider $\mathbf{A} \cdot \mathbf{B} \times \mathbf{C}$. In this case we have the important relation

$$(6.1) \quad \mathbf{A} \cdot (\mathbf{B} \times \mathbf{C}) = \mathbf{B} \cdot (\mathbf{C} \times \mathbf{A}) = \mathbf{C} \cdot (\mathbf{A} \times \mathbf{B})$$

The proof of this relation follows from the fact that each of these expressions represents the volume of the parallelepiped whose edges are **A**, **B**, **C**. Furthermore, all three expressions give this volume with the positive sign provided the vectors **A**, **B**, **C**, in that order, form a right-handed system.

c. Vector Product of a Vector and the Vector Product of Two Other Vectors. Consider the product

$$(6.2) \quad \mathbf{q} = \mathbf{a} \times (\mathbf{b} \times \mathbf{c})$$

By the definition of a cross product, **q** is perpendicular to the vector **a** and also to the vector $(\mathbf{b} \times \mathbf{c})$. Accordingly, the vector **q** lies in the plane of **b** and **c** and may be expressed in the form

$$(6.3) \quad \mathbf{q} = u\mathbf{b} + v\mathbf{c}$$

where *u* and *v* are scalar multipliers.

Now we have

$$(6.4) \quad \mathbf{q} \cdot \mathbf{a} = u(\mathbf{b} \cdot \mathbf{a}) + v(\mathbf{c} \cdot \mathbf{a}) = 0$$

or

$$(6.5) \quad v = -\frac{u(\mathbf{b} \cdot \mathbf{a})}{(\mathbf{c} \cdot \mathbf{a})}$$

Hence

$$(6.6) \quad \begin{aligned} \mathbf{q} &= u\mathbf{b} - \frac{u(\mathbf{b} \cdot \mathbf{a})\mathbf{c}}{(\mathbf{c} \cdot \mathbf{a})} \\ &= \frac{u}{(\mathbf{c} \cdot \mathbf{a})} [\mathbf{b}(\mathbf{a} \cdot \mathbf{c}) - \mathbf{c}(\mathbf{a} \cdot \mathbf{b})] \end{aligned}$$

Now let

$$(6.7) \quad n = \frac{u}{(\mathbf{c} \cdot \mathbf{a})}$$

where *n* is some scalar. To find the magnitude of *n*, consider a set of Cartesian coordinate axes oriented so that the vectors **a**, **b**, and **c** have the following components in terms of these axes:

$$(6.8) \quad \begin{cases} \mathbf{a} = ia_x + ja_y + ka_z \\ \mathbf{b} = ib_x \\ \mathbf{c} = ic_x + jc_y \end{cases}$$

In this case, we have

$$(6.9) \quad (\mathbf{b} \times \mathbf{c}) = kb_xc_y$$

$$(6.10) \quad \begin{aligned} \mathbf{a} \times (\mathbf{b} \times \mathbf{c}) &= (ia_x + ja_y + ka_z) \times (kb_xc_y) \\ &= -j(a_xb_xc_y) + i(a_yb_xc_y) \\ &= ib_x(a_yc_y) + ib_xa_xc_x - ib_xa_xc_x - j(a_xb_xc_y) \\ &= ib_x(a_xc_x + a_yc_y) - (ic_x + jc_y)(a_xb_x) \\ &= \mathbf{b}(\mathbf{a} \cdot \mathbf{c}) - \mathbf{c}(\mathbf{a} \cdot \mathbf{b}) \end{aligned}$$

Hence comparing (6.9) and (6.10) it is seen that the constant n is equal to 1.

7. Differentiation of a Vector with Respect to Time. The differential coefficient or derivative of a vector \mathbf{A} with respect to a scalar variable t , say the time, is defined as a limit by the equation

$$(7.1) \quad \frac{d\mathbf{A}}{dt} = \lim_{\Delta t \rightarrow 0} \frac{\mathbf{A}(t + \Delta t) - \mathbf{A}(t)}{\Delta t}$$

Since division by a scalar does not alter vectorial properties, the derivative of a vector with respect to a scalar variable is itself a vector.

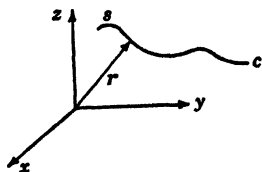


FIG. 7.1.

As an example of differentiation of a vector with respect to a scalar, consider a particle p moving along a curve c as shown in Fig. 7.1.

Let the position of the particle with respect to the origin of a Cartesian reference frame be denoted by \mathbf{r} . In that case, the velocity of the particle is given by

$$(7.2) \quad \mathbf{v} = \frac{d\mathbf{r}}{dt} = \frac{d\mathbf{r}}{ds} \frac{ds}{dt}$$

where ds is a differential of arc measured along the curve as shown in Fig. 7.2.

Now

$$(7.3) \quad \frac{d\mathbf{r}}{ds} = \lim_{\Delta s \rightarrow 0} \frac{\Delta \mathbf{r}}{\Delta s} = \mathbf{t}$$

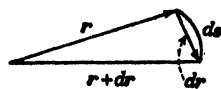


FIG. 7.2.

where \mathbf{t} is a unit vector tangent to the curve defining the path of the particle.

Hence we have

$$(7.4) \quad \mathbf{v} = \frac{d\mathbf{r}}{ds} = \mathbf{t} \frac{ds}{dt}$$

The quantity ds/dt is the speed of the particle. The acceleration of the particle is defined as the time derivative of the velocity. We thus have

$$(7.5) \quad \mathbf{a} = \frac{d\mathbf{v}}{dt} = \frac{d}{dt} \mathbf{t} \frac{ds}{dt} = \frac{d\mathbf{t}}{dt} \frac{ds}{dt} + \mathbf{t} \frac{d^2s}{dt^2}$$

Now

$$(7.6) \quad \frac{d\mathbf{t}}{dt} = \frac{d\mathbf{t}}{ds} \frac{ds}{dt}$$

Consider Fig. 7.3.

We may write

$$(7.7) \quad \frac{dt}{ds} = \frac{dt}{d\phi} \frac{d\phi}{ds}$$

$$(7.8) \quad \frac{dt}{d\phi} = \mathbf{n} = \text{the unit inward normal to the curve}$$

$$(7.9) \quad \frac{d\phi}{ds} = \frac{1}{\rho} = \frac{1}{\text{radius of curvature of path}}$$

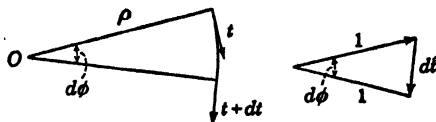


FIG. 7.3.

Substituting these expressions into (7.6) we obtain

$$(7.10) \quad \frac{dt}{dt} = \frac{\mathbf{n}}{\rho} \frac{ds}{dt}$$

Substituting this into (7.5), we finally obtain

$$(7.11) \quad \mathbf{a} = \mathbf{t} \frac{d^2s}{dt^2} + \frac{\mathbf{n}}{\rho} \left(\frac{ds}{dt} \right)^2$$

We thus see that the acceleration of the particle consists of two terms. The first term depends upon the rate of change of speed of the particle and is directed along the tangent to the particle; the second term is the centripetal acceleration of the particle and depends on the radius of curvature ρ of the particle and the square of the speed. This acceleration is directed in a direction normal to the curve and toward the center of curvature.

Since the derivatives of vectors with respect to a scalar variable are deduced by a limiting process from subtraction of vectors and division by scalars, which are operations subject to the rules of ordinary algebra, it follows that the rules of the differential calculus can be extended at once to the differentiation of a sum of vectors

$$(7.12) \quad \frac{d}{dt} (\mathbf{A} + \mathbf{B}) = \frac{d\mathbf{A}}{dt} + \frac{d\mathbf{B}}{dt}$$

or the product of a scalar and a vector

$$(7.13) \quad \frac{d}{dt} (ua) = \mathbf{a} \frac{du}{dt} + u \frac{d\mathbf{a}}{dt}$$

And, similarly,

$$(7.14) \quad \frac{d}{dt}(\mathbf{A} \cdot \mathbf{B}) = \mathbf{B} \cdot \frac{d\mathbf{A}}{dt} + \mathbf{A} \cdot \frac{d\mathbf{B}}{dt}$$

$$(7.15) \quad \frac{d}{dt}(\mathbf{A} \times \mathbf{B}) = \frac{d\mathbf{A}}{dt} \times \mathbf{B} + \mathbf{A} \times \frac{d\mathbf{B}}{dt}$$

8. The Gradient. Let $\phi(x,y,z)$ be a scalar function of position in space; that is, of the coordinates x, y, z . If the coordinates x, y, z are increased by dx, dy, dz , respectively, we have

$$(8.1) \quad d\phi = \frac{\partial\phi}{\partial x} dx + \frac{\partial\phi}{\partial y} dy + \frac{\partial\phi}{\partial z} dz$$

If we denote by $d\mathbf{r}$ the vector representing the displacement specified by dx, dy, dz , then

$$(8.2) \quad d\mathbf{r} = i dx + j dy + k dz$$

In vector analysis, a certain vector differential operator ∇ (read del) defined by

$$(8.3) \quad \nabla = i \frac{\partial}{\partial x} + j \frac{\partial}{\partial y} + k \frac{\partial}{\partial z}$$

plays a very prominent role. The gradient of a scalar function $\phi(x,y,z)$ is defined by

$$(8.4) \quad \text{Gradient } \phi = i \frac{\partial\phi}{\partial x} + j \frac{\partial\phi}{\partial y} + k \frac{\partial\phi}{\partial z}$$

Operating with ∇ on the scalar function $\phi(x,y,z)$, we get

$$(8.5) \quad \nabla\phi = i \frac{\partial\phi}{\partial x} + j \frac{\partial\phi}{\partial y} + k \frac{\partial\phi}{\partial z} = \text{a vector}$$

This is just the expression (8.4) defined as the gradient of ϕ .

Now from (8.1) and (8.2), we have

$$(8.6) \quad d\phi = \left(i \frac{\partial\phi}{\partial x} + j \frac{\partial\phi}{\partial y} + k \frac{\partial\phi}{\partial z} \right) \cdot (i dx + j dy + k dz) \\ = (\nabla\phi) \cdot d\mathbf{r}$$

The equation

$$(8.7) \quad \phi(x,y,z) = \text{const.}$$

represents a certain surface, and as we change the value of the constant we obtain a family of surfaces.

Consider the surfaces of Fig. 8.1.

If dn denotes the distance along the normal from the point p to the surface S_2 , we may write

$$(8.8) \quad dn = \mathbf{n} \cdot d\mathbf{r}$$

where \mathbf{n} is the unit normal to the surface S_1 at p .

We have

$$(8.9) \quad d\phi = \frac{\partial\phi}{\partial n} dn = \frac{\partial\phi}{\partial n} \mathbf{n} \cdot d\mathbf{r} = (\nabla\phi) \cdot d\mathbf{r}$$

and, in particular, if $d\mathbf{r}$ lies in the surface S_1 , we have

$$(8.10) \quad d\phi = (\nabla\phi) \cdot d\mathbf{r} = 0$$

showing that the vector $\nabla\phi$ is normal to the surface $\phi = \text{const.}$ Since the vector $d\mathbf{r}$ is arbitrary, we have from (8.9)

$$(8.11) \quad \nabla\phi = \left(\frac{\partial\phi}{\partial n}\right) \mathbf{n}$$

Hence $\nabla\phi$ is a vector whose magnitude is equal to the maximum rate of change of ϕ with respect to the space variables and has the direction of that change.

9. The Divergence and Gauss's Theorem. The scalar product of the vector operator ∇ and a vector \mathbf{A} gives a scalar that is called the divergence of \mathbf{A} ; that is,

$$(9.1) \quad \nabla \cdot \mathbf{A} = \frac{\partial A_x}{\partial x} + \frac{\partial A_y}{\partial y} + \frac{\partial A_z}{\partial z} = \text{divergence of } \mathbf{A}$$

This quantity has an important application in hydrodynamics. Consider a fluid of density $\rho(x,y,z,t)$ and velocity $\mathbf{v} = \mathbf{v}(x,y,z,t)$, and let

$$(9.2) \quad \mathbf{V} = \mathbf{v}\rho$$

If \mathbf{S} is the representative vector of the area of a plane surface, then $\mathbf{V} \cdot \mathbf{S}$ is the mass of fluid flowing through the surface S in a unit time.

Consider a small fixed rectangular parallelepiped of dimensions dx, dy, dz as shown in Fig. 9.1.

The mass of fluid flowing in through face F_1 per unit time is

$$(9.3) \quad V_y dx dz = (\rho v)_y dx dz$$

and that flowing out through face F_2 is

$$(9.4) \quad (V_{y+dy}) dx dz = \left(V_y + \frac{\partial V_y}{\partial y} dy \right) dx dz$$

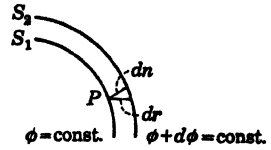


FIG. 8.1.

Hence the net increase of mass of fluid inside the parallelepiped per unit time is

$$(9.5) \quad V_y dx dz - \left(V_y + \frac{\partial V_y}{\partial y} dy \right) dx dz = - \frac{\partial V_y}{\partial y} dx dz dy$$

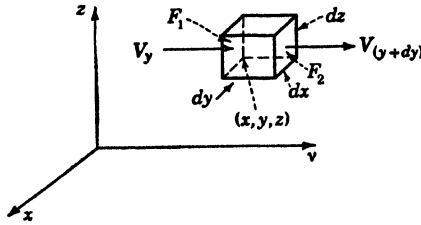


FIG. 9.1.

Considering the net increase of mass of fluid per unit time entering through the other two pairs of faces, we obtain

$$(9.6) \quad - \left(\frac{\partial V_x}{\partial x} + \frac{\partial V_y}{\partial y} + \frac{\partial V_z}{\partial z} \right) dx dy dz = - (\nabla \cdot \mathbf{V}) dx dy dz$$

as the total increase in mass in the parallelepiped per unit time.

But by the principle of conservation of matter, this must be equal to the time rate of increase of density multiplied by the volume of the parallelepiped. Hence

$$(9.7) \quad - (\nabla \cdot \mathbf{V}) dx dy dz = \left(\frac{\partial \rho}{\partial t} \right) dx dy dz$$

or

$$(9.8) \quad \nabla \cdot \mathbf{V} = - \frac{\partial \rho}{\partial t}$$

This is known in hydrodynamics as the equation of continuity. If the fluid is incompressible, then

$$(9.9) \quad \nabla \cdot \mathbf{V} = - \frac{\partial \rho}{\partial t} = 0$$

The name divergence originated in this interpretation of $\nabla \cdot \mathbf{V}$. For since $-\nabla \cdot \mathbf{V}$ represents the excess of the inward over the outward flow, or the convergence of the fluid, so $\nabla \cdot \mathbf{V}$ represents the excess of the outward over the inward flow, or the divergence of the fluid.

Surface Integral. Consider a surface s as shown in Fig. 9.2.

Divide the surface into the representative vectors $d\mathbf{s}_1, d\mathbf{s}_2, \dots$ etc.

Let \mathbf{V}_1 be the value of the vector function of position $V_i(x, y, z)$ at $d\mathbf{s}_i$.

Then

$$(9.10) \quad \lim_{\substack{\Delta s_i \rightarrow 0 \\ n \rightarrow \infty}} \sum_{i=1}^n \mathbf{V}_i \cdot d\mathbf{s}_i = \int_s \mathbf{V} \cdot d\mathbf{s}$$

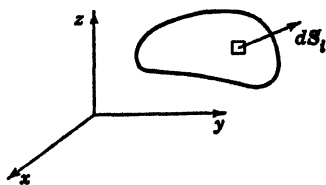


FIG. 9.2.

is known as the surface integral of \mathbf{V} over the surface s . The sign of the integral depends on which face of the surface is taken as positive. If the surface is closed, the outward normal is taken as positive.

Since

$$(9.11) \quad d\mathbf{s} = i ds_x + j ds_y + k ds_z$$

we have

$$(9.12) \quad \int_s \mathbf{V} \cdot d\mathbf{s} = \int \int (V_x ds_x + V_y ds_y + V_z ds_z)$$

The surface integral of a vector \mathbf{V} is called the flux of \mathbf{V} throughout the surface.

Gauss's Theorem. This is one of the most important theorems of vector analysis. It states that the volume integral of the divergence of a vector field \mathbf{A} taken over any volume V is equal to the surface integral of \mathbf{A} taken over the closed surface surrounding the volume V ; that is,

$$(9.13) \quad \int \int \int_v (\nabla \cdot \mathbf{A}) dv = \int_s \mathbf{A} \cdot d\mathbf{s}$$

To prove Gauss's theorem, let us expand the left side of Eq. (9.13). We then have

$$(9.14) \quad \int \int \int (\nabla \cdot \mathbf{A}) dv = \int \int \int_v \left(\frac{\partial A_x}{\partial x} + \frac{\partial A_y}{\partial y} + \frac{\partial A_z}{\partial z} \right) dx dy dz = \int \int \int_v \frac{\partial A_x}{\partial x} dx dy dz + \int \int \int_v \frac{\partial A_y}{\partial y} dx dy dz + \int \int \int_v \frac{\partial A_z}{\partial z} dx dy dz$$

Let us consider the first integral on the right. Integrate with respect to x , that is, doing a strip of cross section $dy dz$ extending from P_1 to P_2 of Fig. 9.3.

We thus obtain

$$(9.15) \quad \int \int \int_v \frac{\partial A_x}{\partial x} dx dy dz = \int \int [A_x(x_2, y, z) - A_x(x_1, y, z)] dy dz$$

Here (x_1, y, z) are the coordinates of P_1 and (x_2, y, z) are the coordinates of P_2 . Now at P_1 we have

$$(9.16) \quad dy \, dz = -ds_x$$

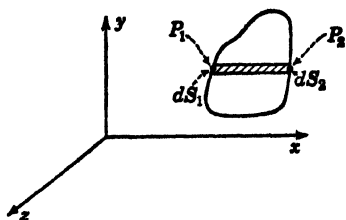


FIG. 9.3.

At P_2 we have

$$(9.17) \quad dy \, dz = ds_x$$

Therefore

$$(9.18) \quad \iiint_v \frac{\partial A_x}{\partial x} dx \, dy \, dz = \iint_s A_x \, ds_x$$

where the surface integral on the right is evaluated over the entire surface. In the same manner we obtain

$$(9.19) \quad \iiint_v \frac{\partial A_y}{\partial y} dx \, dy \, dz = \iint_s A_y \, ds_y$$

$$(9.20) \quad \iiint_v \frac{\partial A_z}{\partial z} dx \, dy \, dz = \iint_s A_z \, ds_z$$

If we now add (9.18), (9.19), and (9.20) we obtain Gauss's theorem.

$$(9.21) \quad \iiint_v (\nabla \cdot \mathbf{A}) \, dv = \iint_s (A_x \, ds_x + A_y \, ds_y + A_z \, ds_z) = \iint_s \mathbf{A} \cdot d\mathbf{s}$$

Green's Theorem. By the use of Gauss's theorem we are able to make some important transformations. Consider

$$(9.22) \quad \mathbf{A} = u \nabla w$$

that is, let the vector field \mathbf{A} be the product of a scalar function u and the gradient of another scalar function w . Consider

$$(9.23) \quad \begin{aligned} \nabla \cdot \mathbf{A} &= \frac{\partial A_x}{\partial x} + \frac{\partial A_y}{\partial y} + \frac{\partial A_z}{\partial z} = \frac{\partial}{\partial x} \left(u \frac{\partial w}{\partial x} \right) + \frac{\partial}{\partial y} \left(u \frac{\partial w}{\partial y} \right) + \frac{\partial}{\partial z} \left(u \frac{\partial w}{\partial z} \right) \\ &= u \left(\frac{\partial^2 w}{\partial x^2} + \frac{\partial^2 w}{\partial y^2} + \frac{\partial^2 w}{\partial z^2} \right) + \frac{\partial u}{\partial x} \frac{\partial w}{\partial x} + \frac{\partial u}{\partial y} \frac{\partial w}{\partial y} + \frac{\partial u}{\partial z} \frac{\partial w}{\partial z} \\ &= u \nabla^2 w + \nabla u \cdot \nabla w \end{aligned}$$

If we place this value of $\nabla \cdot \mathbf{A}$ in the left side of Gauss's theorem (9.21), we obtain

$$(9.24) \quad \iiint_V (u \nabla^2 w + \nabla u \cdot \nabla w) dv = \int_S (u \nabla w) \cdot d\mathbf{s}$$

This transformation is referred to as the first form of Green's theorem.

In (9.24) if we interchange the functions u and w , we obtain

$$(9.25) \quad \iiint_V (w \nabla^2 u + \nabla w \cdot \nabla u) dv = \int_S (w \nabla u) \cdot d\mathbf{s}$$

If we now subtract Eq. (9.25) from Eq. (9.24) we obtain

$$(9.26) \quad \iiint_V (u \nabla^2 w - w \nabla^2 u) dv = \int_S (u \nabla w - w \nabla u) \cdot d\mathbf{s}$$

This transformation is referred to as the second form of Green's theorem. The transformations (9.24) and (9.26) are of extreme importance in the fields of electrodynamics and hydrodynamics.

10. The Curl of a Vector Field and Stokes's Theorem. *The Line Integral.*

Let \mathbf{A} be a vector field in space and AB (Fig. 10.1) a curve described in the sense A to B .

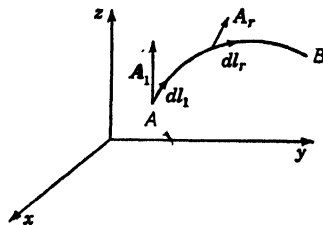


FIG. 10.1.

Let the curve be divided into vector elements dl_1, dl_2, \dots, dl_3 , etc., and take the scalar product $\mathbf{A}_1 \cdot dl_1$ of \mathbf{A} at the point A , and $\mathbf{A}_2 \cdot dl_2$ of \mathbf{A} at the point C , and $\mathbf{A}_3 \cdot dl_3$ of \mathbf{A} at the point D and dl_3 , and so on. The sum of these scalar products, that is,

$$(10.1) \quad \int_A^B \mathbf{A} \cdot d\mathbf{l} = \sum_A^B \mathbf{A}_r \cdot d\mathbf{l}_r$$

summed up along the entire length of the curve is known as the line integral of \mathbf{A} along the curve AB . It is obvious that the line integral from B to A is the negative of that from A to B .

In terms of Cartesian components, we can write

$$(10.2) \quad \int_A^B \mathbf{A} \cdot d\mathbf{l} = \int_A^B (A_x dx + A_y dy + A_z dz)$$

If \mathbf{F} represents the force on a moving particle, then the line integral of \mathbf{F} over the path described by the particle is the work done by the force.

Let \mathbf{A} be the gradient $\nabla \phi$ of a scalar function of position; that is,

$$(10.3) \quad \mathbf{A} = \nabla \phi$$

Then

$$(10.4) \quad \int_A^B \mathbf{A} \cdot d\mathbf{l} = \int_A^B (\nabla\phi) \cdot d\mathbf{l} = \int_A^B \left(\frac{\partial\phi}{\partial x} dx + \frac{\partial\phi}{\partial y} dy + \frac{\partial\phi}{\partial z} dz \right)$$

But we have

$$(10.5) \quad \frac{\partial\phi}{\partial x} dx + \frac{\partial\phi}{\partial y} dy + \frac{\partial\phi}{\partial z} dz = d\phi$$

the total derivative of ϕ . We thus have

$$(10.6) \quad \int_A^B \mathbf{A} \cdot d\mathbf{l} = \int_A^B d\phi = \phi_B - \phi_A$$

where ϕ_B and ϕ_A are the values of ϕ at the points B and A , respectively. It follows from this that the line integral of the gradient of any scalar function of position ϕ around a closed curve vanishes, because if the curve is closed, the points A and B are coincident and the line integral is equal to $\phi_A - \phi_A$ which is zero. The line integral around a closed curve

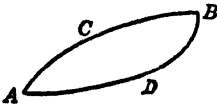


FIG. 10.2.

is denoted by a integral sign with a circle around it, as follows:

$$\oint \mathbf{A} \cdot d\mathbf{l}$$

Let us suppose that the line integral of \mathbf{A} vanishes about *every* closed path in space. If we denote the path of integration by a subscript under the integral sign (Fig. 10.2),

$$(10.7) \quad \int_{ACB} \mathbf{A} \cdot d\mathbf{l} - \int_{ADB} \mathbf{A} \cdot d\mathbf{l} = \int_{ACB} \mathbf{A} \cdot d\mathbf{l} + \int_{BDA} \mathbf{A} \cdot d\mathbf{l} = 0$$

and therefore

$$(10.8) \quad \int_{ACB} \mathbf{A} \cdot d\mathbf{l} = \int_{ADB} \mathbf{A} \cdot d\mathbf{l}$$

This shows that the line integral of \mathbf{A} from A to B is independent of the path followed. It is apparent, therefore that it can depend only upon the initial point A and the final point B of the path, that is,

$$(10.9) \quad \int_A^B \mathbf{A} \cdot d\mathbf{l} = \phi_B - \phi_A$$

Now if we take the two points A and B very close together, we have

$$(10.10) \quad \mathbf{A} \cdot d\mathbf{l} = d\phi = (\nabla\phi) \cdot d\mathbf{l}$$

or

$$(10.11) \quad (\mathbf{A} - \nabla\phi) \cdot d\mathbf{l} = 0$$

As this is true for all directions, the vector $(\mathbf{A} - \nabla\phi)$ can have no component in any direction, and hence it must vanish. Therefore

$$(10.12) \quad \mathbf{A} = \nabla\phi$$

That is, if the line integral of \mathbf{A} vanishes about every closed path, \mathbf{A} must be the gradient of some scalar function ϕ .

The Curl of a Vector Field. If \mathbf{A} is a vector field, the curl or rotation of \mathbf{A} is defined as the vector function of space obtained by taking the vector product of the operator ∇ and \mathbf{A} . That is,

$$(10.13) \quad \text{Curl } \mathbf{A} = \nabla \times \mathbf{A} \\ = i \left(\frac{\partial A_z}{\partial y} - \frac{\partial A_y}{\partial z} \right) + j \left(\frac{\partial A_x}{\partial z} - \frac{\partial A_z}{\partial x} \right) + k \left(\frac{\partial A_y}{\partial x} - \frac{\partial A_x}{\partial y} \right)$$

This may be written conveniently in the following determinantal form:

$$(10.14) \quad \nabla \times \mathbf{A} = \begin{vmatrix} i & j & k \\ \frac{\partial}{\partial x} & \frac{\partial}{\partial y} & \frac{\partial}{\partial z} \\ A_x & A_y & A_z \end{vmatrix}$$

If $\mathbf{A} = \nabla\phi$,

$$(10.15) \quad \nabla \times \mathbf{A} = \nabla \times (\nabla\phi) = i \left(\frac{\partial^2 \phi}{\partial y \partial z} - \frac{\partial^2 \phi}{\partial z \partial y} \right) + \\ j \left(\frac{\partial^2 \phi}{\partial z \partial x} - \frac{\partial^2 \phi}{\partial x \partial z} \right) + k \left(\frac{\partial^2 \phi}{\partial x \partial y} - \frac{\partial^2 \phi}{\partial y \partial x} \right) = 0$$

It thus follows that if \mathbf{A} is the gradient of a scalar the curl of \mathbf{A} vanishes.

Line Integral in a Plane. To show the connection between the line integral and the curl of a vector field, let us compute the line integral of a vector field \mathbf{A} around an infinitesimal rectangle of side Δx and Δy lying in the xy plane as shown in Fig. 10.3. That is, we shall compute $\oint \mathbf{A} \cdot d\mathbf{l}$ around this rectangle.

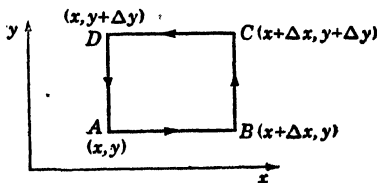


FIG. 10.3.

We may write down the various contributions to this integral as follows:

- Along AB : $A_x \Delta x$
- Along BC : $\left(A_y + \frac{\partial A_y}{\partial x} \Delta x \right) \Delta y$
- Along CD : $-\left(A_x + \frac{\partial A_x}{\partial y} \Delta y \right) \Delta x$
- Along DA : $-A_y \Delta y$

where we have made use of the fact that Δx and Δy are infinitesimals. Adding the various contributions, we obtain

$$(10.16) \quad \oint_{ABCD} \mathbf{A} \cdot d\mathbf{l} = \left(\frac{\partial A_y}{\partial x} - \frac{\partial A_x}{\partial y} \right) \Delta x \Delta y$$

In view of (10.13), this may be written in the form

$$(10.17) \quad \oint_{ABCD} \mathbf{A} \cdot d\mathbf{l} = (\nabla \times \mathbf{A})_z ds_{xy}$$

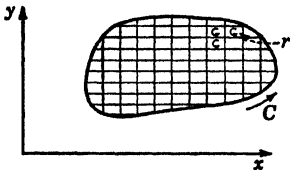


FIG. 10.4.

where $(\nabla \times \mathbf{A})_z$ is the z component of the curl of \mathbf{A} and ds_{xy} is the area of the rectangle $ABCD$.

Consider now a closed curve in the xy plane as shown in Fig. 10.4. Divide the space inside C by a network of lines joining a network of infinitesimal rectangles.

If we take the sum of the line integrals around the various meshes, we obtain

$$(10.18) \quad \sum_{r=1}^{\infty} \oint_r \mathbf{A} \cdot d\mathbf{l} = \sum_{r=1}^{\infty} (\nabla \times \mathbf{A})_z ds_{xy}$$

Now it is easily seen that the contributions to the line integrals of adjoining meshes neutralize each other because they are traversed in opposite directions; the only contributions which are not neutralized are those on the periphery of the surface. Hence,

$$(10.19) \quad \sum_{r=1}^{\infty} \oint_r \mathbf{A} \cdot d\mathbf{l} = \oint_C \mathbf{A} \cdot d\mathbf{l}$$

where the line integral on the right is taken along the boundary curve C in the positive sense.

Now the sum on the right of (10.18) reduces to the following integral:

$$(10.20) \quad \sum (\nabla \times \mathbf{A})_z ds_{xy} = \int_s \int (\nabla \times \mathbf{A})_z ds_{xy}$$

Hence substituting this into (10.18) we obtain

$$(10.21) \quad \oint_C \mathbf{A} \cdot d\mathbf{l} = \int_s \int (\nabla \times \mathbf{A})_z ds_{xy}$$

That is, the line integral of a vector field \mathbf{A} about the contour C of a plane surface S is equal to the surface integral of the normal component of the curl of \mathbf{A} to the surface throughout the surface s .

Consider now the triangular surface of Fig. 10.5.

It is easy to see that

$$(10.22) \quad \oint_{ABC} \mathbf{A} \cdot d\mathbf{l} = \oint_{OBC} \mathbf{A} \cdot d\mathbf{l} + \oint_{OCA} \mathbf{A} \cdot d\mathbf{l} + \oint_{OAB} \mathbf{A} \cdot d\mathbf{l}$$

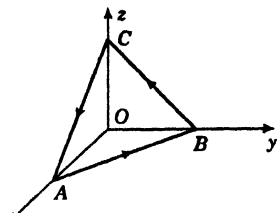


FIG. 10.5.

since the contribution along the lines OA , OB , and OC cancel each other. However, as a consequence of (10.21), we have

$$(10.23) \quad \begin{cases} \int_{OBC} \mathbf{A} \cdot d\mathbf{l} = \int_{OBC} (\nabla \times \mathbf{A})_x \, dy \, dz \\ \int_{OCA} \mathbf{A} \cdot d\mathbf{l} = \int_{OCA} (\nabla \times \mathbf{A})_y \, dz \, dx \\ \int_{OAB} \mathbf{A} \cdot d\mathbf{l} = \int_{OAB} (\nabla \times \mathbf{A})_z \, dx \, dy \end{cases}$$

If we add these equations and make use of (10.22), we obtain

$$(10.24) \quad \oint_{ABC} \mathbf{A} \cdot d\mathbf{l} = \int_{OBC} (\nabla \times \mathbf{A})_x \, dy \, dz + \int_{OCA} (\nabla \times \mathbf{A})_y \, dz \, dx + \int_{OAB} (\nabla \times \mathbf{A})_z \, dx \, dy$$

Now we may write

$$(10.25) \quad \begin{aligned} d\mathbf{s} &= i \, ds_x + j \, ds_y + k \, ds_z \\ &= i \, dy \, dz + j \, dx \, dz + k \, dx \, dy \end{aligned}$$

for the projections of the representative surface vector s of the plane ABC to the yz , xz , and xy planes.

Using this notation, (10.24) becomes

$$(10.26) \quad \oint_{ABC} \mathbf{A} \cdot d\mathbf{l} = \int_{ABC} (\nabla \times \mathbf{A}) \cdot d\mathbf{s}$$

Consider now the open surface of Fig. 10.6.

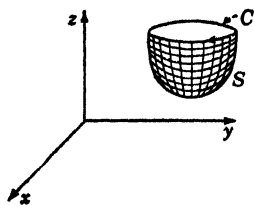


FIG. 10.6.

We can regard the surface s of this open surface as being made up of an infinite number of elementary triangular surfaces. If we label r the typical triangle, we have from (10.26)

$$(10.27) \quad \sum_r \oint_r \mathbf{A} \cdot d\mathbf{l} = \sum_r \int_r (\nabla \times \mathbf{A}) \cdot d\mathbf{s}$$

Now the sum of the line integrals of the elementary triangles reduces to a line integration about the periphery C of the closed surface S since the line integrations along adjacent triangles are described in opposite senses and hence cancel. We therefore have

$$(10.28) \quad \sum \oint_r \mathbf{A} \cdot d\mathbf{l} = \int_s \int \mathbf{A} \cdot d\mathbf{l}$$

In the limit, the summator on the right of (10.27) reduces to an integral and we have

$$(10.29) \quad \sum \oint_r (\nabla \times \mathbf{A}) \cdot d\mathbf{s} = \int_s \int (\nabla \times \mathbf{A}) \cdot d\mathbf{s}$$

As a consequence of (10.19), we then have

$$(10.30) \quad \oint_C \mathbf{A} \cdot d\mathbf{l} = \int_s \int (\nabla \times \mathbf{A}) \cdot d\mathbf{s}$$

This relation is known as Stokes's theorem. It states that the surface integral of the curl of a vector field \mathbf{A} taken over any surface S is equal to the line integral of \mathbf{A} around the periphery of the surface.

If the surface to which Stokes's theorem is applied is a closed surface, the length of the periphery is zero and then

$$(10.31) \quad \oint \oint_s (\nabla \times \mathbf{A}) \cdot d\mathbf{s} = 0$$

By the use of Stokes's theorem we see that if $\nabla \times \mathbf{A} = 0$ everywhere, \mathbf{A} is the gradient of a scalar junction. Because if $\nabla \times \mathbf{A} = 0$ then the line integral of \mathbf{A} around any closed curve vanishes. This is just the condition that \mathbf{A} should be the gradient of a scalar junction.

11. Successive Applications of the Operator ∇ . It frequently happens in various applications of vector analysis that we must operate successively with the operator ∇ . For example, since the curl of a vector field \mathbf{A} , $\nabla \times \mathbf{A}$ is a vector, \mathbf{B} field it is possible to take the curl of \mathbf{B} , that is,

$$(11.1) \quad \nabla \times \mathbf{B} = \nabla \times (\nabla \times \mathbf{A})$$

If we expand this equation in terms of the Cartesian coordinates of \mathbf{A} , we obtain

$$(11.2) \quad \begin{aligned} \nabla \times (\nabla \times \mathbf{A}) &= i \left[\frac{\partial}{\partial y} \left(\frac{\partial A_y}{\partial x} - \frac{\partial A_x}{\partial y} \right) - \frac{\partial}{\partial z} \left(\frac{\partial A_x}{\partial z} - \frac{\partial A_z}{\partial x} \right) \right] +, \text{ etc.} \\ &= i \left(\frac{\partial^2 A_y}{\partial y \partial x} + \frac{\partial^2 A_x}{\partial z \partial x} - \frac{\partial^2 A_x}{\partial y^2} - \frac{\partial^2 A_x}{\partial z^2} \right) +, \text{ etc.} \end{aligned}$$

$$\begin{aligned}
 &= i \left[\frac{\partial}{\partial x} \left(\frac{\partial A_x}{\partial x} + \frac{\partial A_y}{\partial y} + \frac{\partial A_z}{\partial z} \right) - \right. \\
 &\qquad \qquad \qquad \left. \left(\frac{\partial^2}{\partial x^2} + \frac{\partial^2}{\partial y^2} + \frac{\partial^2}{\partial z^2} \right) A_x \right] +, \text{ etc.} \\
 &= \nabla(\nabla \cdot \mathbf{A}) - \nabla^2 \mathbf{A}
 \end{aligned}$$

In the same manner, the following vector identities may be established by expanding ∇ and the other vectors concerned in terms of their components:

$$(11.3) \quad \nabla \cdot (u\mathbf{A}) = u(\nabla \cdot \mathbf{A}) + \mathbf{A} \cdot (\nabla u)$$

$$(11.4) \quad \nabla \times (u\mathbf{A}) = u(\nabla \times \mathbf{A}) + (\nabla u) \times \mathbf{A}$$

$$(11.5) \quad \nabla \cdot (\mathbf{A} \times \mathbf{B}) = \mathbf{B} \cdot (\nabla \times \mathbf{A}) - \mathbf{A} \cdot (\nabla \times \mathbf{B})$$

$$(11.6) \quad \nabla(\mathbf{A} \cdot \mathbf{B}) = \mathbf{A} \times (\nabla \times \mathbf{B}) + (\mathbf{A} \cdot \nabla)\mathbf{B} + \mathbf{B} \times (\nabla \times \mathbf{A}) + (\mathbf{B} \cdot \nabla)\mathbf{A}$$

$$(11.7) \quad \nabla \times (\mathbf{A} \times \mathbf{B}) = (\mathbf{B} \cdot \nabla)\mathbf{A} - (\mathbf{A} \cdot \nabla)\mathbf{B} - \mathbf{B}(\nabla \cdot \mathbf{A}) + \mathbf{A}(\nabla \cdot \mathbf{B})$$

$$(11.8) \quad \nabla \times (\nabla u) = 0$$

$$(11.9) \quad \nabla \cdot (\nabla \times \mathbf{A}) = 0$$

In the above set of equations, the vector $(\mathbf{A} \cdot \nabla)\mathbf{B}$ stands for the vector

$$\begin{aligned}
 (11.10) \quad (\mathbf{A} \cdot \nabla)\mathbf{B} &= i \left(A_x \frac{\partial B_x}{\partial x} + A_y \frac{\partial B_x}{\partial y} + A_z \frac{\partial B_x}{\partial z} \right) + \\
 &\quad j \left(A_x \frac{\partial B_y}{\partial x} + A_y \frac{\partial B_y}{\partial y} + A_z \frac{\partial B_y}{\partial z} \right) + \\
 &\quad k \left(A_x \frac{\partial B_z}{\partial x} + A_y \frac{\partial B_z}{\partial y} + A_z \frac{\partial B_z}{\partial z} \right)
 \end{aligned}$$

The above formulas are very useful in applications of vector analysis to various branches of engineering and physics.

12. Orthogonal Curvilinear Coordinates. Many calculations in applied mathematics can be simplified by choosing instead of a Cartesian coordinate system another kind of system that takes advantage of the relations of symmetry involved in the particular problem under consideration.

Let these new coordinates be denoted by u_1, u_2, u_3 . These are defined by specifying the Cartesian coordinates x, y, z as functions of u_1, u_2, u_3 , as follows:

$$(12.1) \quad \begin{cases} x = x(u_1, u_2, u_3) \\ y = y(u_1, u_2, u_3) \\ z = z(u_1, u_2, u_3) \end{cases}$$

We shall confine ourselves to the case when the three families of surfaces $u_1 = \text{const.}$, $u_2 = \text{const.}$, $u_3 = \text{const.}$ are orthogonal to one another. In that case the line element ds is given by

$$(12.2) \quad ds^2 = h_1^2 du_1^2 + h_2^2 du_2^2 + h_3^2 du_3^2$$

where h_1, h_2, h_3 may be functions of u_1, u_2, u_3 . We shall also adopt the convention that the new coordinate system shall be right-handed like the old.

Consider now the infinitesimal parallelepiped whose diagonal is the line element ds and whose faces coincide with the planes $u_1 = \text{const.}$ or $u_2 = \text{const.}$ or $u_3 = \text{const.}$ (see Fig. 12.1).

The lengths of its edges are then $h_1 du_1, h_2 du_2, h_3 du_3$, and its volume is $h_1 h_2 h_3 du_1 du_2 du_3$. Furthermore let $\phi(u_1, u_2, u_3)$ be a scalar function and \mathbf{A} be a vector field with components A_1, A_2, A_3 in the three directions in which the coordinates u_1, u_2, u_3 increase. The u_1 component of the gradient of ϕ we can compute at once since by definition

$$(12.3) \quad \begin{aligned} (\text{grad } \phi)_1 &= \lim_{du_1 \rightarrow 0} \frac{\phi(A) - \phi(O)}{h_1 du_1} \\ &= \frac{1}{h_1} \frac{\partial \phi}{\partial u_1} \end{aligned}$$

we have also similar relations for the directions 2 and 3.

In order to calculate the divergence of a vector field \mathbf{A} we use Gauss's theorem,

$$(12.4) \quad \iiint (\nabla \cdot \mathbf{A}) dV = \iint_s \mathbf{A} \cdot d\mathbf{s}$$

The contribution to the integral $\iint \mathbf{A} \cdot d\mathbf{s}$ through the area $OBHC$, taken in the direction of the outward normal is $-A_1 h_2 h_3 du_2 du_3$, while that through the area $AFGJ$ is

$$\left[A_1 h_2 h_3 du_2 du_3 + \frac{\partial}{\partial u_1} (A_1 h_2 h_3) du_1 du_2 du_3 \right]$$

From these and the corresponding expressions for the other two pairs of surfaces, we have by (12.4)

$$(12.5) \quad \begin{aligned} \lim_{V \rightarrow 0} \iiint (\nabla \cdot \mathbf{A}) dv &= (\nabla \cdot \mathbf{A}) h_1 h_2 h_3 du_1 du_2 du_3 \\ &= \iint \mathbf{A} \cdot d\mathbf{s} \end{aligned}$$

we thus obtain

$$(12.6) \quad \nabla \cdot \mathbf{A} = \frac{1}{h_1 h_2 h_3} \left[\frac{\partial}{\partial u_1} (h_2 h_3 A_1) + \frac{\partial}{\partial u_2} (h_3 h_1 A_2) + \frac{\partial}{\partial u_3} (h_1 h_2 A_3) \right]$$

if $\mathbf{A} = \nabla\phi$,

$$(12.7) \quad \nabla^2\phi = \frac{1}{h_1 h_2 h_3} \left[\frac{\partial}{\partial u_1} \left(\frac{h_2 h_3}{h_1} \frac{\partial \phi}{\partial u_1} \right) + \frac{\partial}{\partial u_2} \left(\frac{h_1 h_3}{h_2} \frac{\partial \phi}{\partial u_2} \right) + \frac{\partial}{\partial u_3} \left(\frac{h_1 h_2}{h_3} \frac{\partial \phi}{\partial u_3} \right) \right]$$

The components of the curl of \mathbf{A} may be found by Stokes's theorem,

$$(12.8) \quad \iint_s (\nabla \times \mathbf{A}) \cdot d\mathbf{s} = \oint \mathbf{A} \cdot d\mathbf{l}$$

For example, the component 1 of the curl of \mathbf{A} is obtained by applying Stokes's theorem to the surface $OBHC$. We calculate

$$(12.9) \quad \begin{aligned} \oint_{OBHC} \mathbf{A} \cdot d\mathbf{l} &= \int_O^B \mathbf{A} \cdot d\mathbf{l} + \int_B^H \mathbf{A} \cdot d\mathbf{l} + \int_H^C \mathbf{A} \cdot d\mathbf{l} + \int_C^O \mathbf{A} \cdot d\mathbf{l} \\ &= (A_2 h_2 du_2) + \left[A_3 h_3 du_3 + \frac{\partial}{\partial u_2} (A_3 h_3) du_2 du_3 \right] - \\ &\quad \left[A_2 h_2 du_2 + \frac{\partial}{\partial u_3} (A_2 h_2) du_2 du_3 \right] - (A_3 h_3 du_3) \\ &= \left[\frac{\partial}{\partial u_2} (A_3 h_3) - \frac{\partial}{\partial u_3} (A_2 h_2) \right] du_2 du_3 \end{aligned}$$

By Stokes's theorem, this equals the 1 component of the curl of \mathbf{A} , $(\nabla \times \mathbf{A})_1$, multiplied by the area of the face $OBHC$. That is,

$$(12.10) \quad (\nabla \times \mathbf{A})_1 h_2 h_3 du_2 du_3 = \left[\frac{\partial}{\partial u_2} (A_3 h_3) - \frac{\partial}{\partial u_3} (A_2 h_2) \right] du_2 du_3$$

Hence

$$(12.11) \quad (\nabla \times \mathbf{A})_1 = \frac{1}{h_2 h_3} \left[\frac{\partial}{\partial u_2} (A_3 h_3) - \frac{\partial}{\partial u_3} (A_2 h_2) \right]$$

By a cyclic change of the indices, we obtain

$$(12.12) \quad (\nabla \times \mathbf{A})_2 = \frac{1}{h_3 h_1} \left[\frac{\partial}{\partial u_3} (h_1 A_1) - \frac{\partial}{\partial u_1} (h_3 A_3) \right]$$

$$(12.13) \quad (\nabla \times \mathbf{A})_3 = \frac{1}{h_1 h_2} \left[\frac{\partial}{\partial u_1} (h_2 A_2) - \frac{\partial}{\partial u_2} (h_1 A_1) \right]$$

If we introduce unit vectors along the direction 1, 2, and 3, \mathbf{i}_1 , \mathbf{i}_2 , \mathbf{i}_3 , we may write symbolically

$$(12.14) \quad (\nabla \times \mathbf{A}) = \frac{1}{h_1 h_2 h_3} \begin{vmatrix} h_1 \mathbf{i}_1 & h_2 \mathbf{i}_2 & h_3 \mathbf{i}_3 \\ \frac{\partial}{\partial u_1} & \frac{\partial}{\partial u_2} & \frac{\partial}{\partial u_3} \\ h_1 A_1 & h_2 A_2 & h_3 A_3 \end{vmatrix}$$

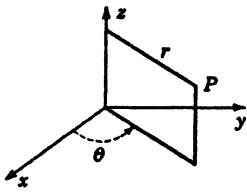


FIG. 12.2.

In the case of Cartesian coordinates, we have $u_1 = x, u_2 = y, u_3 = z, h_1 = h_2 = h_3 = 1$, and $i_1 = i, i_2 = j, i_3 = k$. In this case, (12.14) reduces to (10.14).

We shall now apply these general formulas to two special cases that are particularly important in applications.

a. Cylindrical Coordinates. The position of a point in space may be determined by the cylindrical coordinate system of Fig. 12.2.

In this case we have

$$(12.15) \quad \begin{aligned} x &= r \cos \theta \\ y &= r \sin \theta \\ z &= z \end{aligned}$$

$$(12.16) \quad ds^2 = dr^2 + r^2 d\theta^2 + dz^2$$

We have, therefore, in this case

$$(12.17) \quad \begin{cases} u_1 = r & h_1 = 1 \\ u_2 = \theta & \text{and } h_2 = r \\ u_3 = z & h_3 = 1 \end{cases}$$

By (12.3) we obtain

$$(12.18) \quad \text{grad}_r \phi = \frac{\partial \phi}{\partial r}, \quad \text{grad}_\theta \phi = \frac{1}{r} \frac{\partial \phi}{\partial \theta}, \quad \text{grad}_z \phi = \frac{\partial \phi}{\partial z}$$

By (12.6) we have

$$(12.19) \quad \nabla \cdot \mathbf{A} = \frac{1}{r} \frac{\partial}{\partial r} (rA_r) + \frac{1}{r} \frac{\partial A_\theta}{\partial \theta} + \frac{\partial A_z}{\partial z}$$

The Laplacian operator as given by (12.7) gives

$$(12.20) \quad \nabla^2 \phi = \frac{1}{r} \frac{\partial}{\partial r} \left(r \frac{\partial \phi}{\partial r} \right) + \frac{1}{r^2} \frac{\partial^2 \phi}{\partial \theta^2} + \frac{\partial^2 \phi}{\partial z^2}$$

We obtain the components of the curl of \mathbf{A} by (12.11), (12.12), and (12.13).

$$(12.21) \quad (\nabla \times \mathbf{A})_r = \frac{1}{r} \frac{\partial A_z}{\partial \theta} - \frac{\partial A_\theta}{\partial z}$$

$$(12.22) \quad (\nabla \times \mathbf{A})_\theta = \frac{\partial A_r}{\partial z} - \frac{\partial A_z}{\partial r}$$

$$(12.23) \quad (\nabla \times \mathbf{A})_z = \frac{1}{r} \left[\frac{\partial}{\partial r} (rA_\theta) - \frac{\partial A_r}{\partial \theta} \right]$$

§B. Spherical Polar Coordinates. Another very important coordinate system is that of spherical polar coordinates as shown in Fig. 12.3.

In this case, we have

$$(12.24) \quad \begin{aligned} x &= r \sin \theta \cos \phi \\ y &= r \sin \theta \sin \phi \\ z &= r \cos \theta \\ ds^2 &= dr^2 + r^2 \sin^2 \theta d\phi^2 + r^2 d\theta^2 \end{aligned}$$

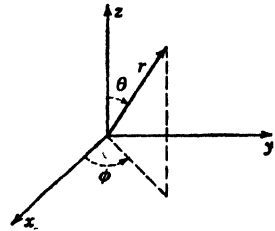


FIG. 12.3.

We have therefore

$$(12.25) \quad \begin{cases} u_1 = r \\ u_2 = \theta \\ u_3 = \phi \end{cases} \quad \text{and} \quad \begin{cases} h_1 = 1 \\ h_2 = r \\ h_3 = r \sin \theta \end{cases}$$

$$(12.26) \quad (\text{grad } V)_r = \frac{\partial V}{\partial r}, \quad (\text{grad } V)_\theta = \frac{1}{r} \frac{\partial V}{\partial \theta},$$

$$(\text{grad } V)_\phi = \frac{1}{r \sin \theta} \frac{\partial V}{\partial \phi}$$

$$(12.27) \quad \nabla \cdot \mathbf{A} = \frac{1}{r^2} \frac{\partial}{\partial r} (r^2 A_r) + \frac{1}{r \sin \theta} \frac{\partial}{\partial \theta} (\sin \theta A_\theta) + \frac{1}{r \sin \theta} \frac{\partial A_\phi}{\partial \phi}$$

$$(12.28) \quad \nabla^2 V = \frac{1}{r^2} \frac{\partial}{\partial r} \left(r^2 \frac{\partial V}{\partial r} \right) + \frac{1}{r^2 \sin \theta} \frac{\partial}{\partial \theta} \left(\sin \theta \frac{\partial V}{\partial \theta} \right) + \frac{1}{r^2 \sin^2 \theta} \frac{\partial^2 V}{\partial \phi^2}$$

$$(12.29) \quad (\nabla \times \mathbf{A})_r = \frac{1}{r \sin \theta} \left[\frac{\partial}{\partial \theta} (\sin \theta A_\phi) - \frac{\partial A_\theta}{\partial \phi} \right]$$

$$(\nabla \times \mathbf{A})_\theta = \frac{1}{r} \left[\frac{1}{\sin \theta} \frac{\partial A_r}{\partial \phi} - \frac{\partial (r A_\phi)}{\partial r} \right]$$

$$(\nabla \times \mathbf{A})_\phi = \frac{1}{r} \left[\frac{\partial}{\partial r} (r A_\theta) - \frac{\partial A_r}{\partial \theta} \right]$$

13. Application to Hydrodynamics. Consider a region of space containing a fluid of density $\rho(x, y, z, t)$. Let V be the volume inside an arbitrary closed surface s located in this region. Let $Q(t)$ be the mass of fluid inside the volume V at any instant. Then

$$(13.1) \quad Q(t) = \iiint_V \rho \, dV$$

If v denotes the velocity of a typical particle of the fluid, the rate at which the mass of fluid inside V is *increasing* is

$$(13.2) \quad \frac{dQ}{dt} = - \iint_s (\rho \mathbf{v}) \cdot d\mathbf{s}$$

Now if we differentiate (13.1) with respect to time and equate the result to (13.2), we have

$$(13.3) \quad \frac{dQ}{dt} = \int \int \int_v \left(\frac{\partial \rho}{\partial t} \right) dV = - \int_s \int (\rho \mathbf{v}) \cdot d\mathbf{s}$$

But by Gauss's theorem, we have

$$(13.4) \quad \int \int (\rho \mathbf{v}) \cdot d\mathbf{s} = \int \int \int_v \nabla \cdot (\rho \mathbf{v}) dV$$

Substituting this into (13.3) and transposing, we obtain

$$(13.5) \quad \int \int \int_v \left[\frac{\partial \rho}{\partial t} + \nabla \cdot (\rho \mathbf{v}) \right] dV = 0$$

Now since the integrand is continuous and the volume V is arbitrary, we conclude that

$$(13.6) \quad \frac{\partial \rho}{\partial t} + \nabla \cdot (\rho \mathbf{v}) = 0$$

This is the basic equation of hydrodynamics and is known as the equation of continuity.

If the fluid is incompressible, then ρ is a constant and we have

$$(13.7) \quad \frac{\partial \rho}{\partial t} = 0 = \rho(\nabla \cdot \mathbf{v})$$

If the flow is irrotational, then we have

$$(13.8) \quad \nabla \times \mathbf{v} = 0$$

and we know from Sec. 10 that there exists a scalar function ϕ such that

$$(13.9) \quad \mathbf{v} = \nabla \phi$$

If the fluid is incompressible, then from (13.7) we have

$$(13.10) \quad \nabla \cdot \mathbf{v} = 0$$

and hence ϕ satisfies the equation

$$(13.11) \quad \nabla \cdot (\nabla \phi) = \nabla^2 \phi = 0$$

14. The Equation of Heat Flow in Solids. Consider a region inside a solid body such as a large block of metal. Let a closed surface S be situated inside this region. Let the volume inside the surface S be denoted by V .

In suitable units the amount of heat H inside the volume V of this body is given by

$$(14.1) \quad H = \int \int \int_v (uc\rho) dV$$

where $u = u(x, y, z, t)$ is the temperature of the body.

c = the specific heat of the body.

ρ = the density of the body.

It is an empirical fact that the rate of flow of heat *into* the volume V may be expressed in the following form:

$$(14.2) \quad \frac{dH}{dt} = \int_s \int \left(k \frac{\partial u}{\partial n} \right) ds$$

where k is a constant known as the thermal conductivity and $\left(\frac{\partial u}{\partial n} \right)$ is the derivative of the temperature with respect to the outward drawn normal to the surface s .

If we differentiate (14.1) with respect to t and equate the result to (14.2), we obtain

$$(14.3) \quad \frac{dH}{dt} = \int \int \int_V \left(c\rho \frac{\partial u}{\partial t} \right) dV = \int_s \int \left(k \frac{\partial u}{\partial n} \right) ds$$

If $d\mathbf{n}$ is a vector drawn in the direction of the outward drawn normal to the surface s , we have

$$(14.4) \quad du = (\nabla u) \cdot d\mathbf{n}$$

where du is the total derivative of the temperature and represents the change in temperature as one moves through the distance $d\mathbf{n}$. If we divide both sides of (14.4) by the differential $d\mathbf{n}$, we obtain thus

$$(14.5) \quad \frac{\partial u}{\partial n} = (\nabla u) \cdot \mathbf{n}$$

where \mathbf{n} represents a unit vector in the normal direction. We then have

$$(14.6) \quad \int_s \int \left(k \frac{\partial u}{\partial n} \right) ds = \int_s \int k(\nabla u) \cdot \mathbf{n} ds = \int_s \int (k \nabla u) \cdot d\mathbf{s}$$

If we let

$$(14.7) \quad \mathbf{q} = (k \nabla u)$$

we have in view of (14.3) and (14.6),

$$(14.8) \quad \int \int \int_V \left(c\rho \frac{\partial u}{\partial t} \right) dV = \int_s \int \mathbf{q} \cdot d\mathbf{s} = \int \int \int_V (\nabla \cdot \mathbf{q}) dV$$

where we have used Gauss's theorem to transform the last integral.

Transposing, we may write

$$(14.9) \quad \iiint_V \left(c\rho \frac{\partial u}{\partial t} - \nabla \cdot \mathbf{q} \right) dV = 0$$

Since the integral is continuous and the volume V is arbitrary, the integrand must vanish and we obtain

$$(14.10) \quad \nabla \cdot \mathbf{q} = c\rho \frac{\partial u}{\partial t}$$

or

$$(14.11) \quad \nabla \cdot (k \nabla u) = c\rho \frac{\partial u}{\partial t}$$

If k is a constant, we have

$$(14.12) \quad \nabla \cdot (k \nabla u) = k \nabla^2 u = c\rho \frac{\partial u}{\partial t}$$

or


$$(14.13) \quad \frac{\partial u}{\partial t} = \frac{k}{c\rho} \nabla^2 u = h^2 \nabla^2 u$$

where

$$(14.14) \quad h^2 = \frac{k}{c\rho}$$

The equation (14.13) was derived by Fourier in 1822 and is sometimes called the "heat-flow" or diffusion equation.

15. The Gravitational Potential. Consider two particles at Q and P of masses m_1 and m_2 , respectively. Then accordingly to the Newtonian law of gravitation, there is a force of attraction between them given in magnitude by the equation



$$(15.1) \quad F = k \frac{m_1 m_2}{r^2}$$

FIG. 15.1.

where k is a constant depending upon the units and r is the distance between the particles as shown in Fig. 15.1.

If we choose the unit of mass as that of a particle which, placed at a unit distance from one of equal mass, attracts it with unit force, the equation (15.1) becomes

$$(15.2) \quad F = \frac{m_1 m_2}{r^2}$$

If we denote the vector QP by \mathbf{r} , we may express the force per unit mass at P due to the attracting particle at Q by

$$(15.3) \quad \mathbf{F} = -\frac{m\mathbf{r}}{r^3} = \nabla \left(\frac{m}{r} \right)$$

\mathbf{F} is called the intensity of force or the gravitational field of force at the point P , and we note it may be expressed as the gradient of the scalar m/r . It follows therefore that \mathbf{F} satisfies the equation

$$(15.4) \quad \nabla \times \mathbf{F} = \nabla \times \left[\nabla \left(\frac{m}{r} \right) \right] = 0$$

and is therefore a conservative field of force.

Let us suppose that the particle m is stationary at Q and that another of unit mass moves under the attraction of the former from infinity up to P along any path. The work done by the force of attraction during an infinitesimal displacement $d\mathbf{x}$ of the unit mass is $\mathbf{F} \cdot d\mathbf{x}$. The total work done by the force while the unit particle moves from infinity up to P is

$$(15.5) \quad \int_{\infty}^r \mathbf{F} \cdot d\mathbf{x} = \int_{\infty}^r \nabla \left(\frac{m}{r} \right) \cdot d\mathbf{x} = \left(\frac{m}{r} \right) \Big|_{\infty}^r = \frac{m}{r}$$

This is independent of the path by which the particle comes to P and is called the *potential* at P due to the particle of mass at Q . Let us denote it by V . We then have

$$(15.6) \quad V = \frac{m}{r}$$

while the intensity of force at P due to it is

$$(15.7) \quad \mathbf{F} = \nabla \left(\frac{m}{r} \right) = \nabla V$$

That is, the intensity at any point is equal to the gradient of the potential.

If we now suppose that there are n particles of masses m_1, m_2, \dots, m_n , relative to which P has position vectors $\mathbf{r}_1 \dots \mathbf{r}_n$, respectively, then the force of attraction per unit mass at P due to the system is the vector sum of the intensities due to each, that is,

$$(15.8) \quad \mathbf{F} = \nabla \left(\frac{m_1}{r_1} \right) + \nabla \left(\frac{m_2}{r_2} \right) + \dots + \nabla \left(\frac{m_n}{r_n} \right) = \nabla \sum_{s=1}^n \frac{m_s}{r_s}$$

Now by the same argument as before, the work done by the attracting forces on a particle of unit mass while it moves from infinity up to P is

$$(15.9) \quad \int_{\infty}^P \mathbf{F} \cdot d\mathbf{x} = \sum_{s=1}^n \frac{m_s}{r_s} = V$$

Therefore the potential at P due to a system of particles is the sum of the potentials due to each. The potential V is a scalar function of position and, except at the points Q , where the masses are situated, it satisfies

$$(15.10) \quad \nabla^2 V = \nabla^2 \sum_{s=1}^n \frac{m_s}{r_s} = \sum_{s=1}^n \nabla^2 \left(\frac{m_s}{r_s} \right) = 0$$

which is Laplace's equation. Since $\mathbf{F} = \nabla V$, this means that at points excluding matter we must have

$$(15.11) \quad \nabla \cdot \mathbf{F} = 0$$

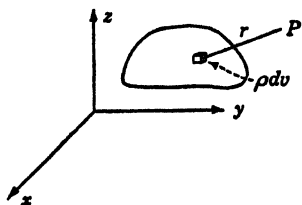


FIG. 15.2.

Continuous Distribution of Matter. Let us now suppose that the attracting matter forms a continuous body filling the space bounded by the closed surface s . We divide the body into an infinite number of elements of mass ρdV where ρ is the density of the body and dV is the element of volume of the body, as shown in Fig. 15.2.

If P is *outside* the body, the sum of Eq. (15.9) passes into the integral

$$(15.12) \quad V_P = \iiint \frac{\rho dV}{r}$$

where r is the distance from the element of volume dV to the point P . This gives the potential at p due to the entire body.

If the point P is *inside* the body, the integrand (15.12) becomes infinite. In that case we define the potential in the following manner. Surround the point P by a closed spherical surface s_0 and consider the potential due to the matter in the space between s_0 and s . The integrand is finite everywhere, since P is outside the region. Now let the surface s_0 decrease indefinitely, converging at the point P as a limit.

We then consider

$$(15.13) \quad V_P = \lim_{s_0 \rightarrow 0} \iiint \int_{s_0}^s \frac{\rho dv}{r}$$

Since the volume of s_0 is of the same order as r^3 where r is the radius of the sphere s_0 , while the integrand becomes infinite like $1/r$ if ρ is finite, the value of the above integral tends to a definite limit which is called the potential at P due to the whole body.

Poisson's Equation. We have seen that the potential factor satisfies $\nabla^2 V = 0$ or Laplace's equation in the region outside matter. Let us

now consider the equation satisfied by the potential in a region inside matter. Consider a point P inside a body of density ρ . Surround the point P by a sphere s_0 of radius a as shown in Fig. 15.3.

The gravitational field at the point P is the vector sum of the gravitational field \mathbf{F}_0 produced by the matter outside s_0 and \mathbf{F}_i produced by the matter inside s_0 . That is, we write

$$(15.14) \quad \mathbf{F}_P = \mathbf{F}_0 + \mathbf{F}_i$$

Now let us calculate $\nabla \cdot \mathbf{F}_P$, that is,

$$(15.15) \quad \nabla \cdot \mathbf{F}_P = \nabla \cdot \mathbf{F}_0 + \nabla \cdot \mathbf{F}_i$$

But since \mathbf{F}_0 is produced by matter outside s_0 , we have from (15.11)

$$(15.16) \quad \nabla \cdot \mathbf{F}_0 = 0$$

Hence we have

$$(15.17) \quad \nabla \cdot \mathbf{F}_P = \nabla \cdot \mathbf{F}_i$$

Consider the sphere of radius a , its mass is therefore equal to

$$(15.18) \quad m = \frac{4}{3}\pi\rho a^3$$

Now as a tends to zero, the intensity at the surface of this sphere is equal to

$$(15.19) \quad F_s = \frac{m}{a^2} = \frac{4}{3}\pi\rho a$$

in magnitude and in the direction of the inwardly drawn normal to the surface.

By Gauss's theorem, we then have

$$(15.20) \quad \lim_{a \rightarrow 0} \iiint (\nabla \cdot \mathbf{F}_i) dV = \lim_{a \rightarrow 0} (\nabla \cdot \mathbf{F}_i) \frac{4}{3}\pi a^3 \\ = \lim_{a \rightarrow 0} \iint \mathbf{F}_s \cdot d\mathbf{s} = \lim_{a \rightarrow 0} (-\frac{4}{3}\pi\rho a \cdot 4\pi a^2)$$

Hence,

$$(15.21) \quad \nabla \cdot \mathbf{F}_P = \nabla \cdot \mathbf{F}_i = -4\pi\rho$$

But $\mathbf{F}_P = \nabla V_P$

Hence by (15.21) the equation satisfied by the potential in a region containing matter is

$$(15.22) \quad \nabla^2 V = -4\pi\rho = \nabla \cdot \mathbf{F}$$

This relation is known as Poisson's equation. In view of (15.13) we see that we may take

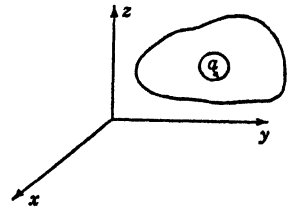


FIG. 15.3.

$$(15.23) \quad V = \int \int \int \frac{\rho}{r} dv$$

as a solution of Poisson's equation.*

Gauss's Law of Gravitation. As a consequence of Poisson's equation we may prove that the surface integral of the gravitational force \mathbf{F} over a closed surface s drawn in the field is equal to -4π times the total mass enclosed by the surface.

To establish this, apply Gauss's theorem to Eq. (15.22), we then have

$$(15.24) \quad \int_s \mathbf{F} \cdot d\mathbf{s} = \int \int \int_v (\nabla \cdot \mathbf{F}) dv = -4\pi \int \int \int_v \rho dv$$

But $\int \int \int \rho dv$ is the total mass enclosed by the surface s . This theorem has many applications in potential theory and in the theory of electrostatics.

16. Maxwell's Equations. The study of electrodynamics affords one of the most important applications of vector analysis. According to the modern point of view, by an electromagnetic field is understood the domain of the five vectors \mathbf{E} , \mathbf{B} , \mathbf{D} , \mathbf{H} , and \mathbf{J} . These vectors satisfy the differential equations

$$(16.1) \quad \nabla \times \mathbf{E} = - \frac{\partial \mathbf{B}}{\partial t}$$

$$(16.2) \quad \nabla \times \mathbf{H} = \mathbf{J} + \frac{\partial \mathbf{D}}{\partial t}$$

$$(16.3) \quad \nabla \cdot \mathbf{B} = 0$$

$$(16.4) \quad \nabla \cdot \mathbf{D} = \rho$$

and in a homogeneous isotropic medium we have the additional relations

$$(16.5) \quad \mathbf{D} = K\mathbf{E}$$

$$(16.6) \quad \mathbf{B} = \mu\mathbf{H}$$

$$(16.7) \quad \mathbf{J} = \sigma\mathbf{E}$$

The above set of differential equations are the fundamental equations of Maxwell written in a rationalized mks system of units. In this system of units we have

\mathbf{E} = electric intensity (volts/meter)

\mathbf{B} = magnetic induction (weber/meter)

\mathbf{D} = electric displacement (coulombs/meter²)

* For a more rigorous derivation of Poisson's integral, refer to O. D. Kellogg, "Foundations of Potential Theory," J. Springer, Berlin, 1929.

\mathbf{H} = magnetic intensity (amperes/meter)

\mathbf{J} = current density (amperes/meter²)

σ = electric conductivity (1/ohm-meter)

$K = K_r K_0$ = electric inductive capacity of the medium

$\mu = \mu_r \mu_0$ = magnetic inductive capacity of the medium

K_r = dielectric constant

μ_r = permeability

$K_0 = 8.854 \times 10^{-12}$ (farad/meter)

$\mu_0 = 4\pi \times 10^{-7} = 1.257 \times 10^{-6}$ (henry/meter)

ρ = charge density (coulombs/meter³)

$c = \frac{1}{\sqrt{K_0 \mu_0}} = 2.998 \times 10^8$ meters/second

The solution of electrodynamic problems depends on the solution of these equations in special cases. For example, we may discuss briefly the following special cases.

Electrostatics and Magnetostatics. In the case that the field vectors are independent of the time and $\mathbf{J} = 0$, we see that all the terms involving partial derivatives with respect to time vanish and the electric vectors and magnetic vectors become independent of each other. We then have

$$(16.8) \quad \nabla \times \mathbf{E} = 0$$

$$(16.9) \quad \nabla \cdot \mathbf{D} = \rho$$

$$(16.10) \quad \mathbf{D} = K\mathbf{E}$$

and

$$(16.11) \quad \nabla \times \mathbf{H} = 0$$

$$(16.12) \quad \nabla \cdot \mathbf{B} = 0$$

Since the curls of \mathbf{E} and \mathbf{H} vanish, we see that both these fields may be derived from potential functions. It is conventional to write

$$(16.13) \quad \mathbf{E} = -\nabla V_E$$

$$(16.14) \quad \mathbf{H} = -\Delta V_M$$

where V_E and V_M are the electric and magnetic scalar potentials, respectively.

In view of (16.9) and (16.12), we see that these potentials satisfy the equations

$$(16.15) \quad \nabla^2 V_E = -\frac{\rho}{K}$$

and

$$(16.16) \quad \nabla^2 V_M = 0$$

That is, the electric potential satisfies Poisson's equation and the magnetic potential satisfies Laplace's equation. If the charge density ρ vanishes, then both V_E and V_M satisfy Laplace's equation and the solution of electrostatic and magnetostatic problems reduce to the solution of this equation subject to the proper boundary conditions.

17. The Wave Equation. Let us eliminate the magnetic intensity vector \mathbf{H} from the Maxwell field equations. To do this, let us take the curl of both sides of Eq. (16.1), we then have

$$(17.1) \quad \nabla \times (\nabla \times \mathbf{E}) = -\mu \frac{\partial}{\partial t} (\nabla \times \mathbf{H})$$

in view of the fact that $\mathbf{B} = \mu\mathbf{H}$ and that the operators $\nabla \times$ and $\partial/\partial t$ are commutative.

Equation (16.2) may be written in the form

$$(17.2) \quad \nabla \times \mathbf{H} = \sigma\mathbf{E} + K \frac{\partial \mathbf{E}}{\partial t}$$

Substituting this into (17.1) and making use of the identity

$$(17.3) \quad \nabla \times (\nabla \times \mathbf{E}) = \nabla(\nabla \cdot \mathbf{E}) - \nabla^2 \mathbf{E}$$

we obtain

$$(17.4) \quad \nabla(\nabla \cdot \mathbf{E}) - \nabla^2 \mathbf{E} = -\mu K \frac{\partial^2 \mathbf{E}}{\partial t^2} - \mu\sigma \frac{\partial \mathbf{E}}{\partial t}$$

Now in view of (16.4), we have

$$(17.5) \quad \nabla \cdot \mathbf{E} = \frac{\rho}{K}$$

and it may be shown that in free space or in a conducting medium ρ is independent of the field distribution and may be taken to be equal to zero. Accordingly, the equation (17.4) becomes

$$(17.6) \quad \nabla^2 \mathbf{E} = \mu K \frac{\partial^2 \mathbf{E}}{\partial t^2} + \mu\sigma \frac{\partial \mathbf{E}}{\partial t}$$

As a consequence of (16.7) we also have

$$(17.7) \quad \nabla^2 \mathbf{J} = \mu K \frac{\partial^2 \mathbf{J}}{\partial t^2} + \mu\sigma \frac{\partial \mathbf{J}}{\partial t}$$

Eliminating \mathbf{E} from the Maxwell equations, we also obtain

$$(17.8) \quad \nabla^2 \mathbf{H} = \mu K \frac{\partial^2 \mathbf{H}}{\partial t^2} + \mu\sigma \frac{\partial \mathbf{H}}{\partial t}$$

It is thus seen that the three vectors \mathbf{H} , \mathbf{E} , and \mathbf{J} satisfy equations of the same form.

In free space, we have the conductivity $\sigma = 0$, and $\mu_r = K_r = 1$, we then obtain

$$(17.9) \quad \nabla^2 \mathbf{E} = \mu_0 K_0 \frac{\partial^2 \mathbf{F}}{\partial t^2}$$

and

$$(17.10) \quad \nabla^2 \mathbf{H} = \mu_0 K_0 \frac{\partial^2 \mathbf{H}}{\partial t^2}$$

If we let

$$(17.11) \quad c = \frac{1}{\sqrt{\mu_0 K_0}}$$

We may write (17.9) in the form

$$(17.12) \quad \nabla^2 \mathbf{E} = \frac{1}{c^2} \frac{\partial^2 \mathbf{E}}{\partial t^2}$$

This equation is the general wave equation in vector form and is discussed in Chap. XVI. It is there shown that this equation governs the propagation of various entities, such as electric waves, displacements of tightly stretched strings, deflections of membranes, etc. It will be shown that such disturbances are propagated with a velocity equal to c .

The equations (17.9) and (17.10) are taken as the starting point in the theory of electromagnetic waves. In this case, c is the velocity of light in free space and is approximately 3×10^8 meters per sec.

18. The Skin-effect or Diffusion Equation. In metals, σ is of the order of 10^7 (1/ohm meter), and it may be seen that the term involving the second derivative in (17.7) may be neglected for frequencies of the order of 10^{10} cycles/sec and lower. In such a case, this equation reduces to

$$(18.1) \quad \nabla^2 \mathbf{J} = \mu \sigma \frac{\partial \mathbf{J}}{\partial t}$$

We thus see that the current density in metals satisfies an equation of the same form as is satisfied by the equation of heat flow in solids as given in Sec. 14. In the electrical engineering literature this equation is called the "skin-effect" equation. The solution of this equation in various special cases is considered in Chap. XVIII.

PROBLEMS

1. The point of application of a force $\mathbf{F} = (5, 10, 15)$ pounds is displaced from the point $(1, 0, 3)$ to the point $(3, -1, -6)$. Find the work done by the force.
2. Find the scalar product of two diagonals of a unit cube. What is the angle between them?

3. A force \mathbf{F} acts at a distance \mathbf{r} from the origin. Show that the torque L about any axis through the origin is $L = (\mathbf{r} \times \mathbf{F}) \cdot \mathbf{a}$ when \mathbf{a} is a unit vector in the direction of the axis.

4. Show that the lines joining the mid-points of the opposite sides of a quadrilateral bisect each other.

5. Show that the bisectors of the angles of a triangle meet at a point.

6. What is the cosine of the angle between the vectors

$$\mathbf{A} = 4\mathbf{i} + 6\mathbf{j} + 2\mathbf{k}$$

and

$$\mathbf{B} = \mathbf{i} - 2\mathbf{j} + 3\mathbf{k}$$

7. Let \mathbf{r} be the radius vector from the origin to any point and \mathbf{a} a constant vector. Find the gradient of the scalar product of \mathbf{a} and \mathbf{r} .

8. A plane central field \mathbf{A} is defined by $\mathbf{A} = r\mathbf{F}(r)$. Determine $F(r)$ so that the field may be irrotational and solenoidal.

9. A central field \mathbf{A} in space is defined by $\mathbf{A} = r\mathbf{F}(r)$. Determine $F(r)$ so that the field may be irrotational and solenoidal.

10. If \mathbf{r} is a unit vector of variable direction, the position vector of a moving point may be written $\mathbf{r} = r\mathbf{r}$. Find by vector methods the components of the acceleration \mathbf{F} parallel and perpendicular to the radius vector of a particle moving in the xy plane.

11. Prove that the vector $\nabla\phi$ is perpendicular to the surface $\phi(x, y, z) = \text{const.}$

12. Find ∇u if $u = \log(x^2 + y^2 + z^2)$.

13. Show that if \mathbf{r} is the position vector of any point of a closed surface S , then

$$\int_S \int (\mathbf{r} \cdot d\mathbf{s}) = 3V$$

where V is the volume bounded by S .

14. Show that a vector field \mathbf{A} is uniquely determined within a region V bounded by a surface S , when its divergence and curl are given throughout V and the normal component of the curl is given on S .

15. With every point of a curve in space there is associated a unit vector \mathbf{t} the direction of which is that of the velocity of a point describing the curve. This vector therefore has the direction of the tangent. Prove that $\mathbf{t} \cdot \frac{d\mathbf{t}}{ds} = 0$, where s is the length of the arc of the curve measured from a fixed point on it. What is the geometrical meaning of $\frac{d\mathbf{t}}{ds}$?

16. The expression for $(ds)^2$ in parabolic coordinates is

$$(ds)^2 = (u^2 + v^2)[(du)^2 + (dv)^2]u^2v^2(d\phi)^2$$

What is the form assumed by Laplace's equation in these coordinates?

17. Write the heat-flow equation in cylindrical and spherical coordinates.

18. What form does the general wave equation take in cylindrical coordinates?

19. Write Maxwell's equations in cylindrical coordinates.

20. Show that the potential due to a solid sphere of mass M and uniform density at an *external* point at a distance r from the center is M/r and, hence, that the gravitational intensity is M/r^2 toward the center.

21. Show that the gravitational field inside a homogeneous spherical shell is zero.

22. Find the potential inside a solid uniform sphere and the gravitational force inside the sphere.

References

1. COFFIN, JOSEPH GEORGE: "Vector Analysis," John Wiley & Sons, Inc., New York, 1911.
2. WEATHERBURN, C. E.: "Elementary Vector Analysis with Applications to Geometry and Physics," George Bell & Sons, Ltd., London, 1928.
3. WEATHERBURN, C. E.: "Advanced Vector Analysis with Application to Mathematical Physics," George Bell & Sons, Ltd., London, 1928.
4. WILLS, A. P.: "Vector Analysis with an Introduction to Tensor Analysis," Prentice-Hall, Inc., New York, 1931.
5. GIBBS, J. WILLARD and EDWIN BIDWELL WILSON: "Vector Analysis," Yale University Press, New Haven, 1901.
6. GANS, RICHARD: "Vector Analysis with Applications to Physics," Blackie & Son, Ltd., Glasgow, 1932.

CHAPTER XVI

THE WAVE EQUATION

1. Introduction. In this chapter, solutions of the so-called wave equation in simple cases will be considered. One of the most fundamental and common phenomenon that occurs in nature is the phenomenon of wave motion. When a stone is dropped into a pond, the surface of the water is disturbed and waves of displacement travel radially outward—when a tuning fork or a bell is struck, sound waves are propagated from the source of sound. The electrical oscillations of a radio antenna generate electromagnetic waves that are propagated through space. These various physical phenomena have something in common. Energy is propagated with a finite velocity to distant points and the wave disturbance travels through the medium that supports it without giving the medium any permanent displacement. We shall find in this chapter that whatever the nature of the wave phenomenon, whether it be the displacement of a tightly stretched string, the deflection of a stretched membrane, the propagation of currents and potentials along an electrical transmission line, or the propagation of electromagnetic waves in free space, these entities are governed by a certain differential equation, the wave equation. This equation has the form

$$(1.1) \quad \nabla^2 u = \frac{\partial^2 u}{\partial x^2} + \frac{\partial^2 u}{\partial y^2} + \frac{\partial^2 u}{\partial z^2} = \frac{1}{c^2} \frac{\partial^2 u}{\partial t^2}$$

where c is a constant having dimensions of velocity, t is the time, x , y , and z are the coordinates of a Cartesian reference frame, and u is the entity under consideration, whether it be a mechanical displacement or the field components of an electromagnetic wave, or the currents or potentials of an electrical transmission line.

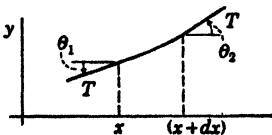


FIG. 2.1.

2. The Transverse Vibrations of a Stretched String. The study of the oscillations of a tightly stretched string is a fundamental problem in the theory of wave motion. Consider a perfectly flexible string

that is stretched between two points by a constant tension T so

great that gravity may be neglected in comparison with it. Let the string be uniform and have a mass per unit length equal to m . Let us take the undisturbed position of the string to be the x axis and suppose that the motion is confined to the xy plane. Consider the motion of an element PQ of length ds as shown in Fig. 2.1.

The net force in the y direction, Fy , is given by

$$(2.1) \quad Fy = (T \sin \theta_2) - (T \sin \theta_1)$$

Now for small oscillations, we may write

$$(2.2) \quad \sin \theta_2 \doteq \tan \theta_2 = \left(\frac{\partial y}{\partial x} \right)_{x+dx}$$

$$(2.3) \quad \sin \theta_1 \doteq \tan \theta_1 = \left(\frac{\partial y}{\partial x} \right)_x$$

Hence we have

$$(2.4) \quad Fy = \left(T \frac{\partial y}{\partial x} \right)_{x+dx} - \left(T \frac{\partial y}{\partial x} \right)_x$$

By Taylor's expansion, we have

$$(2.5) \quad \left(T \frac{\partial y}{\partial x} \right)_{x+dx} \doteq \left(T \frac{\partial y}{\partial x} \right)_x + \frac{\partial}{\partial x} \left(T \frac{\partial y}{\partial x} \right)_x dx + \dots$$

where we neglect terms of order dx^2 and higher. Substituting this into (2.4),

$$(2.6) \quad Fy = \frac{\partial}{\partial x} \left(T \frac{\partial y}{\partial x} \right) dx$$

By Newton's law of motion, we have

$$(2.7) \quad Fy = \frac{\partial}{\partial x} \left(T \frac{\partial y}{\partial x} \right) dx = m dx \left(\frac{\partial^2 y}{\partial t^2} \right)$$

where $m dx$ represents the mass of the section of string under consideration where we have written dx for ds since the displacement is small. $\frac{\partial^2 y}{\partial t^2}$ is the acceleration of the section of string in the y direction.

We thus have

$$(2.8) \quad \frac{\partial}{\partial x} \left(T \frac{\partial y}{\partial x} \right) = m \frac{\partial^2 y}{\partial t^2}$$

as the equation governing the small oscillations of a flexible string. If the stretching force is constant throughout the string, we may write

$$(2.9) \quad \frac{\partial}{\partial x} \left(T \frac{\partial y}{\partial x} \right) = T \frac{\partial^2 y}{\partial x^2} = m \frac{\partial^2 y}{\partial t^2}$$

or

$$(2.10) \quad \frac{\partial^2 y}{\partial x^2} = \frac{1}{c^2} \frac{\partial^2 y}{\partial t^2}$$

This is a special case of the general wave equation (1.1), where in this case we have

$$(2.11) \quad c = \sqrt{\frac{T}{m}}$$

It is easy to show that the constant c has dimensions of (length/time) and hence the same dimensions as a velocity.

3. D'Alembert's Solution; Waves on Strings. We may obtain a general solution of (2.10) by a symbolic method in the following manner. If we write

$$(3.1) \quad D_x = \frac{\partial}{\partial x}, \quad D_x^2 = \frac{\partial^2}{\partial x^2}$$

then Eq. (2.10) may be written symbolically in the form

$$(3.2) \quad \frac{\partial^2 y}{\partial t^2} = c^2 \frac{\partial^2 y}{\partial x^2} = (cD_x)^2 y$$

Let us now treat Eq. (3.2) as an ordinary differential equation with constant coefficients of the form

$$(3.3) \quad \frac{d^2 y}{dt^2} = a^2 y$$

where

$$(3.4) \quad a = cD_x$$

The solution of (3.3) if a were a constant is of the form

$$(3.5) \quad y = A_1 e^{at} + A_2 e^{-at}$$

where A_1 and A_2 are arbitrary constants. However, the equation (3.3) is formally satisfied by

$$(3.6) \quad y = e^{cD_x t} F_1(x) + e^{-cD_x t} F_2(x)$$

where since the integration has been performed with respect to t , instead of the arbitrary constants A_1 and A_2 we have the arbitrary functions of x , $F_1(x)$ and $F_2(x)$. To interpret the solution, we use the symbolic form of Taylor's expansion as written in Chap. I.

$$(3.7) \quad e^{hD_x} F(x) = F(x + h)$$

If we let

$$(3.8) \quad h = ct$$

we have

$$(3.9) \quad e^{cDx}F_1(x) = F_1(x + ct)$$

If we let

$$(3.10) \quad h = -ct$$

we have

$$(3.11) \quad e^{-cDx}F_2(x) = F_2(x - ct)$$

Hence by (3.6), the general solution of the one-dimensional wave equation (2.10) is given by

$$(3.12) \quad y(x,t) = F_1(x + ct) + F_2(x - ct)$$

Now if $F_1(x + ct)$ is plotted as a function of x , it is exactly the same as $F_1(x)$ in shape, but every point on it is displaced a distance ct to the left of the corresponding point in $F_1(x)$. The function $F_1(x + ct)$ thus represents a wave of displacement of arbitrary shape traveling toward the left along the string with a velocity equal to c . In the same manner, it may be seen that $F_2(x - ct)$ represents a wave of displacement traveling with a velocity c to the right along the string. The general solution is the sum of these two waves.

Consider a string to have one end fixed at the origin, and let the other end be a great distance away at $x = s$. Suppose that a wave of arbitrary shape given by

$$(3.13) \quad y = F(ct + x)$$

is approaching the origin. At the origin the displacement must be zero for all time t ; hence the reflected wave must have the form

$$(3.14) \quad y = -F(ct - x)$$

since the sum of this and the original expression is zero at $x = 0$ for all values of t . This shows that the transverse waves in a stretched string are inverted by reflection from a fixed end.

4. Harmonic Waves. Consider the expression

$$(4.1) \quad y = A \cos \left[\frac{2\pi}{T} \left(t - \frac{x}{c} \right) \right] = A \cos \left[2\pi \left(\frac{t}{T} - \frac{x}{\lambda} \right) \right]$$

By plotting the expression as a function of x for successive values of t , it may be shown to represent an infinite train of progressive harmonic waves. It is seen that as t increases, the whole wave profile moves forward in the positive x direction with a velocity equal to c . The *wave length*, that is, the distance between two successive crests

at any time is given by

$$(4.2) \quad \lambda = cT$$

The time that it takes a complete wave to pass a fixed point is called the *period* and is given by T . The *frequency* of the wave is denoted by f and is given by

$$(4.3) \quad f = \frac{1}{T}$$

The *wave number* is the number of waves that lie in a distance of 2π units I_T is denoted by k and is given by the equation

$$(4.4) \quad k = \frac{2\pi}{\lambda}$$

5. Fourier Series Solution. The general solution of the wave equation for the vibrating string shows clearly the wave nature of the phenomenon but is not very well suited for certain types of physical investigations. Consider a string fastened at $x = 0$ and $x = s$ to fixed supports, and let us suppose that at $t = 0$ we are given the displacement and velocity of every point of the string. That is, we stipulate that

$$(5.1) \quad \text{at } t = 0 \quad \begin{cases} y(x, t) = y_0(x) \\ \frac{\partial y}{\partial t} = v_0(x) \end{cases}$$

where $y_0(x)$ and $v_0(x)$ are the initial displacement and velocity of the string, respectively. We then wish to determine the subsequent behavior of the string. To do this, let us assume a solution of the form

$$(5.2) \quad y(x, t) = e^{i\omega t} v(x) \quad j = \sqrt{-1}$$

where $v(x)$ is a function of x alone and ω is to be determined. We thus have

$$(5.3) \quad \frac{\partial^2 y}{\partial t^2} = -\omega^2 e^{i\omega t} v$$

$$(5.4) \quad \frac{\partial^2 y}{\partial x^2} = e^{i\omega t} \frac{d^2 v}{dx^2}$$

On substituting these expressions into the wave equation

$$(5.5) \quad \frac{\partial^2 y}{\partial x^2} = \frac{1}{c^2} \frac{\partial^2 y}{\partial t^2}$$

it becomes, after some reductions,

$$(5.6) \quad \frac{d^2 v}{dx^2} + \left(\frac{\omega}{c}\right)^2 v = 0$$

This ordinary differential equation has the solution

$$(5.7) \quad v = A \sin\left(\frac{\omega}{c} x\right) + B \cos\left(\frac{\omega}{c} x\right)$$

However, since the string is fastened at $x = 0$ and at $x = s$, we have the boundary conditions

$$(5.8) \quad v = 0 \begin{cases} \text{at } x = 0 \\ \text{at } x = s \end{cases}$$

The first condition leads to

$$(5.9) \quad B = 0$$

The second condition gives

$$(5.10) \quad 0 = A \sin\left(\frac{\omega s}{c}\right)$$

Since we are looking for a nontrivial solution, $A \neq 0$, therefore

$$(5.11) \quad \sin\left(\frac{\omega s}{c}\right) = 0$$

This transcendental equation leads to the possible values of ω . Therefore we have

$$(5.12) \quad \frac{\omega s}{c} = k\pi \quad k = 0, 1, 2, \dots$$

or

$$(5.13) \quad \omega_k = \frac{k\pi c}{s} \quad k = 0, 1, 2, \dots$$

where we have labeled ω_k the value corresponding to the particular value of k . For each value of k , we may write in view of (5.7) and (5.9) the equation

$$(5.14) \quad v_k = A_k \sin\left(\frac{k\pi x}{s}\right)$$

As a consequence of (5.2), we have for every value of k the solution

$$(5.15) \quad y_k = e^{i\omega_k t} A_k \sin\left(\frac{k\pi x}{s}\right) \quad A_k \text{ arbitrary}$$

This expression satisfies the wave equation (5.5) and the boundary conditions (5.8). Since the real and imaginary parts of (5.5) satisfy the wave equation and the equation is linear, we may write

$$(5.16) \quad y_k = \left[C_k \cos \left(\frac{k\pi ct}{s} \right) + D_k \sin \left(\frac{k\pi ct}{s} \right) \right] \sin \left(\frac{k\pi x}{s} \right)$$

where C_k and D_k are arbitrary constants.

By summing over all the values of k , we can construct a general solution of the form

$$(5.17) \quad y = \sum_{k=1}^{\infty} y_k = \sum_{k=1}^{\infty} \left[C_k \cos \left(\frac{k\pi ct}{s} \right) + D_k \sin \left(\frac{k\pi ct}{s} \right) \right] \cdot \sin \left(\frac{k\pi x}{s} \right)$$

The arbitrary constants C_k and D_k must now be determined from the initial conditions (5.0).

We thus have at $t = 0$

$$(5.18) \quad y_0(x) = \sum_{k=1}^{k=\infty} C_k \sin \left(\frac{k\pi x}{s} \right)$$

This requires the expansion of an arbitrary function, $y_0(x)$, the initial displacement into a series of sines. To obtain the typical coefficient C_r , we multiply both sides of (5.18) by the expression

$$(5.19) \quad \sin \left(\frac{r\pi x}{s} \right) dx$$

and integrate from $x = 0$ to $x = s$.

We then have

$$(5.20) \quad \int_0^s y_0(x) \sin \left(\frac{r\pi x}{s} \right) dx = \sum_{k=1}^{k=\infty} C_k \int_0^s \sin \left(\frac{k\pi x}{s} \right) \sin \left(\frac{r\pi x}{s} \right) dx$$

If we now make use of the result,

$$(5.21) \quad \int_0^s \sin \left(\frac{k\pi x}{s} \right) \sin \left(\frac{r\pi x}{s} \right) dx = \begin{cases} 0 & \text{if } k \neq r \\ \frac{s}{2} & \text{if } k = r \end{cases}$$

then (5.20) reduces to

$$(5.22) \quad \int_0^s y_0(x) \sin \left(\frac{r\pi x}{s} \right) dx = \frac{s}{2} C_r$$

or

$$(5.23) \quad C_r = \frac{2}{s} \int_0^s y_0(x) \sin \left(\frac{r\pi x}{s} \right) dx \quad r = 1, 2, 3, \dots$$

This determines the arbitrary constants C_k in the general solution (5.17). To determine the arbitrary constants D_k , we make use of the

second initial condition (5.1). We then have on computing $\frac{\partial y}{\partial t}$ from (5.17) and equating the result to zero

$$(5.24) \quad v_0(x) = \sum_{k=1}^{k=\infty} \frac{k\pi c}{s} D_k \sin\left(\frac{k\pi x}{s}\right)$$

Proceeding in the same manner, we obtain

$$(5.25) \quad D_r = \frac{2}{r\pi c} \int_0^s v_0(x) \sin\left(\frac{r\pi x}{s}\right) dx \quad r = 1, 2, \dots$$

for the D_k coefficients.

From (5.23) and (5.25) we see that if the string has no initial velocity the D_k constants are all zero, while if the string has no initial displacement all the C_k coefficients are zero.

Each term of (5.17) represents a stationary wave, the wave lengths are given by $2s/n$, where n is any integer. The frequency or number of periods per second, of the fundamental note, is given by

$$(5.26) \quad F_1 = \frac{1}{2s} \sqrt{\frac{T}{m}}$$

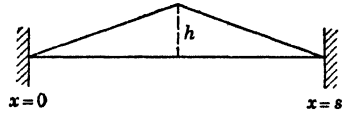


FIG. 5.1.

and the frequency of the harmonics, as the other terms are called, is given by

$$(5.27) \quad F_n = \frac{n}{2s} \sqrt{\frac{T}{m}} \quad n = 2, 3, \dots$$

As an example of the application of Eqs. (5.23) and (5.25), let us consider the case of a string that is plucked at its mid-point as shown in Fig. 5.1.

In this case, we have the initial conditions

$$(5.28) \quad v_0(x) = 0$$

Hence by (5.25) we have

$$(5.29) \quad D_r = 0 \quad r = 1, 2, 3, \dots$$

The initial displacement $y_0(x)$ is given by

$$(5.30) \quad \begin{aligned} y_0(x) &= \left(\frac{2hx}{s}\right) & 0 < x < \frac{s}{2} \\ y_0(x) &= \frac{2h}{s}(s-x) & \frac{s}{2} < x < s \end{aligned}$$

Substituting the analytical expression for the initial displacement into

Eq. (5.22), we obtain

$$(5.31) \quad C_r = \frac{2}{s} \left[\int_0^s \left(\frac{2hx}{s} \right) \sin \left(\frac{r\pi x}{s} \right) dx + \int_{s/2}^s \frac{2h}{s} (s-x) \sin \left(\frac{r\pi x}{s} \right) dx \right]$$

On carrying out the integrations, we obtain

$$(5.32) \quad C_r = \frac{8h}{\pi^2 r^2} \sin \left(\frac{\pi r}{2} \right) \quad \text{if } r \text{ is odd}$$

Substituting these results into (5.17) we obtain the following expression for the displacement of the string on being released from the initial position given by Fig. 5.1:

$$(5.33) \quad y = \frac{8h}{\pi^2} \left[\sin \left(\frac{\pi x}{s} \right) \cos \left(\frac{\pi ct}{s} \right) - \frac{1}{9} \sin \left(\frac{3\pi x}{s} \right) \cos \left(\frac{3\pi ct}{s} \right) + \dots \right]$$

It is thus seen that no even harmonics are excited and that the second harmonic has one-ninth the amplitude of the fundamental. It is shown in treatises on sound that the energy emitted by an oscillating string as sound is proportional to the square of the amplitude of the oscillation. It is thus evident that in this case the fundamental tone will appear much louder than the harmonic tone.

6. Orthogonal Functions. In the last section a general solution of the wave equation of the vibrating string was constructed by assuming a solution of the form

$$(6.1) \quad y(x,t) = e^{i\omega t} v(x)$$

This assumption, on substitution into the one-dimensional wave equation, led to the ordinary differential equation

$$(6.2) \quad \frac{d^2 v}{dx^2} + k^2 v = 0$$

where k is given by

$$(6.3) \quad k = \frac{\omega}{c}$$

The general solution of (6.2) may be written in the form

$$(6.4) \quad v = A \sin kx + B \cos kx$$

Every solution of this form is perfectly acceptable as far as the differential equation is concerned, but it does not describe the behavior

of the string. This solution permits the ends of the string to vibrate, whereas the physical condition of the problem requires these to be fixed. It is thus necessary to impose the following boundary conditions upon the solution (6.4):

$$(6.5) \quad v(0) = 0, \quad v(s) = 0$$

The boundary conditions may, of course, be satisfied by placing $A = 0$ and $B = 0$, but this would lead to the trivial and unwanted solution $u = 0$ everywhere. Hence, there is left only the arbitrary constant B for adjustment. It must be taken to be zero in order to satisfy the first condition of (6.5). However the function

$$(6.6) \quad v = A \sin kx$$

will not satisfy the second condition of (6.5). The problem can be solved only if we are willing to prescribe only certain values to the undetermined constant k . If $\sin ks$ must be zero, then k must be 0 , or $\pi/s, 2\pi/s, \dots, n\pi/s$. The value $k = 0$ is rejected because it leads to the trivial solution $u = 0$.

The permissible value of k

$$(6.7) \quad k = \left(\frac{n\pi}{s}\right) \quad n = 1, 2, 3, \dots$$

are called "eigenvalues" in the modern literature of mathematical physics. To each eigenvalue, there corresponds an "eigenfunction."

$$(6.8) \quad v_n = A_n \sin\left(\frac{n\pi x}{s}\right)$$

The eigenfunctions under consideration have two important properties: they are (1) orthogonality and (2) completeness.

Orthogonality means

$$(6.9) \quad \int_0^s v_n(x)v_m(x) dx = 0 \quad \text{if } n \neq m$$

The word comes originally from vector analysis where two vectors \mathbf{A} and \mathbf{B} are said to be orthogonal if

$$(6.10) \quad \mathbf{A} \cdot \mathbf{B} = A_x B_x + A_y B_y + A_z B_z = 0$$

In the same manner, vectors in n dimensions having components A_i, B_i ($i = 1, 2, \dots, n$) are said to be orthogonal when

$$(6.11) \quad \sum_{i=1}^{i=n} A_i B_i = 0$$

Imagine now a vector space of an infinite number of dimensions in which the components A_i and B_i become continuously distributed. Then i is no longer a denumerable index but a continuous variable (x) and the scalar product of (6.11) turns into

$$(6.12) \quad \int_0^s A(x)B(x) dx = 0$$

In this case the functions A and B are said to be orthogonal. The idea of orthogonality is indefinite unless reference is made to a specific range of integration which in the present case is from 0 to s . The fact that the eigenfunctions (6.8) are orthogonal may be verified at once since we have

$$(6.13) \quad \int_0^s v_n(x)v_m(x) dx = A_n A_m \int_0^s \sin\left(\frac{n\pi x}{s}\right) \sin\left(\frac{m\pi x}{s}\right) dx = 0$$

if $n \neq m$

If $n = m$, we have

$$(6.14) \quad \int_0^s v_n^2(x) dx = A_n^2 \int_0^s \sin^2\left(\frac{n\pi x}{s}\right) dx = \frac{s}{2} A_n^2$$

We now turn to the notion of *completeness*. A set of functions is said to be complete if an arbitrary function $f(x)$ satisfying the same boundary conditions as the functions of the set can be expanded as follows:

$$(6.15) \quad f(x) = \sum_{n=1}^{n=\infty} A_n v_n(x)$$

where the A_n quantities are constant coefficients. In the present discussion, Eq. (6.15) is equivalent to the theorem of Fourier discussed in Chap. III.

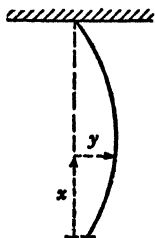


FIG. 7.1.

7. The Oscillations of a Hanging Chain. Let us consider the small coplanar oscillations of a uniform flexible string or chain hanging from a support under the action of gravity as shown in Fig. 7.1. We consider only small deviations, y , from the equilibrium position; x is measured from the free end of the chain. Let it be required to determine the position of the chain

$$(7.1) \quad y = y(x, t)$$

where at $t = 0$ we give the chain an arbitrary displacement.

$$(7.2) \quad y = y_0(x)$$

In this case, the tension T of the chain is variable and hence Eq. (2.8) governs the displacement of the chain at any instant. Accord-

ingly, we have

$$(7.3) \quad \frac{\partial}{\partial x} \left(T \frac{\partial y}{\partial x} \right) = m \frac{\partial^2 y}{\partial t^2}$$

where m is the mass per unit length of the chain. In this case, the tension T is given by

$$(7.4) \quad T = mgx$$

Hence we have

$$(7.5) \quad \frac{\partial}{\partial x} \left(mgx \frac{\partial y}{\partial x} \right) = m \frac{\partial^2 y}{\partial t^2}$$

Or differentiating and dividing both members by the common factor m we have

$$(7.6) \quad x \frac{\partial^2 y}{\partial x^2} + \frac{\partial y}{\partial x} = \frac{1}{g} \frac{\partial^2 y}{\partial t^2}$$

As in the case of the tightly stretched string, let us assume

$$(7.7) \quad y(x, t) = e^{i\omega t} v(x)$$

Substituting this into (7.6), we obtain

$$(7.8) \quad x \frac{d^2 v}{dx^2} + \frac{dv}{dx} + \frac{\omega^2}{g} v = 0$$

This equation resembles Bessel's differential equation [Chap. XIII, Eq. (9.6)]. The change in variable

$$(7.9) \quad Z^2 = \frac{4\omega^2 x}{g}$$

reduces (7.8) to

$$(7.10) \quad Z^2 \frac{d^2 v}{dZ^2} + Z \frac{dv}{dZ} + Z^2 v = 0$$

whose general solution is

$$(7.11) \quad v = AJ_0(Z) + BY_0(Z)$$

In order to satisfy the condition that the displacement of the string remain finite as $x = 0$, we must place

$$(7.12) \quad B = 0$$

Accordingly, in terms of the original variable x , we have the solution

$$(7.13) \quad v = AJ_0 \left(2\omega \sqrt{\frac{x}{g}} \right)$$

for the function v .

So far, the value of ω is undetermined. In order to determine it, we make use of the boundary condition

$$(7.14) \quad v = 0 \quad \text{at } x = s$$

This leads to the equation

$$(7.15) \quad 0 = AJ_0 \left(2\omega \sqrt{\frac{s}{g}} \right)$$

Now for a nontrivial solution, A cannot be equal to zero, and hence we have

$$(7.16) \quad J_0 \left(2\omega \sqrt{\frac{s}{g}} \right) = 0$$

If we let

$$(7.17) \quad u = 2\omega \sqrt{\frac{s}{g}}$$

we must find the roots of the equation

$$(7.18) \quad J_0(u) = 0$$

If we consult a table of Bessel functions,¹ we find that the zeros of the Bessel function $J_0(u)$ are given by the values

$$2.405, 5.52, 8.654, 11.792, \text{ etc.}$$

Accordingly, the various possible values of ω are given by

$$(7.19) \quad \omega_1 = \frac{2.405}{2} \sqrt{\frac{g}{s}}, \quad \omega_2 = \frac{5.52}{2} \sqrt{\frac{g}{s}}, \quad \omega_3 = \frac{8.654}{2} \sqrt{\frac{g}{s}}, \text{ etc.}$$

To each value of ω , we associate a characteristic or eigenfunction v_n of the form

$$(7.20) \quad v_n = A_n J_0 \left(2\omega_n \sqrt{\frac{x}{g}} \right)$$

Since the real and imaginary parts of the assumed solution (7.7) are solutions of the original differential equation, we can construct a general solution of (7.6) satisfying the boundary conditions by summing the particular solutions corresponding to the various possible values of n in the manner

$$(7.21) \quad y(x,t) = \sum_{n=1}^{n=\infty} J_0 \left(2\omega_n \sqrt{\frac{x}{g}} \right) (A_n \cos \omega_n t + B_n \sin \omega_n t)$$

¹See for example, N. W. McLachlan, "Bessel Functions for Engineers," Oxford University Press, New York, 1934.

where the A_n and B_n quantities are arbitrary constants to be determined from the boundary conditions of the problem. In the case under consideration, there is no initial velocity imparted to the chain; hence

$$(7.22) \quad \left(\frac{\partial y}{\partial t}\right)_{t=0} = 0$$

This leads to the condition

$$(7.23) \quad B_n = 0$$

At $t = 0$, we have

$$(7.24) \quad y_0(x) = \sum_{n=1}^{n=\infty} A_n J_0\left(2\omega_n \sqrt{\frac{x}{g}}\right)$$

That is, we must expand the arbitrary displacement $y_0(x)$ into a series of Bessel functions of zeroth order. To do this, we can make use of the results (12.17) and (12.20) of Chap. XIII. It is there shown that an arbitrary function of $F(x)$ may be expanded in a series of the form

$$(7.25) \quad F(z) = \sum_{n=1}^{n=\infty} A_n J_0(u_n z)$$

where the u_n quantities are successive positive roots of the equation

$$(7.26) \quad J_n(u) = 0$$

The coefficients A_n are then given by the equation

$$(7.27) \quad A_n = \frac{2}{J_1^2(u_n)} \int_0^1 z J_0(u_n z) F(z) dz$$

To make use of this result to obtain the coefficients of the expansion (7.24), it is only necessary to introduce the variable

$$(7.28) \quad z = \sqrt{\frac{x}{s}}$$

In view of (7.17) and (7.18), Eq. (7.24) becomes

$$(7.29) \quad y_0(x) = y_0(sz^2) = F(z) = \sum_{n=1}^{n=\infty} A_n J_0(u_n z)$$

This is in the form (7.25), and the arbitrary constants are determined by (7.27).

The determination of the possible frequencies and modes of oscillation of a hanging chain is of historical interest. It appears to have

been the first instance where the various normal modes of a continuous system were determined by Daniel Bernoulli (1732).

8. The Vibrations of a Rectangular Membrane. As another example of leading to the solution of the wave equation, let us consider the oscillations of a flexible membrane. Let us suppose that the membrane has a density of m grams per sq cm and that it is pulled evenly around its edge with a tension of T dynes per cm length of edge. If the membrane is perfectly flexible, this tension will be distributed evenly throughout its area, that is, the material on opposite sides of any line segment dx is pulled apart with a force of $T dx$ dynes.

Let us call u the displacement of the membrane from its equilibrium position. It is a function of time and of the position on the membrane on the point in question. If we use rectangular coordinates to locate the point, u will be a function of x , y , and t . Let us consider an element $dx dy$ of the membrane shown in Fig. 8.1.

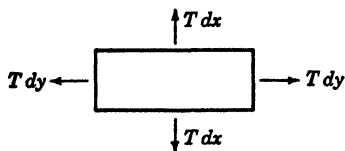


FIG. 8.1.

If we refer to the analogous argument of Sec. 2 for the string, we see that the net force normal to the surface of the membrane due to the pair of tensions $T dy$ is given by

$$(8.1) \quad T dy \left[\left(\frac{\partial u}{\partial x} \right)_{x+dx} - \left(\frac{\partial u}{\partial x} \right)_x \right] = T \frac{\partial^2 u}{\partial x^2} dx dy$$

The net normal force due to the pair $T dx$ by the same reasoning is

$$(8.2) \quad T dx \left[\left(\frac{\partial u}{\partial y} \right)_{y+dy} - \left(\frac{\partial u}{\partial y} \right)_y \right] = T \frac{\partial^2 u}{\partial y^2} dx dy$$

The sum of these forces is the net force on the element and is equal to the element of the mass times its acceleration. That is, we have

$$(8.3) \quad T \left(\frac{\partial^2 u}{\partial x^2} + \frac{\partial^2 u}{\partial y^2} \right) dx dy = m \frac{\partial^2 u}{\partial t^2} dx dy$$

Dividing out the common term of both members of this equation, we obtain

$$(8.4) \quad \frac{\partial^2 u}{\partial x^2} + \frac{\partial^2 u}{\partial y^2} = \frac{1}{C^2} \frac{\partial^2 u}{\partial t^2}$$

where

$$(8.5) \quad C = \sqrt{\frac{T}{m}}$$

The equation (8.4) is the wave equation for the membrane. Let us consider the oscillations of the rectangular membrane of Fig. 8.2.

Let us assume that

$$(8.6) \quad u = v(x,y)e^{i\omega t}$$

On substituting this assumption into (8.4) and canceling common factors, we obtain

$$(8.7) \quad \frac{\partial^2 v}{\partial x^2} + \frac{\partial^2 v}{\partial y^2} + k^2 v = 0$$

where

$$(8.8) \quad k^2 = \left(\frac{\omega}{c}\right)^2$$

Let us now assume

$$(8.9) \quad v(x,y) = F_1(x)F_2(y)$$

that is, that v is the product of two functions, a function only of x and the other one only of y . If we substitute this into (8.7), we obtain

$$(8.10) \quad F_2 \frac{d^2 F_1}{dx^2} + F_1 \frac{d^2 F_2}{dy^2} + k^2 F_1 F_2 = 0$$

This equation may be written in the form

$$(8.11) \quad \frac{1}{F_1} \frac{d^2 F_1}{dx^2} = -\frac{1}{F_2} \frac{d^2 F_2}{dy^2} - k^2$$

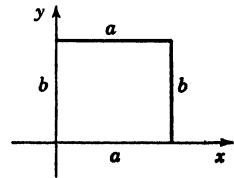


FIG. 8.2.

Now the first member of Eq. (8.11) is a function of x only, while the second member is a function of y only. Now a function of y cannot equal a function of x for all values of x and y if both functions really vary with x and y , so that the only possible way for the equation to be true for both sides to be independent of both x and y is for it to be a constant. Let us call this constant $-m^2$; we then have

$$(8.12) \quad \frac{1}{F_1} \frac{d^2 F_1}{dx^2} = -\frac{1}{F_2} \frac{d^2 F_2}{dy^2} - k^2 = -m^2$$

We thus obtain the two equations

$$(8.13) \quad \frac{d^2 F_1}{dx^2} + m^2 F_1 = 0$$

and

$$(8.14) \quad \frac{d^2 F_2}{dy^2} + q^2 F_2 = 0$$

where

$$(8.15) \quad q^2 = (k^2 - m^2)$$

Now since the membrane is fastened at the edges $x = 0$, $x = a$, $y = 0$, $y = b$, the solutions of Eq. (8.13) must vanish at $x = 0$, and $x = a$, while the solution of Eq. (8.14) must vanish at $y = 0$, $y = b$. A solution of (8.13) that vanishes at 0 is

$$(8.16) \quad F_1 = A_1 \sin mx$$

In order for this to vanish at $x = a$, we must have

$$(8.17) \quad ma = n\pi \quad n = 1, 2, 3, \dots$$

or

$$(8.18) \quad m = \frac{n\pi}{a}$$

A solution of Eq. (8.14) that vanishes at $y = 0$ is

$$(8.19) \quad F_2 = A_2 \sin (qy)$$

In order for this solution to vanish at

$$(8.20) \quad y = b$$

we must have

$$(8.21) \quad qb = r\pi \quad r = 1, 2, 3, \dots$$

Hence

$$(8.22) \quad q = \frac{r\pi}{b}$$

Now from (8.15) we have

$$(8.23) \quad k^2 = (m^2 + q^2) = \pi^2 \left(\frac{n^2}{a^2} + \frac{r^2}{b^2} \right)$$

Hence the possible angular frequencies are given by

$$(8.24) \quad \omega_{n,r} = c\pi \sqrt{\left(\frac{n^2}{a^2} + \frac{r^2}{b^2} \right)} \quad \begin{array}{l} n = 1, 2, 3, \dots \\ r = 1, 2, 3, \dots \end{array}$$

Substituting (8.16) and (8.19) into (8.9), we obtain

$$(8.25) \quad v(x,y) = A_1 A_2 \sin \left(\frac{n\pi x}{a} \right) \sin \left(\frac{r\pi y}{b} \right)$$

Since the indices r and n may take positive integral values and A_1 and A_2 are arbitrary, we may write instead of (8.25) the functions

$v(x,y)$ in the form

$$(8.26) \quad v_{n,r} = A_{n,r} \sin\left(\frac{n\pi x}{a}\right) \sin\left(\frac{r\pi y}{b}\right)$$

If the membrane is excited from rest with an initial displacement $u_0(x,y)$ and with *no* initial velocity, we retain the real part of (8.6) and construct a general solution by summing over all possible values of n and r . We thus obtain

$$(8.27) \quad u = \sum_{n=1}^{\infty} \sum_{r=1}^{\infty} A_{nr} \cos(\omega_{nr}t) \sin\left(\frac{n\pi x}{a}\right) \sin\left(\frac{r\pi y}{b}\right)$$

We are now confronted with the question of expanding the function $u_0(x,y)$ into the series

$$(8.28) \quad u_0(x,y) = \sum_{n=1}^{\infty} \sum_{r=1}^{\infty} A_{nr} \sin\left(\frac{n\pi x}{a}\right) \sin\left(\frac{r\pi y}{b}\right)$$

Let us first regard y as a constant. In that case, $u_0(x,y)$ can be expanded in the form

$$(8.29) \quad u_0(x,y)_{y=\text{const.}} = \sum_{n=1}^{\infty} A_n \sin\left(\frac{n\pi x}{a}\right)$$

where we have

$$(8.30) \quad A_n = \frac{2}{a} \int_0^a u_0(x,y) \sin\left(\frac{n\pi x}{a}\right) dx$$

After the integration with respect to x is performed and the limits substituted, regard A_n as a function of y and let it be expanded in terms of $\sin(r\pi y/b)$ by the series

$$(8.31) \quad A_n = \sum_{r=1}^{\infty} A_{nr} \sin\left(\frac{r\pi y}{b}\right)$$

where

$$(8.32) \quad A_{nr} = \frac{4}{ab} \int_0^b dy \int_0^a u_0(x,y) \sin\left(\frac{n\pi x}{a}\right) \sin\left(\frac{r\pi y}{b}\right) dx$$

This determines the arbitrary constants A_{nr} , and the subsequent motion is given by (8.27).

From (8.24) and (8.27) it is evident that if any mode is excited for which n or r is greater than unity we have nodal lines parallel to the

edges. It also appears that if the ratio a^2/b^2 is not equal to that of two integers, the frequencies are all distinct. However, if a^2/b^2 is commensurable, some of the periods coincide. The nodal lines may then assume a great variety of forms. The simplest example is the square membrane; in this case we have

$$(8.33) \quad \omega_{nr}^2 = \frac{c^2\pi^2}{a^2} (n^2 + r^2)$$

for the squares of the angular frequencies.

9. The Vibrations of a Circular Membrane. In the case of the circular membrane, we naturally have recourse to polar coordinates with the origin at the center. In this case, the equation of motion deduced in Sec. 8 must be transformed from Cartesian to polar coordinates. We may write the basic equation of motion of the membrane in the form

$$(9.1) \quad \nabla^2 u = \frac{1}{c^2} \frac{\partial^2 u}{\partial t^2}$$

where in this case ∇^2 is the Laplacian operator in two dimensions. To write this equation in polar coordinates, it is only necessary to write the invariant quantity $\nabla^2 u$ in polar coordinates. Using Eq. (12.20) of Chap. XV, we have

$$(9.2) \quad \nabla^2 u = \frac{1}{r} \frac{\partial}{\partial r} \left(r \frac{\partial u}{\partial r} \right) + \frac{1}{r^2} \frac{\partial^2 u}{\partial \theta^2}$$

Accordingly, the wave equation for the membrane becomes in this case

$$(9.3) \quad \frac{1}{r} \frac{\partial}{\partial r} \left(r \frac{\partial u}{\partial r} \right) + \frac{1}{r^2} \frac{\partial^2 u}{\partial \theta^2} = \frac{1}{c^2} \frac{\partial^2 u}{\partial t^2}$$

Let us consider the symmetrical case where the motion is started in a symmetrical manner about the origin so that the displacement u is a function only of r and t and independent of the angle θ . This is the case of symmetrical oscillations about the origin. Since in this case we have

$$(9.4) \quad u = u(r, t)$$

Eq. (9.3) becomes

$$(9.5) \quad \frac{1}{r} \frac{\partial}{\partial r} \left(r \frac{\partial u}{\partial r} \right) = \frac{1}{C^2} \frac{\partial^2 u}{\partial t^2}$$

Let us now study the symmetrical oscillations of a circular membrane of radius a that is given an initial displacement $u_0(r)$ at $t = 0$.

In this case we have to find a solution of (9.5) that vanishes at $r = a$ and has the initial value $u_0(r)$ at $t = 0$. As in the above examples, let us assume a solution of the form

$$(9.6) \quad u = v(r)e^{i\omega t}$$

Substituting this assumed form of the solution in (9.5), we obtain, on dividing out the factor $e^{i\omega t}$.

$$(9.7) \quad \frac{1}{r} \frac{d}{dr} \left(r \frac{dv}{dr} \right) + \left(\frac{\omega}{c} \right)^2 v = 0$$

On carrying out the differentiation, we have

$$(9.8) \quad r \frac{d^2v}{dr^2} + \frac{dv}{dr} + \left(\frac{\omega}{c} \right)^2 vr = 0$$

or

$$(9.9) \quad \frac{d^2v}{dr^2} + \frac{1}{r} \frac{dv}{dr} + k^2v = 0$$

where

$$(9.10) \quad k = \left(\frac{\omega}{c} \right)$$

Equation (9.9) is an equation of the form discussed in Sec. 9 of Chap. XIII. Its general solution is

$$(9.11) \quad v = AJ_0(kr) + BY_0(kr)$$

where A and B are arbitrary constants and J_0 and Y_0 are the Bessel functions of the zeroth order and of the first and second kind, respectively.

Since the amplitude of the oscillation is finite at the origin, we must have

$$(9.12) \quad B = 0$$

We must now satisfy the condition that the amplitude of the oscillation must vanish at $r = a$. Hence we must have

$$(9.13) \quad 0 = AJ_0(ka)$$

For nontrivial solutions, A cannot be equal to zero, hence we must have

$$(9.14) \quad 0 = J_0(ka)$$

From a table of Bessel functions, we find that Eq. (9.14) is satisfied if (ka) has values 2.404, 5.520, 8.653, 11.791, 14.93, etc. Accordingly,

the fundamental angular frequency is given by

$$(9.15) \quad \omega_1 = \frac{(2.404)C}{a}$$

The other possible angular frequencies are given by the above numbers multiplied by (c/a) . It is thus seen that there are an infinite number of natural frequencies possible, but these frequencies are *not* harmonics of each other as is the case of the vibrating string. By summing over all the possible values of ω , we may construct a general solution of (9.5) that satisfies the boundary condition at the periphery of the membrane and the initial condition that at $t = 0$ the membrane has no initial velocity and an arbitrary initial displacement $u_0(r)$. We thus obtain

$$(9.16) \quad u = \sum_{n=1}^{n=\infty} A_n J_0 \left(\frac{\omega_n}{c} r \right) \cos (\omega_n t)$$

Now at $t = 0$, we have

$$(9.17) \quad u = u_0(r)$$

Accordingly, we must expand an arbitrary function $u_0(r)$ in a series of the form

$$(9.18) \quad u_0(r) = \sum_{n=1}^{n=\infty} A_n J_0 \left(\frac{\omega_n r}{a} \right)$$

To determine the arbitrary constants A_n , we may use Eq. (12.20) of Chap. XIII. We thus obtain

$$(9.19) \quad A_n = \frac{2}{a^2 J_1^2 \left(\frac{\omega_n}{c} a \right)} \int_0^a r J_0 \left(\omega_n \frac{r}{c} \right) u_0(r) dr$$

When these values of the constants A_n are substituted into (9.16), we obtain the subsequent displacement of the membrane.

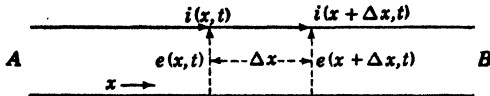


FIG. 10.1.

10. The Telegraphist's or Transmission-line Equations. In this section we shall consider the flow of electricity in a pair of linear conductors such as telephone wires or an electrical transmission line.

Consider a long imperfectly insulated transmission line as shown in Fig. 10.1.

Let us consider that an electric current is flowing from the source A to the receiving end B in the direction shown in the figure. Let the distance measured along the length of the cable be denoted by x ; then both the current i and the potential difference between the two wires e are functions of x and t . Denote the resistance of the wires per unit length by R , the conductance per unit length between the two wires by G , the capacitance of the two wires per unit length by C , and the inductance per unit length by L .

Now consider an element of the transmission line of length Δx . If the electromotive force at the point x is $e(x,t)$, then if we compute the potential drop along an element of length Δx , we have

$$(10.1) \quad e(x,t) = iR \Delta x + L \Delta x \frac{\partial i}{\partial t} + e(x + \Delta x, t)$$

However, by Taylor's expansion, we have

$$(10.2) \quad e(x + \Delta x, t) = e(x, t) + \frac{\partial e}{\partial x} \Delta x + \dots$$

where we neglect terms of higher order. Substituting this into (10.1), we have

$$(10.3) \quad -\frac{\partial e}{\partial x} = \left(iR + L \frac{\partial i}{\partial t} \right)$$

If we denote by $i(x,t)$ the current entering a section of length Δx and by $i(x + \Delta x, t)$ the current leaving this element, we have

$$(10.4) \quad i(x,t) = eG \Delta x + \frac{\partial e}{\partial t} C \Delta x + i(x + \Delta x, t)$$

where $eG \Delta x$ is the current that leaks through the insulation and $\frac{\partial e}{\partial t} C \Delta x$ is the current involved in charging the condenser formed by the proximity of the two conductors forming the transmission line. By Taylor's expansion, we have

$$(10.5) \quad i(x + \Delta x, t) = i(x, t) + \frac{\partial i}{\partial x} \Delta x + \dots$$

where we neglect higher order terms. Substituting this into (10.4), we obtain

$$(10.6) \quad -\frac{\partial i}{\partial x} = \left(eG + C \frac{\partial e}{\partial t} \right)$$

Equations (10.3) and (10.6) are simultaneous partial differential equations for the potential difference and the current of the transmis-

sion line. To eliminate the potential difference, we take the partial derivative of (10.6) with respect to x . We then obtain

$$(10.7) \quad -\frac{\partial^2 i}{\partial x^2} = G \frac{\partial e}{\partial x} + C \frac{\partial}{\partial t} \left(\frac{\partial e}{\partial x} \right)$$

We then substitute the value of $\frac{\partial e}{\partial x}$ given by (10.3) into (10.7) and thus obtain

$$(10.8) \quad \frac{\partial^2 i}{\partial x^2} = LC \frac{\partial^2 i}{\partial t^2} + (LG + RC) \frac{\partial i}{\partial t} + RGi$$

In the same manner, we have, on eliminating the current

$$(10.9) \quad \frac{\partial^2 e}{\partial x^2} = LC \frac{\partial^2 e}{\partial t^2} + (LG + RC) \frac{\partial e}{\partial t} + RGe$$

Equations (10.8) and (10.9) are sometimes known as the telephone equations since they are used in discussing telephonic transmission.

In many applications to telegraph signaling, the leakage G is small and the term for the effect of inductance L is negligible, so that we may place

$$(10.10) \quad G = L = 0$$

The equations then take the simplified form

$$(10.11) \quad \frac{\partial^2 i}{\partial x^2} = RC \frac{\partial i}{\partial t}$$

and

$$(10.12) \quad \frac{\partial^2 e}{\partial x^2} = RC \frac{\partial e}{\partial t}$$

These are known as the telegraph or cable equations.

For high frequencies, the terms in the time derivatives are large, and some qualitative properties of the solution may be found by neglecting the terms for the effect of leakage and resistance in comparison with them. On placing

$$(10.13) \quad G = R = 0$$

the equations become

$$(10.14) \quad \frac{\partial^2 i}{\partial x^2} = LC \frac{\partial^2 i}{\partial t^2}$$

$$(10.15) \quad \frac{\partial^2 e}{\partial x^2} = LC \frac{\partial^2 e}{\partial t^2}$$

If we let

$$(10.16) \quad v = \frac{1}{\sqrt{LC}}$$

then we see that in this case both the current and the potential difference between the lines satisfy the one-dimensional wave equation

$$(10.17) \quad \frac{\partial^2 u}{\partial x^2} = \frac{1}{v^2} \frac{\partial^2 u}{\partial t^2}$$

This equation has the same form as that governing the displacement of the tightly stretched oscillating string. We thus see that a transmission line with negligible resistance and leakage propagates waves of current and potential with a velocity equal to $1/\sqrt{LC}$. The study of Eqs. (10.3) and (10.6) is fundamental in the theory of electrical power transmission and telephony.

The Distortionless Transmission Line. A very interesting special case occurs when the parameters of the transmission line satisfy the relation

$$(10.18) \quad \frac{R}{L} = \frac{G}{C}$$

The amount of leakage indicated by this equation is reduced by increasing the inductance parameter L . A line having this relation between its parameters is called a distortionless line. This type of line is of considerable importance in telephony and telegraphy. To analyze this special case, let

$$(10.19) \quad a^2 = RG$$

Now we have

$$(10.20) \quad RC = LG$$

Hence

$$(10.21) \quad \begin{aligned} R^2 C^2 &= (LG)(RC) = (RG)(LC) \\ &= \frac{a^2}{v^2} \end{aligned}$$

But

$$(10.22) \quad (LG + RC) = 2RC = \frac{2a}{v}$$

Hence, Eq. (10.9) in this case becomes

$$(10.23) \quad \frac{\partial^2 e}{\partial x^2} = \frac{1}{v^2} \frac{\partial^2 e}{\partial t^2} + \frac{2a}{v} \frac{\partial e}{\partial t} + a^2 e$$

Let us now introduce the variable $y(x,t)$ defined by the equation

$$(10.24) \quad e(x,t) = e^{-avt}y(x,t)$$

If we perform the indicated differentiation and substitute the results into (10.23), we obtain after some reductions

$$(10.25) \quad \frac{\partial^2 y}{\partial x^2} = \frac{1}{v^2} \frac{\partial^2 y}{\partial t^2}$$

This is a one-dimensional wave equation in y , and its general solution is

$$(10.26) \quad y = F(x - vt) + G(x + vt)$$

where F and G denote arbitrary functions of the arguments $(x - vt)$ and $(x + vt)$, respectively. Now

$$(10.27) \quad av = (RC)v^2 = \frac{R}{L}$$

hence in view of (10.24) we have

$$(10.28) \quad e(x,t) = e^{-\frac{Rt}{L}}F(x - vt) + G(x + vt)$$

We thus see that the general solution of (10.9) in this case is given by the superposition of two arbitrary waves that travel without distortion to the left and to the right along the line with velocity of v but with an attenuation given by the factor $e^{-\frac{Rt}{L}}$.

Line without Leakage. In most practical power transmission lines, the insulation between the line wires is so good that the leakage conductance coefficient G may be taken equal to zero. In such a case, the equations for the potential and current of the transmission line become

$$(10.29) \quad \frac{\partial^2 e}{\partial x^2} = LC \frac{\partial^2 e}{\partial t^2} + RC \frac{\partial e}{\partial t}$$

$$(10.30) \quad \frac{\partial^2 i}{\partial x^2} = LC \frac{\partial^2 i}{\partial t^2} + RC \frac{\partial i}{\partial t}$$

To solve (10.30) we let

$$(10.31) \quad i = ye^{-\frac{Rt}{2L}}$$

Making this substitution in (10.30), we obtain after some reductions

$$(10.32) \quad \frac{\partial^2 y}{\partial x^2} = \frac{1}{v^2} \frac{\partial^2 y}{\partial t^2} - \frac{a^2}{v^2} y$$

Now let

$$(10.33) \quad z = a \sqrt{t^2 - \frac{x^2}{v^2}}$$

we have

$$(10.34) \quad \frac{\partial^2 y}{\partial x^2} = \frac{d^2 y}{dz^2} \left(\frac{\partial z}{\partial x} \right)^2 + \frac{dy}{dz} \frac{\partial^2 z}{\partial x^2}$$

$$(10.35) \quad \frac{\partial^2 y}{\partial t^2} = \frac{d^2 y}{dz^2} \left(\frac{\partial z}{\partial t} \right)^2 + \frac{dy}{dz} \frac{\partial^2 z}{\partial t^2}$$

On substituting these expressions for $\frac{\partial^2 y}{\partial x^2}$ and $\frac{\partial^2 y}{\partial t^2}$ in (10.32), we obtain after some reductions

$$(10.36) \quad \frac{d^2 y}{dz^2} + \frac{1}{z} \frac{dy}{dz} - y = 0$$

This equation is the modified Bessel differential equation of the zeroth order discussed in Sec. 10 of Chap. XIII. Its general solution is

$$(10.37) \quad y = AI_0(z) + BK_0(z)$$

where $I_0(z)$ and $K_0(z)$ are modified Bessel functions of the zeroth order of the first and second kind and A and B are arbitrary constants. Since the function $K_0(z)$ does not remain finite at $z = 0$, we must have $B = 0$. Hence the solution for the current is

$$(10.38) \quad i = e^{-\frac{Rt}{2L}} AI_0(z)$$

The constant A must be determined from a knowledge of the initial conditions of the transmission line.

The Steady-state Solution. Let us consider the transmission line shown in Fig. 10.2. In this case, we consider the effect of impressing a harmonic potential difference of the form $E_0 \cos \omega t$

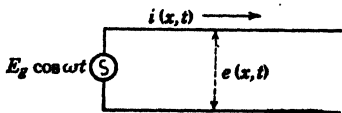


FIG. 10.2.

(ωt) at one end of the line. This case is of great importance in power transmission and in communication networks.

In this case, we impress on the line at $x = 0$ a potential difference of the form

$$(10.39) \quad E_0 \cos \omega t = \text{Re} (E_0 e^{j\omega t})$$

where Re denotes the "real part of."

To solve Eqs. (10.3) and (10.6) in this case, we assume a solution of the form

$$(10.40) \quad \begin{cases} e(x, t) = \text{Re} [E(x) e^{j\omega t}] \\ i(x, t) = \text{Re} [I(x) e^{j\omega t}] \end{cases}$$

We now substitute these assumed forms of the solution in (10.3) and (10.6) and drop the Re sign, remembering that to get the instantaneous potential difference $e(x,t)$ and the instantaneous current $i(x,t)$ we must use Eqs. (10.40). On substituting the above assumed form of the solution into (10.3) and (10.6) and dividing out the common factor $e^{j\omega t}$ we obtain

$$(10.41) \quad \begin{cases} \frac{dE}{dx} + (R + j\omega L)I = 0 \\ \frac{dI}{dx} + (G + j\omega C)E = 0 \end{cases}$$

It is convenient to introduce the notation

$$(10.42) \quad \begin{cases} Z = R + j\omega L \\ Y = G + j\omega C \end{cases}$$

In this case, the Eqs. (10.41) value to

$$(10.43) \quad \begin{cases} \frac{dE}{dx} + ZI = 0 \\ \frac{dI}{dx} + YE = 0 \end{cases}$$

We may eliminate E and I by differentiating each equation with respect to x and substituting either $\frac{dE}{dx}$, $\frac{dI}{dx}$ from the other. We thus obtain

$$(10.44) \quad \begin{cases} \frac{d^2E}{dx^2} = a^2E \\ \frac{d^2I}{dx^2} = a^2I \end{cases}$$

where

$$(10.45) \quad a^2 = ZY$$

These equations are linear differential equations of the second order with constant coefficients, and their solutions are

$$(10.46) \quad \begin{cases} E(x) = A_1e^{-ax} + A_2e^{ax} \\ I(x) = B_1e^{-ax} + B_2e^{ax} \end{cases}$$

The evaluation of the arbitrary constants (A_1 , A_2 , B_1 , B_2) requires a knowledge of the terminal conditions of the transmission line. The evaluation of these arbitrary constants in the case of general terminal conditions is straightforward but rather tedious.¹

¹ See, for example, E. A. Guillemin, "Communication Networks," Chap. II, John Wiley & Sons, Inc., New York, 1935.

To illustrate the general procedure, let us consider the case of a line short-circuited at $x = s$, as shown in Fig. 10.3.

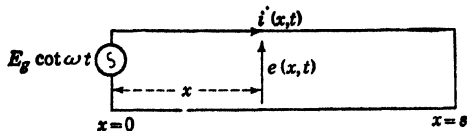


FIG. 10.3.

In this case, we have the boundary conditions

$$(10.47) \quad \begin{cases} E(0) = E_g \\ E(s) = 0 \end{cases}$$

These boundary conditions lead to the two simultaneous equations in the arbitrary constants A_1 and A_2

$$(10.48) \quad \begin{cases} A_1 + A_2 = E_g \\ A_1 e^{-as} + A_2 e^{as} = 0 \end{cases}$$

Solving for A_1 and A_2 and substituting the results into (10.46), we obtain

$$(10.49) \quad E(x) = \frac{E_g}{(e^{as} - e^{-as})} [e^{a(s-x)} - e^{-a(s-x)}]$$

This result may be written more concisely in terms of hyperbolic functions in the form

$$(10.50) \quad E(x) = \frac{E_g \sinh a(s-x)}{\sinh as}$$

We may obtain $I(x)$ directly from (10.43) in the form

$$(10.51) \quad \begin{aligned} I(x) &= -\frac{1}{Z} \frac{dE}{dx} \\ &= \frac{Ega \cosh a(s-x)}{Z \sinh as} \end{aligned}$$

If we introduce the notation

$$(10.52) \quad Z_0 = \sqrt{\frac{Z}{Y}}$$

then (10.51) may be written in the form

$$(10.53) \quad I(x) = \frac{Eg \cosh a(s-x)}{Z_0 \sinh as}$$

Since a is in general complex, we see that $E(x)$ and $I(x)$ are complex functions of x . To obtain the instantaneous potential $e(x, t)$ and

current $i(x,t)$, we must use Eqs. (10.40). An interesting physical significance of the solution may be obtained by considering an indefinitely long line. Since in general a is a complex number, we may write

$$(10.54) \quad a = a_1 + ja_2$$

In this case, the arbitrary constant A_2 in (10.46) must be equal to zero, since if it were not, the absolute value of $E(x)$ would increase indefinitely. Hence in this case we have

$$(10.55) \quad \begin{aligned} E(x) &= E_0 e^{-ax} = E_0 e^{-a_1 x} \cdot e^{-ja_2 x} \\ \text{since } E(0) &= E_0 \end{aligned}$$

The instantaneous potential is then given by (10.40) in the form

$$(10.56) \quad \begin{aligned} e(x,t) &= \text{Re} (E_0 e^{-ax} e^{j\omega t}) \\ &= E_0 e^{-a_1 x} \cos(\omega t - a_2 x) \end{aligned}$$

That is, as we travel along the infinite line, the potential is diminished by the factor $e^{-a_1 x}$ and a phase difference $a_2 x$ is introduced. In this case we have

$$(10.57) \quad I(x) = \frac{E_0}{Z_0} e^{-ax}$$

and the instantaneous current is given by (10.40). If there is no dissipation of energy along the line, then $R = 0$, $G = 0$; hence

$$(10.58) \quad a = j\omega \sqrt{LC}$$

or

$$(10.59) \quad a_1 = 0, \quad a_2 = \omega \sqrt{LC}$$

In this case, there is no attenuation of potential or current along the line, but we have

$$(10.60) \quad e(x,t) = E_0 \cos \omega(t - x \sqrt{LC})$$

This represents a harmonic wave having a phase velocity of $1/\sqrt{LC}$. The current in this case is given by

$$(10.61) \quad i(x,t) = E_0 \sqrt{\frac{C}{L}} \cos \omega(t - x \sqrt{LC})$$

The study of more complicated boundary conditions may be undertaken in the same manner beginning from Eqs. (10.46). An excellent discussion of the general solution will be found in the above-mentioned reference.

PROBLEMS

1. Find the form at time t of a vibrating string of length s , whose ends are fixed and which initially displaced into an isosceles triangle. The string is vibrating transversely, is under constant stretching force, and starts from rest.

2. A transversely vibrating string of length s is stretched between two points A and B . The initial displacement of each point of the string is zero, and the initial velocity at a distance x from A is $kx(s-x)$. Find the form of the string at any subsequent time.

3. The differential equation governing the displacement of a viscously damped string is

$$\frac{\partial^2 y}{\partial t^2} = c^2 \frac{\partial^2 y}{\partial x^2} - 2k \frac{\partial y}{\partial t}$$

Find the general solution of this equation when the string has an initial displacement $y = y_0(x)$ and an initial velocity $\frac{\partial y}{\partial t} = v_0(x)$ at $t = 0$.

4. A square membrane is made of material of density m grams per sq cm and is under a tension of T dynes per cm. What must be the length of one side of the membrane in order that the fundamental frequency be F_0 ? What will be the frequencies of the two lowest overtones?

5. A rectangular membrane is struck at its center, starting from rest, in such a way that at $t = 0$ a small rectangular region about the center may be considered to have a velocity v_0 , and the rest has no velocity. Find the amplitudes of the various overtones.

6. Write the differential equation governing the displacement of the *general* oscillations of a circular membrane. Show that the allowed angular frequencies are determined by the equation

$$J_n \left(a \sqrt{\frac{m\omega^2}{T}} \right) = 0 \quad n = 0, 1, 2, 3, \dots$$

where J_n is the Bessel function of the first kind and n th order, a is the radius of the circular membrane, m the mass per unit area of the membrane, and T the tension per unit length.

7. Show that the general solution of the differential equations governing the propagation of current and potential along a dissipationless transmission line $R = 0, G = 0$ is

$$\begin{aligned} e &= f \left(x - \frac{t}{\sqrt{LC}} \right) + g \left(x + \frac{t}{\sqrt{LC}} \right) \\ i &= \sqrt{\frac{C}{L}} f \left(x - \frac{t}{\sqrt{LC}} \right) - \sqrt{\frac{C}{L}} g \left(x + \frac{t}{\sqrt{LC}} \right) \end{aligned}$$

where f and g are arbitrary functions.

These solutions may be interpreted as a combination of two waves, one moving to the left and one moving to the right each with velocity $1/\sqrt{LC}$.

8. Show that if we place $G = 0$, and $L = 0$ in the transmission-line equations, we obtain an equation of the form

$$\frac{\partial^2 u}{\partial x^2} = h^2 \frac{\partial u}{\partial t}$$

This is the differential equation governing the distribution of temperature in the theory of one-dimensional heat conduction. Discuss the analogy between the transmission line in this case and the one-dimensional heat flow.

9. Show that the small longitudinal oscillations of a long rod satisfy the equation

$$\frac{\partial^2 u}{\partial t^2} = \frac{E}{m} \frac{\partial^2 u}{\partial x^2}$$

where u is the displacement of a point originally at a distance x from the end of the rod, E is the modulus of elasticity of the rod, and m is the density.

10. Find the natural frequencies of vibration of a long prismatic rod of length s , density m , and elastic modulus E , which is fixed at $x = 0$ and free at $x = s$.

11. Find the equation that determines the natural frequencies of vibration of the rod described above if the end $x = 0$ is fixed and the end $x = s$ is fastened to a mass M .

12. Starting with the differential equations of the dissipationless transmission line ($R = 0$, $G = 0$) and that governing the oscillations of a long prismatic bar, show that there exists a close analogy between the electrical and mechanical systems. What is the electrical analogy of a long rod oscillating freely whose end at $x = 0$ is fixed and whose other end at $x = s$ is free?

References

1. COULSON, C. A.: "Waves," Interscience Publishing Co., New York, 1943.
2. MORSE, P. M.: "Vibration and Sound," McGraw-Hill Book Company, Inc., New York, 1936.
3. GUILLEMIN, E. A.: "Communication Networks," Vol. II, John Wiley & Sons, Inc., New York, 1935.
4. TIMOSHENKO, S.: "Vibration Problems in Engineering," D. Van Nostrand Company, Inc., New York, 1937.

CHAPTER XVII

SIMPLE SOLUTIONS OF LAPLACE'S DIFFERENTIAL EQUATION

1. Introduction. Perhaps the most important partial differential equation of applied mathematics is the equation of Laplace

$$(1.1) \quad \Delta^2 v = \frac{\partial^2 v}{\partial x^2} + \frac{\partial^2 v}{\partial y^2} + \frac{\partial^2 v}{\partial z^2} = 0$$

As was shown in Chap. XV, if (x, y, z) are the rectangular coordinates of any point in space, this equation is satisfied by the following functions which occur in various branches of applied mathematics:

a. The gravitational potential in regions not occupied by attracting matter.

b. The electrostatic potential in a uniform dielectric, in the theory of electrostatics.

c. The magnetic potential in free space, in the theory of magneto-statics.

d. The electric potential, in the theory of the steady flow of electric currents in solid conductors.

e. The temperature in the theory of thermal equilibrium of solids.

f. The velocity potential at points of a homogeneous liquid moving irrotationally in hydrodynamical problems.

In spite of the physical differences of the above subjects, the mathematical investigations are much the same for all of them. For example, the problem of determining the temperature in a solid when its surface is maintained at a given temperature is mathematically identical with the problem of determining the electric intensity in a region when the points of its boundary are maintained at given potentials. In this chapter, we shall discuss the solution of Laplace's equation by the method of separation of variables. The method of conjugate functions will be discussed in Chap. XX.

2. Laplace's Equation in Cartesian, Cylindrical and Spherical, Coordinate Systems. In Sec. 12 of Chap. XV, the Laplace operator ∇^2 was expressed in general orthogonal curvilinear coordinates. From the results of that chapter, we have the following forms of Laplace's equation.

a. Cartesian Coordinates

$$(2.1) \quad \nabla^2 v = \frac{\partial^2 v}{\partial x^2} + \frac{\partial^2 v}{\partial y^2} + \frac{\partial^2 v}{\partial z^2} = 0$$

b. Cylindrical Coordinates. Expressed in terms of the cylindrical coordinates of Fig. 2.1, it is

$$(2.2) \quad \nabla^2 v = \frac{1}{r} \frac{\partial}{\partial r} \left(r \frac{\partial v}{\partial r} \right) + \frac{1}{r^2} \frac{\partial^2 v}{\partial \theta^2} + \frac{\partial^2 v}{\partial z^2} = 0$$

c. Spherical Coordinates. Laplace's equation expressed in the spherical coordinates of Fig. 2.2 is

$$(2.3) \quad \nabla^2 v = \frac{1}{r^2} \frac{\partial}{\partial r} \left(r^2 \frac{\partial v}{\partial r} \right) + \frac{1}{r^2 \sin \theta} \frac{\partial}{\partial \theta} \left(\sin \theta \frac{\partial v}{\partial \theta} \right) + \frac{1}{r^2 \sin \theta} \frac{\partial^2 v}{\partial \phi^2} = 0$$

These are the most common coordinates usually encountered in practice.

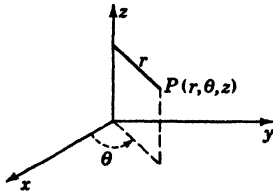


FIG. 2.1.

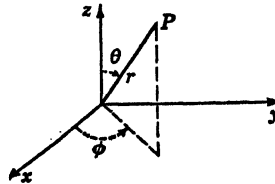


FIG. 2.2.

3. Two-dimensional Steady Flow of Heat. To illustrate the solution of Laplace's equation in a simple two-dimensional case, let us consider the following problem.

Suppose we have a thin plate (Fig. 3.1) that is bounded by the lines $x = 0$, $x = s$, and $y = \infty$ (Fig. 3.1). Let the temperature of the edge $y = 0$ be constant with time and be given by $F(x)$. Let the temperature on the other edge be always zero. We shall suppose that heat cannot escape from either surface of the plate and that the effect of initial conditions has passed away. We assume that the temperature is everywhere independent

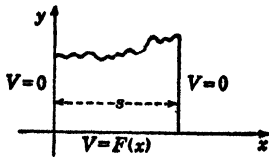


FIG. 3.1.

of time. We wish to determine the temperature within the plate.

The problem is one of steady two-dimensional heat flow. In Sec. 14, Chap. XV, we found that the temperature distribution v inside a homogeneous solid satisfies the equation

$$(3.1) \quad \frac{\partial v}{\partial t} = h^2 \nabla^2 v$$

where h^2 is the diffusivity of the substance and is a constant.

In the case under consideration, we have

$$(3.2) \quad \frac{\partial v}{\partial t} = 0$$

since, by hypothesis, the temperature v does not depend on the time t . Equation (3.1), therefore, reduces to

$$(3.3) \quad \nabla^2 v = \frac{\partial^2 v}{\partial x^2} + \frac{\partial^2 v}{\partial y^2} = 0$$

subject to the boundary conditions

$$(3.4) \quad \left. \begin{array}{l} v = 0 \\ x = 0 \end{array} \right\} \quad \left. \begin{array}{l} v = 0 \\ x = s \end{array} \right\} \quad \left. \begin{array}{l} v = 0 \\ y = \infty \end{array} \right\} \quad \left. \begin{array}{l} v = F(x) \\ y = 0 \end{array} \right\} .$$

In order to solve Eq. (3.3), we try a solution of the form

$$(3.5) \quad v = F_1(x)F_2(y)$$

where $F_1(x)$ is a function of x only and $F_2(y)$ is a function of y only. On substituting this assumed solution into (3.3) and rearranging, we obtain

$$(3.6) \quad \frac{1}{F_1(x)} \frac{d^2 F_1}{dx^2} = - \frac{1}{F_2} \frac{d^2 F_2}{dy^2}$$

Now a change in x will not change the right-hand member, and a change in y will not change the left-hand member. Hence each of the expressions of (3.6) must be independent of x and y and must, therefore, be equal to a constant. Let us call this constant $-k^2$. Equation (3.6) then breaks up into two equations

$$(3.7) \quad \frac{d^2 F_1}{dx^2} = -k^2 F_1 \quad \text{and} \quad \frac{d^2 F_2}{dy^2} = k^2 F_2$$

The variables are now said to be separated. This method of solving the partial differential Eq. (3.3) is called the method of separation of variables. The equations (3.7) are linear equations with constant coefficients, and their solutions are

$$(3.8) \quad \begin{cases} F_1 = c_1 \cos kx + c_2 \sin kx \\ F_2 = c_3 e^{ky} + c_4 e^{-ky} \end{cases}$$

where the c 's are arbitrary constants. Substituting this into (3.5) we

have

$$(3.9) \quad v = (c_1 \cos kx + c_2 \sin kx)(c_3 e^{ky} + c_4 e^{-ky}) \\ = e^{-ky}(A \cos kx + B \sin kx) + e^{ky}(M \cos kx + N \sin kx)$$

where A , B , M , and N are *arbitrary constants*. We must now adjust this solution in order to satisfy the boundary conditions (3.4).

In the first place the temperature is zero when y is infinite. Hence we have

$$(3.10) \quad M = N = 0$$

Now since $v = 0$ for $x = 0$, we cannot have a cosine term in the solution, so $A = 0$. At $x = s$, $v = 0$ for all positive values of y . Hence

$$(3.11) \quad B \sin ks = 0$$

For a nontrivial solution, $B = 0$; hence

$$(3.12) \quad \sin ks = 0$$

This equation determines the possible values of k . They are

$$(3.13) \quad k = \frac{m\pi}{s} \quad m = 0, 1, 2, 3, \dots$$

Hence to each value of m there is a solution

$$(3.14) \quad v_m = B_m e^{-\frac{m\pi y}{s}} \sin \frac{m\pi x}{s}$$

where B_m is an arbitrary constant. If we take the sum of all possible solutions of the type (3.14), we construct the solution

$$(3.15) \quad v = \sum_{m=1}^{\infty} B_m e^{-\frac{m\pi y}{s}} \sin \frac{m\pi x}{s}$$

We now only have to satisfy the condition $v = F(x)$ at $y = 0$. Placing $y = 0$ in (3.15), we have

$$(3.16) \quad F(x) = \sum_{m=1}^{m=\infty} B_m \sin \frac{m\pi x}{s}$$

This is the half-range sine series for v as discussed in Chap. III. The coefficients B_m are given by

$$(3.17) \quad B_m = \frac{2}{s} \int_0^s F(x) \sin \left(\frac{m\pi x}{s} \right) dx$$

Placing these values of the coefficients B_m in (3.15), we have the solution to the problem.

Temperature Distribution of a Finite Plate. As a simple extension of the above problem, let us consider the distribution of temperature inside the plate of Fig. 3.2. The boundary conditions are

$$(3.18) \quad \left. \begin{matrix} v = 0 \\ x = 0 \end{matrix} \right\} \quad \left. \begin{matrix} v = 0 \\ y = 0 \end{matrix} \right\} \quad \left. \begin{matrix} v = 0 \\ x = s \end{matrix} \right\} \quad \begin{matrix} v = F(x) \\ y = h \end{matrix}$$

Starting with the solution (3.9), we see that again we cannot have any cosine terms present, and again the possible values of k are given by (3.13). We thus have

$$(3.19) \quad \begin{aligned} v_m &= e^{-\frac{m\pi y}{s}} B_m \sin \frac{m\pi x}{s} + e^{\frac{m\pi y}{s}} N_m \sin \frac{m\pi x}{s} \\ &= \left(e^{-\frac{m\pi y}{s}} B_m + e^{\frac{m\pi y}{s}} N_m \right) \sin \frac{m\pi x}{s} \end{aligned}$$

Now at $y = 0, v = 0$, for $0 < x < s$; therefore

$$(3.20) \quad B_m + N_m = 0 \quad \text{or} \quad B_m = -N_m$$

Hence we can write the solution in the form

$$(3.21) \quad v_m = C_m \sinh \frac{m\pi y}{s} \sin \frac{m\pi x}{s}$$

where C_m is an arbitrary constant.

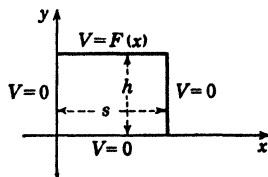


FIG. 3.2.

Summing over all possible values of m , we have

$$(3.22) \quad v = \sum_{m=1}^{m=\infty} C_m \sinh \frac{m\pi y}{s} \sin \frac{m\pi x}{s}$$

Now at $y = h$, we have

$$(3.23) \quad F(x) = \sum_{m=1}^{m=\infty} C_m \sinh \frac{m\pi h}{s} \sin \frac{m\pi x}{s}$$

This is a half-range sine expansion for $F(x)$. Hence

$$(3.24) \quad C_m \sinh \frac{m\pi h}{s} = \frac{2}{s} \int_0^s F(x) \sin \left(\frac{m\pi x}{s} \right) dx$$

or

$$(3.25) \quad C_m = \frac{2}{s \sinh \frac{m\pi h}{s}} \int_0^s F(x) \sin \left(\frac{m\pi x}{s} \right) dx$$

If we substitute this value of C_m into (3.22), we have the solution to the problem.

4. Cylindrical Harmonics. In its most general sense, the term "harmonic" applies to any solution of Laplace's equation. However, the term harmonic is usually used in a more restricted sense to mean a solution of Laplace's equation in a specified coordinate system. If we write Laplace's equation in cylindrical coordinates and assume that v is independent of the coordinate z , we have from Eq. (2.2)

$$(4.1) \quad \frac{1}{r} \frac{\partial}{\partial r} \left(r \frac{\partial v}{\partial r} \right) + \frac{1}{r^2} \frac{\partial^2 v}{\partial \theta^2} = 0$$

We now attempt to find a solution of this equation of the form

$$(4.2) \quad v = F_1(\theta)F_2(r)$$

Substituting this in (4.1), we have

$$(4.3) \quad \frac{F_1(\theta)}{r} \frac{d}{dr} \left(r \frac{dF_2}{dr} \right) + \frac{F_2(r)}{r^2} \frac{d^2 F_1(\theta)}{d\theta^2} = 0$$

Multiplying by r^2 and dividing by $F_1 F_2$, we have

$$(4.4) \quad \frac{1}{F_2} \left(r^2 \frac{d^2 F_2}{dr^2} + r \frac{dF_2}{dr} \right) = - \frac{1}{F_1} \frac{d^2 F_1}{d\theta^2} = n^2$$

where since the left side of the equation is a function of r alone and the right side is a function of θ alone we conclude that both sides of the equation are equal to the same constant which we have called n^2 . We thus have the two equations

$$(4.5) \quad \frac{d^2 F_1}{d\theta^2} + n^2 F_1 = 0$$

and

$$(4.6) \quad r^2 \frac{d^2 F_2}{dr^2} + r \frac{dF_2}{dr} - n^2 F_2 = 0$$

The variables are now separated. The equation (4.5) is the well-known equation of simple harmonic motion. Its solution is

$$(4.7) \quad F_1 = A \cos n\theta + B \sin n\theta$$

It is easily verified that the solution of (4.6) is

$$(4.8) \quad F_2 = Cr^n + Dr^{-n}$$

if $n \neq 0$.

If $n = 0$, we have the solutions

$$(4.9) \quad \begin{cases} F_1 = A_0\theta + B_0 \\ F_2 = C_0 \ln r + D_0 \end{cases}$$

where the A, B, C, D quantities are arbitrary constants.

The number n is called the degree of the harmonic. The solutions of Laplace's equation in cylindrical coordinates when v is independent of the coordinate z are called *circular harmonics*. Circular harmonics are of extreme importance in the solution of two-dimensional problems having cylindrical symmetry.

The circular harmonics are then

$$(4.10) \quad \begin{cases} v_0 = (A_0\theta + B_0)(C_0 \ln r + D_0) & \text{degree zero} \\ v_n = (A_n \cos n\theta + B_n \sin n\theta)(C_n r^n + D_n r^{-n}) & \text{degree } n \end{cases}$$

In most applications of circular harmonics to physical problems, the function v is usually a *single-valued* function of θ . Since if we increase θ by 2π we reach the same point in the xy plane, in order for v_n to be single-valued, we must have

$$(4.11) \quad v_n(r, \theta + 2\pi) = v_n(r, \theta)$$

It is thus necessary for n to take only integral values. A general single-valued solution of Laplace's equation is obtained by summing the solutions (4.10) over all possible values of n in the form

$$(4.12) \quad v = a_0 \ln r + \sum_{n=1}^{\infty} r^n (a_n \cos n\theta + b_n \sin n\theta) + \sum_{n=1}^{\infty} \frac{1}{r^n} (q_n \cos n\theta + f_n \sin n\theta) + C_0$$

where the $a, b, q, f,$ and C_0 quantities are arbitrary constants.

As a simple illustration of the use of cylindrical harmonics, let us consider the following problem. Suppose a very long circular cylinder is composed of two halves as shown in Fig. 4.1.

The two halves of the cylinder are thermally insulated from each other, and the upper half of the cylinder is kept at temperature v_1 while the lower half is kept at temperature v_2 . It is required to find the steady-state temperature in the region inside the cylinder. It is

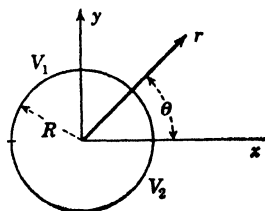


FIG. 4.1.

assumed that the cylinder is so long in the z direction that the temperature is independent of z .

To solve this problem, we must solve the equation

$$(4.13) \quad \nabla^2 v = 0$$

in the region inside the cylinder and satisfy the boundary conditions

$$(4.14) \quad \begin{cases} v = v_1 & \text{at } r = R & 0 < \theta < \pi \\ v = v_2 & \text{at } r = R & \pi < \theta < 2\pi \end{cases}$$

We do this by taking the general solution (4.12) and specializing it to the boundary conditions (4.14). In the first place, we notice that the temperature must be finite at the origin $r = 0$. It is necessary, therefore, for the constants a_0 , q_n , and f_n to be equal to zero.

There remains the solution

$$(4.15) \quad v = \sum_{n=1}^{\infty} r^n (a_n \cos n\theta + b_n \sin n\theta) + C_0$$

Before solving the problem under consideration, let us solve the more general problem in which the temperature is specified on the circumference of the cylinder $r = a$ as an arbitrary function of θ , so that

$$(4.16) \quad v = F(\theta) \quad \text{at } r = R$$

We then have on placing $r = R$ in (4.15)

$$(4.17) \quad F(\theta) = \sum_{n=1}^{\infty} R^n (a_n \cos n\theta + b_n \sin n\theta) + C_0$$

The problem of determining the constants a_n , b_n , and c_0 reduces to expanding the function $F(\theta)$ in a Fourier series. We therefore have

FIG. 4.2.

$$(4.18) \quad \begin{cases} a_n = \frac{1}{R^n \pi} \int_0^{2\pi} F(\theta) \cos(n\theta) d\theta \\ b_n = \frac{1}{R^n \pi} \int_0^{2\pi} F(\theta) \sin(n\theta) d\theta \\ c_0 = \frac{1}{2\pi} \int_0^{2\pi} F(\theta) d\theta \end{cases}$$

An interesting special case arises when the temperature of the upper half of the cylinder is kept at v_0 and the lower half is kept at a temperature equal to zero. The function $F(\theta)$ is then given graphically by Fig. 4.2.

We then have

$$(4.19) \quad \begin{cases} a_n = \frac{v_0}{R^n \pi} \int_0^\pi \cos(n\theta) d\theta = 0 \\ b_n = \frac{v_0}{R^n \pi} \int_0^\pi \sin(n\theta) d\theta = \frac{2v_0}{R^n \pi n} & n \text{ odd} \\ c_0 = \frac{1}{2\pi} \int_0^\pi v_0 d\theta = \frac{v_0}{2} \end{cases}$$

Substituting this into (4.15), we obtain

$$(4.20) \quad v(r, \theta) = \frac{2v_0}{\pi} \sum_{n=1}^{\infty} \left(\frac{r}{R}\right)^n \frac{\sin(n\theta)}{n} + \frac{v_0}{2} \quad n \text{ odd}$$

Other two-dimensional problems having circular symmetry may be solved in a similar manner.

5. Conducting Cylinder in a Uniform Field. As another example of the application of circular harmonics, let us consider the following problem:

An infinitely long uncharged conducting cylinder of circular cross section is placed in a uniform electric field E_0 with its axis at right angles to the lines of force. Denote the radius of the cylinder by a , and take the x axis in the direction of the field as in Fig. 5.1 and the z axis along the axis of the cylinder. We wish to determine the field induced by the presence of the cylinder.

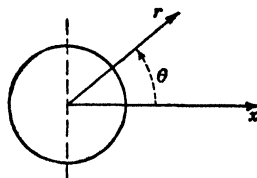


FIG. 5.1.

It is clear from symmetry that the potential v is not a function of z . As explained in Sec. 16 of Chap. XV, the electrostatic field E is derived from the potential v by the equation

$$(5.1) \quad E = -\text{grad } v = -\nabla v$$

and v satisfies Laplace's equation.

The original potential outside the cylinder is of the form

$$(5.2) \quad v_0 = -E_0 x = -E_0 r \cos \theta$$

This field will induce charges on the perfectly conducting cylinder, and these induced charges will produce a potential v_i . The total potential due to the external field and the induced separation of charges of the cylinder is given by

$$(5.3) \quad v = v_0 + v_i = -E_0 r \cos \theta + v_i$$

Now since the cylinder is perfectly conducting, it is an equipotential surface and we may take its potential as zero. We, therefore, have

$$(5.4) \quad v = 0 \quad \text{at } r = a$$

Now at infinity, the potential produced by the induced charges on the cylinder must vanish, since by hypothesis, the cylinder is initially uncharged and the external field produces only a separation of charge. Also by symmetry, the induced potential must be symmetrical about the x axis; hence it must be an even function of θ .

It follows, therefore, that in the general circular harmonic solution of Laplace's equation we must have a_0 , a_n , b_n equal to zero so that the potential will remain finite at infinity, and f_n must be equal to zero for a potential that is an even function of θ . The constant term may be taken equal to zero without loss of generality. We, therefore, take v_i in the form

$$(5.5) \quad v_i = \sum_{n=1}^{\infty} \frac{q_n}{r^n} \cos n\theta$$

The total potential is given by (5.3) in the form

$$(5.6) \quad v = -E_0 r \cos \theta + \sum_{n=1}^{\infty} \frac{q_n \cos n\theta}{r^n}$$

Now at $r = a$, we have

$$(5.7) \quad 0 = -E_0 a \cos \theta + \sum_{n=1}^{\infty} \frac{q_n \cos n\theta}{a^n}$$

or

$$(5.8) \quad \sum_{n=1}^{\infty} \frac{q_n \cos n\theta}{a^n} = E_0 a \cos \theta$$

To obtain the unknown coefficients q_n , we equate coefficients of like harmonic terms in θ and obtain

$$(5.9) \quad \begin{aligned} \frac{q_1}{a} &= E_0 a \\ q_n &= 0 \quad \text{if } n > 1 \end{aligned}$$

Hence

$$(5.10) \quad q_1 = E_0 a^2$$

The complete potential (5.6) then becomes

$$(5.11) \quad v = - \left(1 - \frac{a^2}{r^2} \right) E_0 r \cos \theta$$

Since $E = -\nabla v$, the radial and tangential components of the electric field are obtained by taking the gradient in cylindrical coordinates and we obtain

$$(5.12) \quad \begin{cases} E_r = -\frac{\partial v}{\partial r} = \left(1 + \frac{a^2}{r^2} \right) E_0 \cos \theta \\ E_\theta = -\frac{\partial v}{r \partial \theta} = - \left(1 - \frac{a^2}{r^2} \right) E_0 \sin \theta \end{cases}$$

6. General Cylindrical Harmonics. We have considered solutions of Laplace's equation in cylindrical coordinates that were independent of the coordinate z . In certain three-dimensional problems, it is necessary to obtain solutions of Laplace's equation when v is a function of the three cylindrical coordinates r , θ , and z .

$$(6.1) \quad \frac{1}{r} \frac{\partial}{\partial r} \left(r \frac{\partial v}{\partial r} \right) + \frac{1}{r^2} \frac{\partial^2 v}{\partial \theta^2} + \frac{\partial^2 v}{\partial z^2} = 0$$

We begin by assuming a solution of the form

$$(6.2) \quad v = F_1(\theta)F_2(r)F_3(z)$$

where F_1 is a function of θ alone, etc. Substituting this assumed form of solution in (6.1) and after some reductions, we obtain

$$(6.3) \quad \frac{1}{F_3} \frac{d^2 F_3}{dz^2} = - \frac{1}{F_2} \frac{d^2 F_2}{dr^2} - \frac{1}{r F_2} \frac{dF_2}{dr} - \frac{1}{r^2 F_1} \frac{d^2 F_1}{d\theta^2}$$

Now by hypothesis F_3 is a function of z only, and by (6.3) a change in z does not change the right-hand side since it is not a function of z . Hence the left side of (6.3) reduces to a constant and we write

$$(6.4) \quad \frac{1}{F_3} \frac{d^2 F_3}{dz^2} = k^2$$

hence

$$(6.5) \quad F_3 = C_1 e^{kz} + C_2 e^{-kz}$$

Now from (6.3) and (6.4) we have

$$(6.6) \quad \frac{r^2}{F_2} \frac{d^2 F_2}{dr^2} + \frac{r}{F_2} \frac{dF_2}{dr} + k^2 r^2 = - \frac{1}{F_1} \frac{d^2 F_1}{d\theta^2}$$

By the same reasoning as above, it follows that each member of (6.6) is a constant. Let us call this constant m^2 . We, therefore, have

$$(6.7) \quad \frac{d^2 F_1}{d\theta^2} = -m^2 F_1$$

Therefore

$$(6.8) \quad F_1 = C_3 \cos m\theta + C_z \sin m\theta$$

and

$$(6.9) \quad r^2 \frac{d^2 F_2}{dr^2} + r \frac{dF_2}{dr} + (k^2 r^2 - m^2) F_2 = 0$$

If we place

$$(6.10) \quad kr = x$$

in (6.9), we obtain

$$(6.11) \quad x^2 \frac{d^2 F_2}{dx^2} + x \frac{dF_2}{dx} + (x^2 - m^2) F_2 = 0$$

This is Bessel's differential equation discussed in Chap. XIII. Its solution is

$$(6.12) \quad \begin{aligned} F_2 &= C_5 J_m(x) + C_6 J_{-m}(x) \\ &= C_5 J_m(kr) + C_6 J_{-m}(kr) \end{aligned}$$

if m is fractional, or

$$(6.13) \quad F_2 = C_5 J_m(kr) + C_6 Y_m(kr)$$

if m is integral.

Any of the above values of F_1 , F_2 , and F_3 substituted in (6.2) gives a solution of Laplace's equation. If we let k be a fixed constant and if we require v to be a single-valued function of θ , then m must take only integral values and we have the solution

$$(6.14) \quad v = \sum_{m=0}^{m=\infty} [c^{kz}(A_m \cos m\theta + B_m \sin m\theta) + e^{-kz}(C_m \cos m\theta + D_m \sin m\theta)] J_m(kr)$$

This solution remains finite at $r = 0$ and is useful in certain electrical problems and problems of steady heat conduction.

7. Spherical Harmonics. If the boundary conditions of a problem involving the solution of Laplace's equation are simply expressed in spherical polar coordinates, it is useful to have a general solution of Laplace's equation in this system of coordinates.

In this case we must find solutions of the Eq. (2.3). This equation may be written in the form

$$(7.1) \quad \frac{\partial}{\partial r} \left(r^2 \frac{\partial v}{\partial r} \right) + \frac{1}{\sin \theta} \frac{\partial}{\partial \theta} \left(\sin \theta \frac{\partial v}{\partial \theta} \right) + \frac{1}{\sin^2 \theta} \frac{\partial^2 v}{\partial \phi^2} = 0$$

We wish to find a solution of the form

$$(7.2) \quad v = R\Theta\Phi = RS$$

where R is a function of r only, Θ is a function of θ only, and Φ is a function of ϕ only.

The function

$$(7.3) \quad S(\theta, \phi) = \Theta\Phi$$

is called a *surface harmonic*. The function Θ , when ϕ is a constant, is called a *zonal surface harmonic*.

If we substitute (7.2) in (7.1) and divide through by RS , we have

$$(7.4) \quad \frac{1}{R} \frac{d}{dr} \left(r^2 \frac{dR}{dr} \right) + \frac{1}{S \sin \theta} \frac{\partial}{\partial \theta} \left(\sin \theta \frac{\partial S}{\partial \theta} \right) + \frac{1}{S \sin^2 \theta} \frac{\partial^2 S}{\partial \phi^2} = 0$$

The first term is a function of r only, and the other ones involve only the angles. For all values of the coordinates, therefore, the equation can be satisfied only if

$$(7.5) \quad \frac{1}{R} \frac{d}{dr} \left(r^2 \frac{dR}{dr} \right) = K$$

and

$$(7.6) \quad \frac{1}{S \sin \theta} \frac{\partial}{\partial \theta} \left(\sin \theta \frac{\partial S}{\partial \theta} \right) + \frac{1}{S \sin^2 \theta} \frac{\partial^2 S}{\partial \phi^2} = -K$$

If we place

$$(7.7) \quad K = n(n+1)$$

the solution of Eq. (7.5) is easily seen to be

$$(7.8) \quad R = Ar^n + Br^{-n-1}$$

If we multiply Eq. (7.6) by s , we have

$$(7.9) \quad \frac{1}{\sin \theta} \frac{\partial}{\partial \theta} \left(\sin \theta \frac{\partial s}{\partial \theta} \right) + \frac{1}{\sin^2 \theta} \frac{\partial^2 s}{\partial \phi^2} + n(n+1)s = 0$$

Equation (7.2) therefore takes the form

$$(7.10) \quad v = (Ar^n + Br^{-n-1})S_n$$

The subscript on S_n signifies that the same value of n must be used in both terms of (7.10). Any sum of solutions of the type of (7.10) is also a solution.

A General Property of Surface Harmonics. By the use of Green's theorem (Sec. 9, Chap. XV), which may be written in the form

$$(7.11) \quad \iiint_v (U \nabla^2 W - W \nabla^2 U) dv = \iint_s (U \nabla W - W \nabla U) \cdot ds$$

we may derive an important property of the function S_n . To do this, let

$$(7.12) \quad U = r^m S_m, \quad W = r^n S_n$$

so that

$$(7.13) \quad \nabla^2 U = \nabla^2 W = 0$$

and hence the volume integral vanishes. If we take for the surface in Green's theorem, a unit sphere, we have

$$(7.14) \quad (\nabla U)_s = \frac{\partial}{\partial r} (r^m S_m) = m r^{m-1} S_m = m S_m \quad \text{at } r = 1$$

and similarly

$$(7.15) \quad (\nabla W)_s = n S_n$$

Since both $(\nabla U)_s$ and $(\nabla W)_s$ have the normal direction to the sphere, the dot product in (7.11) is absorbed and we have

$$(7.16) \quad \iint_s (n S_n S_m - m S_n S_m) ds = (n - m) \iint_s S_n S_m ds = 0$$

and if $n \neq m$, we obtain the result

$$(7.17) \quad \iint_s S_n S_m ds = 0$$

where the surface integration is taken over a unit sphere.

Surface Zonal Harmonics. A very important special case is the one in which v is independent of ϕ so that Φ is a constant and S_n is a function of θ only. In this case, we have

$$(7.18) \quad \frac{\partial^2 S}{\partial \phi^2} = 0$$

and Eq. (7.9) reduces to

$$(7.19) \quad \frac{1}{\sin \theta} \frac{d}{d\theta} \left(\sin \theta \frac{dS_n}{d\theta} \right) + n(n+1) S_n = 0$$

If we write

$$(7.20) \quad \mu = \cos \theta$$

and transform Eq. (7.19) from the independent variable θ to the independent variable μ , we obtain

$$(7.21) \quad \frac{d}{d\mu} \left[(1 - \mu^2) \frac{dS_n}{d\mu} \right] + n(n + 1)S_n = 0$$

This we recognize as the Legendre equation of Chap. XIV. If n is a positive integer, a solution of (7.21) is given by the Legendre polynomial

$$(7.22) \quad S_n = P_n(\mu) = P_n(\cos \theta)$$

By combining the solutions thus obtained, we have from (7.10) the solution

$$(7.23) \quad v = \sum_{n=0}^{n=\infty} \left(A_n r^n + \frac{B_n}{r^{n+1}} \right) P_n(\cos \theta)$$

where A_n and B_n are arbitrary constants.

This solution has many applications to problems in electrostatics, magnetostatics, and potential theory that have spherical symmetry such that the function v is symmetrical about the z axis so that it is independent of the angle ϕ .

8. The Potential of a Ring. As was shown in Sec. 15 of Chap. XV, if a particle of matter of mass m is at a point (a, b, c) of a Cartesian reference frame, then the gravitational potential at (x, y, z) due to the mass is

$$(8.1) \quad v_m = \frac{m}{\sqrt{(x - a)^2 + (y - b)^2 + (z - c)^2}}$$

It was also shown in that section that the gravitational potential v satisfies Laplace's equation

$$(8.2) \quad \nabla^2 v = 0$$

in the region not occupied by matter.

Let us determine the potential at any point due to a uniform circular ring of small cross section lying in the plane of x, y with its center at 0 as shown in Fig. 8.1.

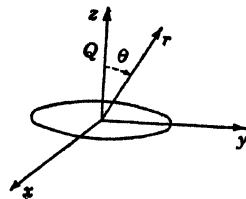


FIG. 8.1.

By symmetry, the potential v is symmetric about the z axis and is independent of the angle ϕ . We know, therefore, that the potential

v is of the form

$$(8.3) \quad v = \sum_{n=0}^{n=\infty} \left(A_n r^n + \frac{B_n}{r^{n+1}} \right) P_n(\cos \theta)$$

The problem is to determine the unknown coefficients A_n and B_n . We may determine these coefficients by realizing that any point Q on the z axis is at the same distance

$$\sqrt{a^2 + r^2}$$

from all points of the ring where $OQ = r$, and a is the radius of the ring. The dimensions of the ring are assumed negligible. Hence the potential at Q is

$$(8.4) \quad \frac{M}{\sqrt{a^2 + r^2}}$$

where M is the total mass of the ring.

By the binomial theorem, we have

$$(8.5) \quad \frac{M}{\sqrt{a^2 + r^2}} = \frac{M}{a} \left(1 - \frac{r^2}{2a^2} + \frac{1 \cdot 3r^4}{2 \cdot 4a^4} - \dots \right)$$

when $r < a$, and

$$(8.6) \quad \frac{M}{\sqrt{a^2 + r^2}} = \frac{M}{a} \left(\frac{a}{r} - \frac{1a^3}{2r^3} + \frac{1 \cdot 3a^5}{2 \cdot 4r^5} - \dots \right)$$

when $r > a$.

The general solution (8.3) must reduce to either (8.5) or (8.6) for a point on z where $\theta = 0$. Now we have from Chap. XIV

$$(8.7) \quad P_n(\cos 0) = P_n(1) = 1$$

Hence for points on the z axis (8.3) becomes

$$(8.8) \quad v = \sum_{n=0}^{\infty} \left(A_n r^n + \frac{B_n}{r^{n+1}} \right)$$

Comparing this with (8.5) and (8.6), we have $B_n = 0$ if $r < a$ and A_n are the coefficients of (8.5), while $A_n = 0$ if $r > a$ and B_n are the coefficients of (8.6). Hence we have the solution

$$(8.9) \quad v = \frac{M}{a} \left[P_0(\cos \theta) - \frac{1}{2} \frac{r^2}{a^2} P_2(\cos \theta) + \frac{1 \cdot 3}{2 \cdot 4} \frac{r^4}{a^4} P_4(\cos \theta) - \dots \right]$$

where $r < a$, and

$$(8.10) \quad v = \frac{M}{a} \left[\frac{a}{r} P_0(\cos \theta) - \frac{1}{2} \frac{a^3}{r^3} P_2(\cos \theta) + \frac{1 \cdot 3}{2 \cdot 4} \frac{a^5}{r^5} P_4(\cos \theta) - \dots \right]$$

when $r > a$.

9. The Potential about a Spherical Surface. As another example of the use of the general solution (7.23), let us consider the following problem:

Let a spherical surface be kept at a fixed distribution of electric potential of the form

$$(9.1) \quad v = F(\theta)$$

on the surface of the sphere of Fig. 9.1.

The space inside and outside the spherical surface is assumed to be free of charges, and it is desired to determine the potential inside and outside the spherical surface.

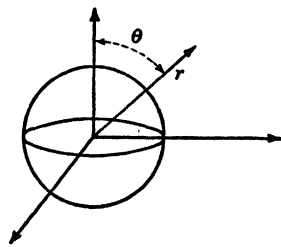


FIG. 9.1.

In this case we have the boundary conditions

$$(9.2) \quad v = F(\theta) \quad \text{when } r = a,$$

where a is the radius of the sphere, and

$$(9.3) \quad \lim_{r \rightarrow \infty} v = 0$$

that is, the potential vanishes at infinity.

a. The Region outside the Spherical Surface. In the region outside the spherical surface because of the boundary condition (9.3) we cannot have any positive powers of r . In this case, the general solution (7.23) has $A_n = 0$ and we have

$$(9.4) \quad v = \sum_{n=0}^{\infty} \frac{B_n}{r^{n+1}} P_n(\cos \theta) \quad r > a$$

To determine the unknown constants B_n , we use the boundary condition (9.2). Placing $r = a$ in (9.4), we have

$$(9.5) \quad F(\theta) = f(\cos \theta) = \sum_{n=0}^{\infty} \frac{B_n}{a^{n+1}} P_n(\cos \theta)$$

If we let

$$(9.6) \quad \cos \theta = u$$

we have to expand $f(u)$ in a series of Legendre polynomials of the form

$$(9.7) \quad f(u) = \sum_{n=0}^{\infty} \frac{B_n}{a^{n+1}} P_n(u)$$

By the results of Chap. XIV we have

$$(9.8) \quad \begin{aligned} \frac{B_n}{a^{n+1}} &= \frac{2n+1}{2} \int_{-1}^{+1} f(u) P_n(u) du \\ &= \frac{2n+1}{2} \int_0^\pi F(\theta) P_n(\cos \theta) \sin \theta d\theta \end{aligned}$$

Hence

$$(9.9) \quad B_n = a^{n+1} \left(\frac{2n+1}{2} \right) \int_0^\pi F(\theta) P_n(\cos \theta) \sin \theta d\theta$$

This determines the coefficients in the solution (9.4).

b. The Region inside the Spherical Surface. In the region inside the spherical surface, the potential cannot become infinite so that there cannot be any negative powers of r in the general solution (7.23). Hence the coefficients $B_n = 0$, and we have

$$(9.10) \quad v = \sum_{n=0}^{\infty} A_n r^n P_n(\cos \theta) \quad r < a$$

To determine the unknown coefficients A_n , we place $r = a$ and we have

$$(9.11) \quad F(\theta) = \sum_{n=0}^{\infty} A_n a^n P_n(\cos \theta)$$

Using the formula for the determination of the coefficients of the expansion of an arbitrary function into a series of Legendre polynomials, we obtain

$$(9.12) \quad A_n = \frac{(2n+1)}{2a^n} \int_0^\pi F(\theta) P_n(\cos \theta) \sin n\theta d\theta$$

These values of A_n when substituted into (9.10) give the solution to the problem.

A discussion of the general case when v is a function of all three spherical coordinates r , θ , and ϕ is beyond the scope of this book. For a detailed account of the theory of spherical harmonics, the references at the end of this chapter should be consulted.

10. General Properties of Harmonic Functions. In this section we shall discuss certain general properties of harmonic functions, that is, functions that satisfy Laplace's differential equation.

Let us suppose that we have a vector field \mathbf{A} such that

$$(10.1) \quad \mathbf{A} = \nabla v$$

where v is a scalar point function that satisfied Laplace's equation

$$(10.2) \quad \nabla^2 v = 0$$

Now by Gauss's theorem (Chap. XV, Sec. 9), we have

$$(10.3) \quad \int_s \int \mathbf{A} \cdot d\mathbf{s} = \int \int \int_v (\nabla \cdot \mathbf{A}) dv$$

Now if v satisfies Laplace's equation at every point within the region bounded by the surface S , we have

$$(10.4) \quad \nabla \cdot \mathbf{A} = \nabla \cdot (\nabla v) = \nabla^2 v = 0$$

Hence (10.3) becomes

$$(10.5) \quad \int_s \int (\nabla v) \cdot d\mathbf{s} = 0$$

If we take the curl of both sides of (10.1), we have

$$(10.6) \quad \nabla \times \mathbf{A} = \nabla \times (\nabla v) = 0$$

Let us now apply Stokes's theorem (Chap. XV, Sec. 10), to the vector field \mathbf{A} , and obtain

$$(10.7) \quad \oint_c \mathbf{A} \cdot d\mathbf{l} = \int_s \int (\nabla \times \mathbf{A}) \cdot d\mathbf{s} = 0$$

over the curve C bounding the open surface S .

Substituting (10.1) in (10.7), we have

$$(10.8) \quad \oint_c (\nabla v) \cdot d\mathbf{l} = 0$$

From equations (10.5) and (10.8) certain important properties of harmonic functions may be deduced that are similar in the plane and in space.

By an application of Green's theorem

$$(10.9) \quad \int \int \int_v (U \nabla^2 W - W \nabla^2 U) dv = \int_s \int (U \nabla W - W \nabla U) \cdot d\mathbf{s}$$

it may be shown that if $\nabla^2 v = 0$ in the region bounded by a sphere of radius r , the value of v at the center of the sphere v_0 is given by

$$(10.10) \quad v_0 = \frac{1}{4\pi r^2} \int_s \int v ds$$

where the integral is taken over the surface of the sphere. The result may be stated as follows:

I. The average value of a harmonic function on the surface of a sphere in which it has no singularities is equal to its value at the center of the sphere.

As a consequence of (10.5), we may deduce the following theorem:

II. A harmonic function without singularities in a given region cannot have a maximum value or a minimum value in the region.

To prove this statement, let us assume that v has a maximum value at the point p . Now if we draw a small sphere s with p as its center, it is evident that the expression $(\nabla v) \cdot ds$ which is the normal derivative of v is everywhere *negative* on s since, by hypothesis, v has a *greater* value at p than at any point in the neighborhood of p . Therefore, the integral

$$(10.11) \quad \int_s (\nabla v) \cdot ds$$

is negative.

But by (10.5) this integral must vanish. This contradicts the initial assumption. In the same manner, it may be shown that v cannot have a minimum at p , and the proposition is proved.

From the above proposition, we deduce the following theorem:

III. A harmonic function with no singularities within a region and constant everywhere on the bounding surface S of the region has the same constant value everywhere inside the region.

To prove this, assume that the function is *not* constant inside the region; it must, therefore, have maximum and minimum values. However, by proposition II, it cannot have any maximum or minimum values in the region, so that these maximum and minimum values must occur on the boundary of the region. However, by hypothesis, the function is *constant* on the boundary, and therefore its maximum and minimum values coincide and the function is constant. This proves the proposition. Another very important theorem is the following one:

IV. Two harmonic functions that have identical values upon a closed contour and have no singularities within the contour are identical throughout the region bounded by the contour.

To prove this, let us suppose that we have two harmonic functions v_1 and v_2 which have the same values on the boundary of a closed region. Then $(v_1 - v_2)$ is a harmonic function which is zero on the boundary and hence, by Theorem III, is zero within the region under consideration. It follows, therefore, that $v_1 = v_2$, and the proposition is proved.

A practical result of this theorem is that if a solution of Laplace's

equation has been found so as to take assigned values on a closed boundary no other solution is possible; that is, the solution is unique.

Another important result may be obtained by using the first form of Green's theorem (Chap. XV, Sec. 9), in

$$(10.12) \quad \int_s \int (U \nabla W) \cdot ds = \int \int \int_v [U \nabla^2 W + (\nabla U) \cdot (\nabla W)] dv$$

If we let

$$(10.13) \quad U = W$$

and

$$(10.14) \quad \nabla^2 U = 0$$

in the region inside S , Eq. (10.12) reduces to

$$(10.15) \quad \int_s \int (U \nabla U) \cdot ds = \int \int \int_v (\nabla U)^2 dv$$

If the normal derivative of U vanishes on the surface S , we have $(\nabla U) \cdot ds = 0$ for every point of the surface, and hence the left side of (10.15) vanishes. We then have

$$(10.16) \quad \int \int \int_v (\nabla U)^2 dv = 0$$

Now since the volume v is arbitrary and the integral $(\nabla U)^2$ is always positive, we must have

$$(10.17) \quad \nabla U = 0$$

or hence

$$(10.18) \quad U = \text{const.}$$

Hence we have the theorem:

V. If the normal derivative of a harmonic function is zero on a closed surface within which the function has no singularities, the function is a constant.

From this theorem follows the theorem:

VI. If two harmonic functions have the same normal derivatives on a closed surface within which they have no singularities, they differ at most by an additive constant.

These theorems are of great importance in the theory of electrostatics, magnetostatics, heat flow, etc. Applied to heat flow, Theorems IV and VI are physically evident. Theorem IV states that the temperature within a closed region is fully determined by the temperature on the boundary, and Theorem VI states that except for an

additive constant the temperature inside the region is determined by the rate of flow across the boundary.

PROBLEMS

1. A homogeneous spherical shell is made of material of diffusivity h . The inner radius of the shell is a and the outer radius is b . If the inner shell is kept at a constant temperature v_a and the outer shell is kept at a constant temperature v_b , show that the temperature of the shell is given by

$$v = (v_a - v_b) \frac{ab}{(b-a)r} + \frac{v_b b - v_a a}{(b-a)}$$

2. Given the temperatures at the boundaries of a rectangular plate to be

$$\begin{array}{llll} v = 0 & v = 0 & v = \phi(x) & v = F(x) \\ x = 0, & x = S, & y = 0, & y = h \end{array}$$

show that the temperature of the region inside the plate is given by $v = U + W$, where

$$U = \sum_{n=1}^{\infty} A_n \frac{\sinh \frac{n\pi y}{s}}{\sinh \frac{n\pi h}{s}} \sin \frac{n\pi x}{s}$$

where

$$a_n = \frac{2}{s} \int_0^s F(x) \sin \left(\frac{n\pi x}{s} \right) dx$$

and

$$W = \sum_{n=1}^{\infty} b_n \frac{\sinh n\pi(h-y)}{\sinh \frac{n\pi h}{s}} \sin \frac{n\pi x}{s}$$

where

$$b_n = \frac{2}{s} \int_0^s \phi(x) \sin \left(\frac{n\pi x}{s} \right) dx$$

3. An infinitely long plane and uniform plate is bounded by two parallel edges and an end at right angles to these. The breadth is π , the end is maintained at temperature v_0 at all points and the edge at temperature zero. Show that the steady-state temperature is given by

$$v = \frac{4v_0}{\pi} \left(e^{-y} \sin x + \frac{1}{3} e^{-3y} \sin 3x + \dots \right)$$

Show by any method that this is equivalent to

$$v = \frac{2v_0}{\pi} \tan^{-1} \left(\frac{\sin x}{\sinh y} \right)$$

4. Find the temperature for a steady flow of heat in a semicircular plate of radius r . The circumference is kept at a temperature v_0 and the diameter at a temperature zero.

5. A long rectangular plate of width 1 cm with insulated surfaces has its temperature ϕ equal to zero on both the long sides and one of the short sides so that

$$\begin{aligned} v(0,y) &= 0, & v(a,y) &= 0, & v(x,\infty) &= 0 \\ v(x,0) &= kx \end{aligned}$$

Show that the steady-state temperature within the plate is given by

$$v(x,y) = \frac{2ak}{\pi} \sum_{n=1}^{\infty} \frac{(-1)^n}{n} e^{-\frac{n\pi y}{a}} \sin \frac{n\pi x}{a}$$

6. Show that when the values of a potential function on the boundary of a circle of radius R are given by

$$v(R,\theta) = F(\theta)$$

the potential at any interior point is given by

$$v(r,\theta) = \frac{1}{\pi} \int_{-\pi}^{\pi} \left[\frac{1}{2} + \sum_{n=1}^{\infty} \left(\frac{r}{R}\right)^n \cos n(\theta - u) \right] F(u) du$$

7. If the potential is a constant v_0 on the spherical surface of radius R , show that $v = v_0$ at all interior points, and $v = \frac{v_0 R}{r}$ at each exterior point.

8. Find the steady temperatures inside a solid sphere of unit radius if one hemisphere of its surface is kept at temperature zero and the other at temperature unity.

9. Find the steady temperature inside a solid sphere of unit radius if the temperature of its surface is given by $U_0 \cos \theta$.

10. Find the gravitational potential due to a uniform circular disk of mass M and unit radius.

11. A square plate has its faces and its edge $y = 0$ insulated. Its edges $x = 0$ and $x = \pi$ are kept at temperature zero, and its edge $y = \pi$ at temperature $F(x)$. Show that its steady temperature is given by

$$v(x,y) = \frac{2}{\pi} \sum_{n=1}^{\infty} \frac{\cosh ny}{\cosh n\pi} \sin nx \int_0^{\pi} F(u) \sin nu du$$

12. Show that the steady temperature $v(r,z)$ in a solid cylinder bounded by the surfaces $r = 1$, $z = 0$, and $z = L$ where the first surface is insulated, the second kept at temperature zero, and the last at a temperature $F(r)$ is

$$v(r,z) = \frac{2z}{L} \int_0^1 uF(u) du + 2 \sum_{j=2}^{\infty} \frac{J_0(m_j r) \sinh(m_j z)}{J_0(m_j)^2 \sinh(m_j L)} \int_0^1 uJ_0(m_j u)F(u) du$$

where m_1, m_2, \dots are the positive roots of $J_1(m) = 0$.

13. An infinite uncharged conducting cylinder of radius a is set with its axis perpendicular to a uniform electric field of strength E . Find the potential in the region outside the cylinder.

14. Show that the surface $v = F(x,y,z) = C$ can be an equipotential if $\nabla^2 C / (\nabla C)^2$ is a function of C only.

References

1. BYERLY, W. E.: "Fourier Series and Spherical Harmonics," Ginn and Company, Boston, 1893.
2. CHURCHILL, R. V.: "Fourier Series and Boundary Value Problems," McGraw-Hill Book Company, Inc., New York, 1941.
3. CARSLAW, H. S.: "Mathematical Theory of Conduction of Heat in Solids," The Macmillan Company, New York, 1921.
4. MACROBERT, T. M.: "Spherical Harmonics," E. P. Dutton & Company, Inc., New York, 1927.
5. McLACHLAN, N. W.: "Bessel Functions for Engineers," Oxford University Press, New York, 1934.
6. KELLOG, O. D.: "Foundations of Potential Theory," Verlag Julius Springer, Berlin, 1929.
7. MACMILLAN, W. D.: "The Theory of the Potential," McGraw-Hill Book Company, Inc., New York, 1930.
8. SMYTHE, W. R.: "Static and Dynamic Electricity," McGraw-Hill Book Company, Inc., New York, 1939.
9. JEANS, J. H.: "The Mathematical Theory of Electricity and Magnetism," Cambridge University Press, London, 1925.

CHAPTER XVIII

THE EQUATION OF HEAT CONDUCTION OR DIFFUSION

1. Introduction. Perhaps next in importance to Laplace's equation in applied mathematics is the partial differential equation

$$(1.1) \quad \frac{\partial V}{\partial t} = h^2 \nabla^2 V$$

where h^2 is a constant and ∇^2 is the Laplacian operator. We have seen in Chap. XV, Sec. 14, that this equation governs the distribution of temperature V in homogeneous solids. In Sec. 18 of Chap. XV, it was shown that as a consequence of Maxwell's electromagnetic equations the current density vector \mathbf{J} satisfies the equation

$$(1.2) \quad \nabla^2 \mathbf{J} = \mu\sigma \frac{\partial \mathbf{J}}{\partial t}$$

This equation has exactly the same form as Eq. (1.1) and is known in the electrical literature as the "skin-effect" equation. It may also be shown¹ that if U is the concentration of a certain material in grams per cm^3 in a certain homogeneous medium of diffusivity constant K measured in cm^2 per sec, that U satisfies the equation

$$(1.3) \quad \nabla^2 U = \frac{1}{K} \frac{\partial U}{\partial t}$$

This equation is also of the form (1.1).

In the theory of consolidation of soil,² it is shown that if U is the excess hydrostatic pressure at any point at any time t and C_v is the coefficient of consolidation, U satisfies the equation

$$(1.4) \quad \nabla^2 U = \frac{1}{C_v} \frac{\partial U}{\partial t}$$

This is also of the form of a heat-flow equation.

In Chap. XVI, Sec. 10, it is shown that the equations governing the propagation of potential e and current i along an electrical cable having a resistance of R ohms per unit length and a capacitance of

¹ NEWMAN, A. B., The Drying of Porous Solids; Diffusion Calculation, *Transactions of the American Institute of Chemical Engineers*, vol. 27, p. 310, 1931.

² TERZAGHI, K., "Erdbaumechanik," Vienna, 1925.

C farads per unit length are given by

$$(1.5) \quad \frac{\partial^2 e}{\partial x^2} = RC \frac{\partial e}{\partial t}$$

$$(1.6) \quad \frac{\partial^2 i}{\partial x^2} = RC \frac{\partial i}{\partial t}$$

These equations are of the form (1.1) when V is a function of x only so that the Laplacian operator reduces to $\nabla^2 = \frac{\partial^2}{\partial x^2}$.

This chapter will be devoted to a discussion of some of the simpler methods of solution of Eq. (1.1) subject to certain initial and boundary conditions. We have already seen in Chap. XVII that when a steady-state with respect to time has been reached the term $\frac{\partial V}{\partial t}$ is absent in Eq. (1.1) and the problem reduces to a solution of Laplace's equation subject to the prescribed boundary conditions of the problem.

2. Variable Linear Flow. Let us suppose that we have a bar of length s and of uniform section, the diameter of which is small in comparison with the radius of curvature. Let us suppose that its surface is impervious to heat so that there is no radiation from the sides.

Let the initial temperature of the bar be given, and let its ends be kept at the constant temperature zero. If we take one end of the bar at the origin and we denote distances along the bar by x , we have

$$(2.1) \quad \frac{\partial V}{\partial t} = h^2 \frac{\partial^2 V}{\partial x^2}$$

as a special case of Eq. (1.1).

The *boundary* conditions are

$$(2.2) \quad \left. \begin{array}{l} v = 0 \quad \text{when } x = 0 \\ v = 0 \quad \text{when } x = s \end{array} \right\} \text{ for all values of } t$$

The *initial* conditions are

$$(2.3) \quad v = F(x) \quad \text{for } t = 0 \qquad V \neq \infty \quad \text{for } t = \infty$$

To solve the Eq. (2.1), let us try a solution of the form

$$(2.4) \quad V(x, t) = e^{mu} u(x)$$

where m is a constant and $u(x)$ is a function of x to be determined. On substituting this in (2.1) and dividing out the common factor e^{mu} , we have

$$(2.5) \quad mu = h^2 \frac{d^2 u}{dx^2}$$

or

$$(2.6) \quad \frac{d^2u}{dx^2} = \frac{m}{h^2} u$$

If we let

$$(2.7) \quad a^2 = -\frac{m}{h^2}$$

Eq. (2.6) becomes

$$(2.8) \quad \frac{d^2u}{dx^2} + a^2u = 0$$

The general solution of this equation is

$$(2.9) \quad u = A \sin ax + B \cos ax$$

Now u must satisfy the boundary condition (2.2). The first condition, at $x = 0$, gives $B = 0$. In order for u to vanish at $x = s$, we must have

$$(2.10) \quad A \sin (as) = 0$$

or

$$(2.11) \quad as = r\pi, \quad a = \frac{r\pi}{s} \quad r = 0, 1, 2, 3, \dots$$

for a nontrivial solution. To each value of r there corresponds a solution of the differential equation (2.6) of the form

$$(2.12) \quad u_r = A_r \sin \left(\frac{r\pi x}{s} \right)$$

where A_r is an arbitrary constant.

The possible values of the constant m are given by Eqs. (2.7) and (2.11) and may be written in the form

$$(2.13) \quad m_r = -\left(\frac{hr\pi}{s} \right)^2$$

To each value of r there corresponds a solution of the differential equation (2.1) of the form

$$(2.14) \quad v_r = A_r e^{-(hr\pi/s)x} \sin \frac{r\pi x}{s}$$

that satisfies the boundary conditions. By summing over all values of r , we construct the general solution

$$(2.15) \quad v = \sum_{r=1}^{\infty} A_r e^{-(hr\pi/s)x} \sin \frac{r\pi x}{s}$$

To evaluate the arbitrary constants A_r , we place $t = 0$ in (2.15) and use the initial conditions (2.3). We thus have

$$(2.16) \quad F(x) = \sum_{r=1}^{\infty} A_r \sin \frac{r\pi s}{s}$$

We must therefore expand $F(x)$ in a half-range series of sines. We thus obtain

$$(2.17) \quad A_r = \frac{2}{s} \int_0^s F(x) \sin \left(\frac{r\pi x}{s} \right) dx$$

Equation (2.15) with these values of the constants A_r gives the solution of the problem.

If instead of the ends of the bar being kept at temperature zero they are impervious to heat, then the statement of the problem becomes

$$(2.18) \quad \left. \begin{array}{l} \frac{\partial v}{\partial x} = 0 \quad \text{at } x = 0 \\ \frac{\partial v}{\partial x} = 0 \quad \text{at } x = s \end{array} \right\} \text{for all values of } t$$

$$(2.19) \quad v = F(x) \quad \text{for } t = 0, \quad v \neq \infty \quad \text{at } t = \infty$$

In this case, we have from Eq. (2.9)

$$(2.20) \quad \frac{du}{dx} = aA \cos ax - Ba \sin ax$$

If this is to vanish at $x = 0$ and $x = s$, we must have

$$(2.21) \quad A = 0, \quad \sin as = 0$$

Again we obtain

$$(2.22) \quad a = \frac{r\pi}{s} \quad r = 0, 1, 2, \dots$$

Continuing the same reasoning as before, we obtain the general solution

$$(2.23) \quad v = B_0 + \sum_{r=1}^{\infty} B_r \cos \frac{r\pi x}{s}$$

We must therefore expand $F(x)$ in a half-range cosine series. We thus obtain

$$(2.24) \quad B_0 = \frac{1}{s} \int_0^s F(x) dx, \quad B_r = \frac{2}{s} \int_0^s F(x) \cos \left(\frac{r\pi x}{s} \right) dx$$

It is interesting to note that when $t = \infty$ we have

$$(2.25) \quad v = B_0 = \frac{1}{s} \int_0^s F(x) dx$$

the average initial temperature of the bar. This result might of course have been inferred directly from the fact that no heat leaves the bar.

3. Electrical Analogy of Linear Heat Flow. A very interesting and useful electrical analogy to linear heat flow may be deduced if we employ the following notation.

Consider a uniform bar or rod that is thermally insulated so that no heat escapes from its sides, as shown in Fig. 3.1.

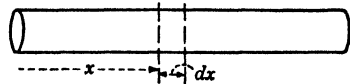


FIG. 3.1.

Let

$v(x,t)$ = the temperature at a point a distance x from one end of the bar.

ϕ = the heat flux or quantity of heat passing through the cross section s of the bar per unit area per unit time.

R = the thermal or heat resistance per unit length of material, that is, the temperature drop per unit length when the heat flux is unity ($1/R$ is the thermal conductivity).

C = heat capacitance of the material = specific heat \times density. (The number of heat units to raise a block of unit area and unit length 1 degree in temperature.)

If $v(x + \Delta x, t)$ is the temperature at a point at a distance of $(x + \Delta x)$ from the end of the bar, we have

$$(3.1) \quad R\phi \Delta x = v(x,t) - v(x + \Delta x, t)$$

Using Taylor's expansion and letting $\Delta x \rightarrow 0$ in the limit, we obtain

$$(3.2) \quad - \frac{\partial v}{\partial x} = R\phi$$

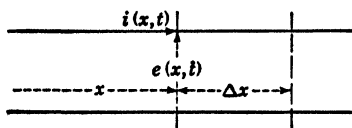
Now the heat flux at the point x , $\phi(x,t)$ raises the temperature of a lamina of thickness Δx at the rate $\frac{\partial v}{\partial t}$, and a heat flux of magnitude $\phi(x + \Delta x, t)$ emerges from the lamina of width Δx . We thus have the equation

$$(3.3) \quad \phi(x,t) = C \Delta x \frac{\partial v}{\partial t} + \phi(x + \Delta x, t)$$

Again expanding $\phi(x + \Delta x, t)$ by Taylor's expansion and letting $\Delta x \rightarrow 0$, we obtain

$$(3.4) \quad -\frac{\partial \phi}{\partial x} = C \frac{\partial v}{\partial t}$$

Now in Sec. 10 of Chap. XVI, it was shown that the flow of current and potential along an electric cable as shown in Fig. 3.2 having a resistance R and a capacitance C per unit length are governed by the equations



The diagram shows a horizontal cable with two parallel wires. A vertical line at position x is labeled $i(x,t)$ with an upward arrow. A dashed horizontal line at position x is labeled $e(x,t)$ with a rightward arrow. A vertical dashed line at position $x + \Delta x$ is shown. The distance between the two vertical lines is labeled Δx .

$$(3.5) \quad \begin{cases} -\frac{\partial i}{\partial x} = C \frac{\partial e}{\partial t} \\ -\frac{\partial e}{\partial x} = Ri \end{cases}$$

FIG. 3.2.

Comparing Eqs. (3.2) and (3.4) with (3.5), we see that we have the following set of analogies:

ϕ (heat flux) \longrightarrow i (current along the cable)

v (temperature) \longrightarrow e (electric potential)

R (thermal resistivity) \longrightarrow R $\left(\frac{\text{electrical resistance}}{\text{length}} \right)$

C (heat capacitance) \longrightarrow C $\left(\frac{\text{electrical capacitance}}{\text{length}} \right)$

On eliminating ϕ between Eqs. (3.2) and (3.5), we obtain

$$(3.6) \quad \frac{\partial^2 v}{\partial x^2} = CR \frac{\partial v}{\partial t}$$

or

$$(3.7) \quad \frac{\partial v}{\partial t} = \frac{1}{CR} \frac{\partial^2 v}{\partial x^2}$$

The quantity

$$(3.8) \quad h^2 = \frac{1}{CR} = \frac{(\text{thermal conductivity})}{(\text{density} \times \text{specific heat})}$$

is called the diffusivity, diffusion coefficient, or thermometric conductivity.

The above electrical analogy makes it possible to use the methods of electric-circuit theory to solve problems in one-dimensional heat conduction.

4. Linear Flow in Semi-infinite Solid, Temperature on Face Given as Harmonic Function of the Time. Let all space on the positive side of the yz plane be filled with a homogeneous solid of diffusivity h^2 . Let the temperature on the xz plane be given as a harmonic function of the time, and let it be the same for all values of y and z . It is

required to find the temperature throughout the solid when the periodic state is established.

It is clear from symmetry that the temperature $v(x,t)$ is independent of y and z , and the conditions to be fulfilled are

$$(4.1) \quad \frac{\partial v}{\partial t} = h^2 \frac{\partial^2 v}{\partial x^2}$$

$$(4.2) \quad \begin{aligned} v &= V_0 \sin \omega t \quad \text{for } x = 0 & v \neq \infty & \text{at } x = \infty \\ &= \text{Im } V_0 e^{j\omega t} & j &= \sqrt{-1} \end{aligned}$$

where Im stands for "the imaginary part of." To solve (4.1), let us assume a solution of the form

$$(4.3) \quad v(x,t) = \text{Im } u(x)e^{j\omega t}$$

Discarding the Im symbol and substituting this in (4.1), we obtain

$$(4.4) \quad j\omega u = h^2 \frac{d^2 u}{dx^2}$$

where the common factor $e^{j\omega t}$ has been divided out. Equation (4.4) may be written in the form

$$(4.5) \quad \frac{d^2 u}{dx^2} = \left(\frac{j\omega}{h^2}\right) u$$

If we let

$$(4.6) \quad a^2 = \frac{j\omega}{h^2} = \frac{\omega}{h^2} e^{j(\pi/2+2k\pi)} \quad k = 0, 1, 2, \dots$$

the solution of (5.5) may be written in the form

$$(4.7) \quad u = A e^{ax} + B e^{-ax}$$

where A and B are arbitrary constants. Now since a^2 is given by (4.6), the square root of a^2 is given by

$$(4.8) \quad a = \sqrt{\frac{\omega}{h^2}} e^{j\frac{\pi}{4}}$$

This may be written in the form

$$(4.9) \quad a = \sqrt{\frac{\omega}{h^2}} e^{j\frac{\pi}{4}} = \sqrt{\frac{\omega}{2h^2}} (1 + j)$$

Now at $x = \infty$, the temperature is finite and hence we must have the constant A in (4.7) equal to zero. At $x = 0$, we have

$$(4.10) \quad u = B = V_0$$

where F_1 is a function of x only and F_2 is a function of y only. Substituting (5.4) in (5.1) and dividing out the common term e^{-mt} , we obtain

$$(5.5) \quad -\theta F_1 F_2 = h^2(F_1'' F_2 + F_1 F_2'')$$

If we divide by $F_1 F_2$, we have

$$(5.6) \quad \left(\frac{F_1''}{F_1} + \frac{F_2''}{F_2} \right) = -\frac{\theta}{h^2}$$

This may be written in the form

$$(5.7) \quad \frac{F_1''}{F_1} + \frac{\theta}{h^2} = -\frac{F_2''}{F_2} = k^2$$

We have now succeeded in separating the variables since the left member of (5.7) is a function of x only and the right member of (5.7) if a function of y only, and hence both members of (5.7) are constant which we have called k^2 .

If we let

$$(5.8) \quad \frac{\theta}{h^2} - k^2 = q^2$$

Eq. (5.7) separates into the two equations

$$(5.9) \quad \begin{cases} F_1'' + q^2 F_1 = 0 \\ F_2'' + k^2 F_2 = 0 \end{cases}$$

These equations have the solutions

$$(5.10) \quad \begin{cases} F_1 = A_1 \sin qx + B_1 \cos qx \\ F_2 = A_2 \sin ky + B_2 \cos ky \end{cases}$$

where the A 's and B 's are arbitrary constants. Now to satisfy the boundary conditions (5.2), it is obvious that there cannot be any cosine terms present so that we must have $B_1 = B_2 = 0$.

Also we must have

$$(5.11) \quad \begin{cases} \sin qa = 0 \\ \sin kb = 0 \end{cases}$$

Hence

$$(5.12) \quad \begin{cases} q = \frac{m\pi}{a} & m = 0, 1, 2, \dots \\ k = \frac{n\pi}{b} & n = 0, 1, 2, \dots \end{cases}$$

From (5.8), we find that

$$(5.13) \quad \theta_{mn} = h^2 \left[\left(\frac{m\pi}{a} \right)^2 + \left(\frac{n\pi}{b} \right)^2 \right]$$

Hence for each value of m and n we find a particular solution of (5.1) that satisfies the boundary conditions (5.2) of the form

$$(5.14) \quad v = B_{mn} e^{-\theta_{mn}t} \sin \frac{m\pi x}{a} \sin \frac{n\pi y}{b}$$

If we sum over all possible values of m and n , we construct the general solution

$$(5.15) \quad v = \sum_{m=1}^{\infty} \sum_{n=1}^{\infty} B_{mn} e^{-\theta_{mn}t} \sin \left(\frac{m\pi x}{a} \right) \sin \left(\frac{n\pi y}{b} \right)$$

Where the quantities B_{mn} are arbitrary constants that must be determined from the initial conditions (5.3), placing $t = 0$ in (5.15) we must have

$$(5.16) \quad F(x,y) = \sum_{m=1}^{\infty} \sum_{n=1}^{\infty} B_{mn} \sin \left(\frac{m\pi x}{a} \right) \sin \left(\frac{n\pi y}{b} \right)$$

We must therefore expand the initial temperature function $F(x,y)$ into a double sine series.

To do this, let us multiply both sides of (5.16) by

$$\sin \left(\frac{r\pi x}{a} \right) \sin \left(\frac{s\pi y}{b} \right) dx dy$$

where r and s are integers and integrate from $x = 0$ to $x = a$ and $y = 0$ to $y = b$; because of the orthogonality properties of the sines, all the terms in the summation vanish except the term for which $m = r$ and $n = s$, and we obtain the result

$$(5.17) \quad B_{rs} = \frac{4}{ab} \int_{x=0}^{x=a} \int_{y=0}^{y=b} F(x,y) \sin \frac{r\pi x}{a} \sin \frac{s\pi y}{b} dy$$

This determines the arbitrary constants of the general solution (5.15).

The Cooling of a Hot Brick. By a simple extension of the above analysis, it may be shown that if we have a rectangular parallelepiped or brick whose sides are kept at zero temperature and whose internal temperature is given arbitrarily at $t = 0$ to be $F(x,y,z)$, then the

subsequent temperature is given by

$$(5.18) \quad v = \sum_{m=1}^{\infty} \sum_{n=1}^{\infty} \sum_{r=1}^{\infty} B_{mnr} e^{-\theta_{mnr} t} \sin\left(\frac{m\pi x}{a}\right) \sin\left(\frac{n\pi y}{b}\right) \sin\left(\frac{r\pi z}{c}\right)$$

where

$$(5.19) \quad \theta_{mnr} = h^2 \left[\left(\frac{m\pi}{a}\right)^2 + \left(\frac{n\pi}{b}\right)^2 + \left(\frac{r\pi}{c}\right)^2 \right]$$

and

$$(5.20) \quad \begin{aligned} B_{mnr} &= \frac{8}{abc} \int_{x=0}^a \int_{y=0}^b \int_{z=0}^c F(x,y,z) \sin \frac{m\pi x}{a} \sin \frac{n\pi y}{b} \sin \frac{r\pi z}{c} dx dy dz \end{aligned}$$

where the brick is oriented with respect to a Cartesian coordinate system as shown in Fig. 5.2.

6. Temperatures in an Infinite Bar.

An illustration of the method of solution of the diffusion equation by the use of definite integrals is given by the following example.

Given an infinite bar of small cross section so insulated that there is no transfer of heat at the surface, we take the x axis along the bar. The temperature of the bar at $t = 0$ is given as an arbitrary function of x , $F(x)$. It is required to find the subsequent temperature.

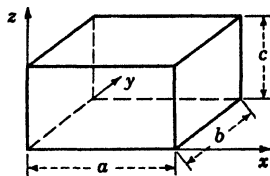


FIG. 5.2.

Stated mathematically, we must solve the equation

$$(6.1) \quad \frac{\partial v}{\partial t} = h^2 \frac{\partial^2 v}{\partial x^2}$$

subject to the initial condition

$$(6.2) \quad v = F(x) \quad \text{at } t = 0$$

Let us assume a solution of (6.1) of the form

$$(6.3) \quad v = e^{-a^2 t} u(x)$$

Substituting this in (6.1) and dividing out the common factor $e^{-a^2 t}$, we obtain

$$(6.4) \quad -a^2 u = h^2 \frac{d^2 u}{dx^2}$$

or

$$(6.5) \quad \frac{d^2 u}{dx^2} + \frac{a^2}{h^2} u = 0$$

If we let

$$(6.6) \quad \frac{a^2}{h^2} = \alpha^2$$

a particular solution of (6.5) may be written in the form

$$(6.7) \quad u = \cos \alpha(x - \beta)$$

where β is an arbitrary constant. We thus obtain from (6.3) the following particular solution of Eq. (6.1):

$$(6.8) \quad v_1 = e^{-\alpha^2 h^2 t} \cos \alpha(x - \beta)$$

where α and β are arbitrary constants.

If we multiply (6.8) by $F(\beta)/\pi$, we obtain

$$(6.9) \quad v_2 = \frac{F(\beta)}{\pi} e^{-\alpha^2 h^2 t} \cos \alpha(x - \beta)$$

This is still a solution of (6.1). The integral of v_2 with respect to the parameters α and β in the form

$$(6.10) \quad v = \frac{1}{\pi} \int_{\alpha=0}^{\alpha=\infty} \int_{\beta=-\infty}^{\beta=+\infty} F(\beta) e^{-\alpha^2 h^2 t} \cos \alpha(x - \beta) d\alpha d\beta$$

is a solution of Eq. (6.1). If we place $t = 0$ in (6.10), we obtain

$$(6.11) \quad v(x, 0) = \frac{1}{\pi} \int_{\alpha=0}^{\alpha=\infty} \int_{\beta=-\infty}^{\beta=+\infty} F(\beta) \cos [\alpha(x - \beta)] d\alpha d\beta$$

But by Sec. 9, Chap. III, we see that this is the Fourier integral representation of $F(x)$. Hence the solution of the problem is given formally by (6.10). This may be simplified by using the well-known definite integral

$$(6.12) \quad \int_0^{\infty} e^{-y^2} \cos 2by dy = \frac{\pi e^{-b^2}}{2}$$

which is found in most tables of integrals. Using this integral, we transform (6.10) into

$$(6.13) \quad v(x, t) = \frac{1}{2h\sqrt{t\pi}} \int_{\beta=-\infty}^{\beta=+\infty} F(\beta) e^{-\frac{(x-\beta)^2}{4h^2 t}} d\beta$$

7. Temperatures inside a Circular Plate. The use of cylindrical coordinates in the solution of a diffusion problem is illustrated by the following one.

Consider a thin circular plate whose faces are impervious to heat flow and whose circular edge is kept at zero temperature. At $t = 0$,

the initial temperature of the plate is a function $F(r)$ of the distance from the center of the plate only. It is required to find the subsequent temperature. Let the radius of the plate be a .

It is obvious because a symmetry that the temperature v must be a function of r and t only. Using cylindrical coordinates, we know that v must satisfy the equation

$$(7.1) \quad \begin{aligned} \frac{\partial v}{\partial t} &= h^2 \nabla^2 v \\ &= h^2 \left(\frac{\partial^2 v}{\partial r^2} + \frac{1}{r} \frac{\partial v}{\partial r} \right) \quad 0 < r < a \end{aligned}$$

The boundary condition is

$$(7.2) \quad v = 0 \quad \text{at } r = a$$

The initial condition is

$$(7.3) \quad v = F(r) \quad \text{at } t = 0$$

To solve Eq. (8.1), assume the solution

$$(7.4) \quad v = e^{-mt} u(r)$$

where $u(r)$ is a function of r only. Substituting this into (7.1) and dividing the common factor e^{-mt} , we obtain

$$(7.5) \quad -mu = h^2 \left(\frac{d^2 u}{dr^2} + \frac{1}{r} \frac{du}{dr} \right)$$

Dividing by h^2 and multiplying by r , we obtain

$$(7.6) \quad r \frac{d^2 u}{dr^2} + \frac{du}{dr} + \frac{m}{h^2} ru = 0$$

If we let

$$(7.7) \quad \frac{m}{h^2} = k^2$$

we recognize that Eq. (7.6) has the same form as Eq. (9.1) of Chap. XIII, with $n = 0$.

Hence the general solution of (8.6) is

$$(7.8) \quad u = AJ_0(kr) + BY_0(kr)$$

where A and B are arbitrary constants. Since the temperature must remain finite at $r = 0$, the arbitrary constant, B , in (7.8) must be equal to zero since $Y_0(kr)$ goes to infinity at $r = 0$. We thus have the solution

$$(7.9) \quad u = AJ_0(kr)$$

However, the boundary of the plate $r = a$ is maintained at zero temperature for all values of time, and hence we must have

$$(7.10) \quad J_0(ka) = 0$$

Hence only values of k are permissible that satisfy equation (7.10). Let these values be k_s ($s = 1, 2, 3, \dots$). Equation (7.7) gives the following values for m :

$$(7.11) \quad m_s = (k_s h)^2$$

A particular solution of (7.1) that satisfies the boundary condition is

$$(7.12) \quad v_s = A_s e^{-k_s^2 h^2 t} J_0(k_s r)$$

If we sum over all possible values of s , we construct the general solution

$$(7.13) \quad v = \sum_{s=1}^{\infty} A_s e^{-k_s^2 h^2 t} J_0(k_s r)$$

where the arbitrary constants A_s must be determined from the initial conditions that at $t = 0$, $v = F(r)$. Placing $t = 0$ in (7.13), we have

$$(7.14) \quad F(r) = \sum_{s=1}^{\infty} A_s J_0(k_s r)$$

We must therefore expand the arbitrary function $F(r)$ into a series of Bessel functions. Using the results of Sec. 12, Chap. XIII, we have

$$(7.15) \quad A_s = \frac{2}{a^2 [J_1(k_s a)]^2} \int_{r=0}^{r=a} r F(r) J_0(k_s r) dr \quad s = 1, 2, \dots$$

This determines the arbitrary constants in the solution (7.13).

8. Skin Effect on a Plane Surface. A very interesting problem in electrodynamics is the one of determining the alternating-current distribution in homogeneous conducting mediums. Perhaps the simplest problem of this type is the following one:

Consider a semi-infinite conducting mass of metal of permeability μ and conductivity σ . Let the equation of the surface of this mass be $z = 0$, and suppose that on this surface the current density vector i has only an x component i_x and it has the value

$$(8.1) \quad (i_x)_{z=0} = i_0 \sin \omega t$$

That is, on the surface of the semi-infinite mass we have a sheet of alternating current flowing in the x direction. The problem is to determine the distribution of current density within the conducting mass.

In Sec. 18, Chap. XV, it was shown that the current density vector \mathbf{i} satisfies the equation

$$(8.2) \quad \nabla^2 \mathbf{i} = -\mu\sigma \frac{\partial \mathbf{i}}{\partial t}$$

in a region of conductivity σ and permeability μ .

This is a vector equation and in the case we are considering, we have

$$(8.3) \quad \mathbf{i} = (i_x, 0, 0)$$

that is, the current density vector has only one component, the x component. Accordingly, in the case under consideration, we have

$$(8.4) \quad \nabla^2 i_x = \mu\sigma \frac{\partial i_x}{\partial t} = \frac{\partial^2 i_x}{\partial z^2}$$

This problem is mathematically identical to the heat-flow problem discussed in Sec. 4. If we let

$$(8.5) \quad h^2 = \frac{1}{\mu\sigma}$$

and follow the analysis of Sec. 4 writing z instead of x and v instead of i_x , etc., we obtain

$$(8.6) \quad i_x = i_0 e^{-\sqrt{\frac{\omega\mu\sigma}{2}}z} \sin\left(\omega t - \sqrt{\frac{\omega\mu\sigma}{2}}z\right)$$

for the current density inside the mass of metal. We see that because of the negative exponential factor, the current amplitude decreases as we penetrate the metal and is greatest at the surface of the mass. This phenomenon is the well-known "skin-effect" phenomenon of electro-dynamics.

We may obtain the net current flowing per meter width by integrating

$$(8.7) \quad \int_0^\infty i_x dz = i_0 \int_0^\infty e^{-kz} \sin(\omega t - kz) dz$$

where

$$(8.8) \quad k = \sqrt{\frac{\omega\mu\sigma}{2}}$$

Using formulas Nos. 363 and 401 of Peirce's "Tables of Integrals," the integral (8.7) may be integrated, and we obtain

$$(8.9) \quad \int_0^\infty i_x dz = \frac{i_0}{\sqrt{\omega\mu\sigma}} \sin\left(\omega t - \frac{\pi}{4}\right)$$

It may be noted that this value of current would be increased if all conducting matter below a certain depth were removed since for certain values of z the current is reversed.

The average power \bar{P} converted to heat per square meter of surface is obtained by integrating

$$\begin{aligned}
 \bar{P} &= \frac{\omega}{2\pi\sigma} \int_{z=0}^{z=\infty} \int_{t=0}^{2\pi} i_z^2 dt dz \\
 &= \frac{i_0^2}{2\sigma} \int_0^{\infty} e^{-2kz} dz \\
 &= \frac{i_0^2}{4\sigma k}
 \end{aligned}
 \tag{8.10}$$

9. Current Density in a Wire. A very important problem in electrical engineering is the determination of the current density in a circular wire carrying alternating current.

Let us consider a long cylinder of radius a , oriented along the z axis of a Cartesian coordinate system as shown in Fig. 9.1.

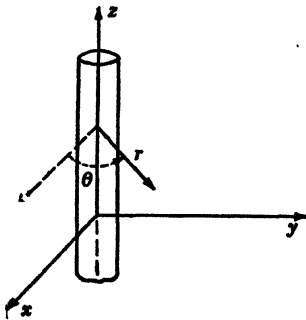


FIG. 9.1.

Let the material of the cylinder be homogeneous and have a permeability μ and conductivity σ . In this case the current density vector i has only a z component, and Eq. (8.2) reduces to

$$\nabla^2 i_z = \mu\sigma \frac{\partial i_z}{\partial t}
 \tag{9.1}$$

Since we are considering the case of a wire carrying alternating current, the current density has the form

$$\begin{aligned}
 i_z &= u(r) \cos \omega t \\
 &= \text{Re } u(r)e^{j\omega t}
 \end{aligned}
 \tag{9.2}$$

where the symbol Re denotes "the real part of" and $u(r)$ is a function of r only. Suppressing the Re symbol and substituting this in (9.1), we obtain on dividing out the common factor $e^{j\omega t}$

$$\nabla^2 u = j\omega\mu\sigma u
 \tag{9.3}$$

Since u is a function of r only, we have (Sec. 12, Chap. 29)

$$\nabla^2 u = \frac{1}{r} \frac{d}{dr} \left(r \frac{du}{dr} \right)
 \tag{9.4}$$

Hence Eq. (9.3) becomes

$$(9.5) \quad \frac{1}{r} \frac{d}{dr} \left(r \frac{du}{dr} \right) = j\omega\mu\sigma u$$

In differentiating, this becomes

$$(9.6) \quad \frac{d^2u}{dr^2} + \frac{1}{r} \frac{du}{dr} - j\omega\mu\sigma u = 0$$

If we let

$$(9.7) \quad k^2 = -j\omega$$

this may be written in the form

$$(9.8) \quad \frac{d^2u}{dr^2} + \frac{1}{r} \frac{du}{dr} + k^2u = 0$$

Equation (9.8) is of the form of Eq. (9.1) of Chap. XIII with $n = 0$. Hence the solution of (10.8) is

$$(9.9) \quad u = AJ_0(kr) + BY_0(kr)$$

However, since the current density must remain finite at $r = 0$ and the function Y_0 goes to infinity for the zero value of its argument, we must have

$$(9.10) \quad B = 0$$

The solution (9.9) reduces to

$$(9.11) \quad u = AJ_0(kr)$$

Now

$$(9.12) \quad k = \sqrt{-j\omega\mu\sigma} = j\sqrt{j}\sqrt{\omega\mu\sigma} \\ = j^{\frac{3}{2}}m$$

where

$$(9.13) \quad m = \sqrt{\omega\mu\sigma}$$

Hence (9.11) may be written in the form

$$(9.14) \quad u = AJ_0(j^{\frac{3}{2}}mr)$$

This may be written in terms of the Ber and Bei functions of Chap. XIII, Sec. 11, in the form

$$(9.15) \quad u = A[\text{Ber}(mr) + j\text{Bei}(mr)]$$

To determine the arbitrary constant A , place $r = 0$ in the equation (9.14) and let u_0 be the value of the current density amplitude at the

center of the wire. Since $J_0(0) = 1$, we obtain

$$(9.16) \quad u_0 = AJ_0(0) = A$$

Substituting this in (10.15), we thus have

$$(9.17) \quad u = u_0[\text{Ber}(mr) + j \text{Bei}(mr)]$$

This expression may be written in the polar form

$$(9.18) \quad u = u_0 M e^{j\theta}$$

where

$$(9.19) \quad M = \sqrt{\text{Ber}^2(mr) + \text{Bei}^2(mr)}$$

and

$$(9.20) \quad \tan \theta = \frac{\text{Bei}(mr)}{\text{Ber}(mr)}$$

We now obtain the instantaneous current density i_z by substituting (9.18) in (9.2). We thus have

$$(9.21) \quad \begin{aligned} i_z &= \text{Re} [u_0 M e^{j(\omega t + \theta)}] \\ &= u_0 M \cos(\omega t + \theta) \end{aligned}$$

Total Current in Wire. The total current $I(t)$ in the wire may be obtained by integrating the current density i_z throughout the cross section of the wire. We then have

$$(9.22) \quad \begin{aligned} I(t) &= \int_{r=0}^{r=a} i_z \cdot (2\pi r) dr \\ &= \text{Re} \int_{r=0}^{r=a} 2\pi r u dr \cdot e^{j\omega t} \\ &= \text{Re} \left[e^{j\omega t} \int_{r=0}^{r=a} u_0 J_0(j^3 mr) 2\pi r dr \right] \end{aligned}$$

To integrate this expression, we use expression (6.11) of Chap. XIII, for $n = 1$. This equation may be written in the form

$$(9.23) \quad \int u J_0(u) du = u J_1(u)$$

Hence we have

$$(9.24) \quad \begin{aligned} I(t) &= \text{Re} \left[\frac{2\pi u_0 a J_1(j^3 ma)}{j m \sqrt{j}} e^{j\omega t} \right] \\ &= I_0 \cos(\omega t + \phi) \end{aligned}$$

where

$$(9.25) \quad I_0 = \left| \frac{2\pi u_0 a J_1(j^3 ma)}{j m \sqrt{j}} \right|$$

If we know the amplitude of the total current in the wire, we may compute u_0 from (9.25) and hence obtain i_x from (9.21).

10. General Theorems. In this section some general theorems useful in the solution of certain heat-flow and diffusion problems will be considered.

THEOREM I. If $u_1(x,t)$, $u_2(y,t)$, and $u_3(z,t)$ are solutions of the three linear heat-flow equations

$$(10.1) \quad \frac{\partial u_1}{\partial t} = h^2 \frac{\partial^2 u_1}{\partial x^2}$$

$$(10.2) \quad \frac{\partial u_2}{\partial t} = h^2 \frac{\partial^2 u_2}{\partial y^2}$$

$$(10.3) \quad \frac{\partial u_3}{\partial t} = h^2 \frac{\partial^2 u_3}{\partial z^2}$$

then $u = u_1 u_2 u_3$ is necessarily a solution of the three-dimensional heat-flow equation

$$(10.4) \quad \frac{\partial u}{\partial t} = h^2 \left(\frac{\partial^2 u}{\partial x^2} + \frac{\partial^2 u}{\partial y^2} + \frac{\partial^2 u}{\partial z^2} \right)$$

Proof. To prove this theorem, substitute the function $u = u_1 u_2 u_3$ in (10.4). We then have

$$(10.5) \quad \frac{\partial}{\partial t} (u_1 u_2 u_3) = h^2 \left[\frac{\partial^2}{\partial x^2} (u_1 u_2 u_3) + \frac{\partial^2}{\partial y^2} (u_1 u_2 u_3) + \frac{\partial^2}{\partial z^2} (u_1 u_2 u_3) \right]$$

Differentiating, we have

$$(10.6) \quad u_2 u_3 \frac{\partial u_1}{\partial t} + u_1 u_3 \frac{\partial u_2}{\partial t} + u_1 u_2 \frac{\partial u_3}{\partial t} \\ = h^2 \left(u_2 u_3 \frac{\partial^2 u_1}{\partial x^2} + u_1 u_3 \frac{\partial^2 u_2}{\partial y^2} + u_1 u_2 \frac{\partial^2 u_3}{\partial z^2} \right)$$

If we now substitute Eqs. (10.1), (10.2), and (10.3) in (10.6), we obtain an identity. This proves the theorem.

This theorem may be used to facilitate the solution of the "brick" problem of Sec. 5.

THEOREM II. If $u_1(r,t)$ is a solution of the symmetrical two-dimensional equation

$$(10.7) \quad \frac{\partial u_1}{\partial t} = h^2 \left(\frac{\partial^2 u_1}{\partial r^2} + \frac{1}{r} \frac{\partial u_1}{\partial r} \right)$$

and $u_2(z,t)$ is a solution of the linear heat-flow equation

$$(10.8) \quad \frac{\partial u_2}{\partial t} = h^2 \frac{\partial^2 u_2}{\partial z^2}$$

then $u = u_1 u_2$ is necessarily a solution of the three-dimensional heat-flow equation

$$(10.9) \quad \frac{\partial u}{\partial t} = h^2 \left(\frac{\partial^2 u}{\partial r^2} + \frac{1}{r} \frac{\partial u}{\partial r} + \frac{\partial^2 u}{\partial z^2} \right)$$

This is proved by substituting $u = u_1 u_2$ in Eq. (10.9). By the use of Eqs. (10.7) and (10.8), we again obtain an identity and this proves the proposition.

PROBLEMS

1. An infinite plate of thickness a and uniform material of permeability μ and conductivity σ carries alternating current of angular frequency ω in one direction. Show that the current density u_0 at the middle of the plate is related to the current density u_s at the surface of the plate by the equation

$$\frac{u_0}{u_s} = \frac{\sqrt{2}}{\sqrt{\cosh ma + \cos ma}}$$

where

$$m = \sqrt{\frac{\mu\sigma\omega}{2}}$$

2. An infinite iron plate is bounded by the parallel planes $x = h$ and $x = -h$. Wire is wound uniformly around the plate, the layers of wire are parallel to the y axis. An alternating current is sent through the wire. This current produces a magnetic field $H_0 \cos \omega t$ parallel to the z axis at the surface of the plate. Show that the magnetic field H inside the plate at a distance of x from the center is given by

$$H = H_0 \left(\frac{\cosh 2mx + \cos 2mx}{\cosh 2mh + \cos 2mh} \right)^{\frac{1}{2}} \cos(\omega t + \phi)$$

where $m = \sqrt{\sigma\omega\mu/2}$ and ϕ is a phase angle. μ and σ are the permeability and the conductivity of the plate, respectively.

Hint: The magnetic field H satisfies the equation $\nabla^2 H = \mu\sigma \frac{\partial H}{\partial t}$ in the region inside the plate.

3. The rate at which heat is lost from a rod as a consequence of surface radiation into the surrounding air at constant temperature u_0 is proportional to the difference of temperature $(u - u_0)$ and to the surface area of the element. Show that this leads to an equation of the form

$$\frac{\partial u}{\partial t} = h^2 \frac{\partial^2 u}{\partial x^2} - k^2(u - u_0)$$

for the temperature of the rod.

4. If u_0 is zero in Prob. 3, show that in the electrical analogy discussed in Sec. 3 we must add a leakage conductance term to take into account the radiation in the thermal problem.

5. An infinite bar has one end located at $x = 0$ and the other end extends to $x = \infty$. The temperature of the surrounding air is zero, and the end at $x = 0$ is

kept at $u = u_0$. Find the steady-state distribution of temperature, taking into account radiation.

6. A thin bar of uniform section is bent into the form of a circular ring of large radius a . At one point P in the ring, let a steady temperature u_0 be maintained. Let heat be radiated from the ring to the air. Assume that the air is at zero temperature. Show that when a steady state is established, the temperature of the ring is given by

$$u = u_0 \frac{\cosh [k(x - \pi a)]}{\cosh (k\pi a)}$$

where k^2 is the radiation coefficient as defined in Prob. 3 and x is a coordinate measured around the ring so that $x = 0$ at P . This arrangement is known as Fourier's ring.

7. It has been proposed to represent the rate of cooling of a surface by the empirical formula $e(v - v_0)^n$, where e is the emissivity of the surface and n has the value 1.2. Show that on this supposition the equation to be satisfied in a long thin rod cooling laterally is

$$\frac{\partial v}{\partial t} = h^2 \frac{\partial^2 v}{\partial x^2} - \frac{ep}{c\rho\sigma} (v - v_0)^n$$

where v is the temperature at a distance x measured along the rod from one end, v_0 is the temperature of the surrounding medium, h^2 is the diffusivity, ρ the density, p the perimeter, C the specific heat, and σ the area of cross section of the rod.

8. A bar of length s is heated so that its two ends are at temperature zero. If initially the temperature is given by

$$u = \frac{cx(s - x)}{s^2}$$

find the temperature at time t .

9. If in the equation

$$\frac{\partial u}{\partial t} = h^2 \frac{\partial^2 u}{\partial x^2} - k(u - u_0)$$

we introduce the change in variable

$$u = v + e^{-kt}$$

show that the equation in v is of the form

$$\frac{\partial v}{\partial t} = a^2 \frac{\partial^2 v}{\partial x^2}$$

10. A rectangular plate bounded by the lines $x = 0$, $y = 0$, $x = a$, $y = b$ has an initial distribution of temperature given by

$$v = A \sin \frac{\pi x}{a} \sin \frac{\pi y}{b}$$

The edges are kept at zero temperature, and the plane faces are impermeable to heat. Find the temperature at any point and time, and show that very close to any corner of the plate the lines of equal temperature and flow of heat are orthogonal systems of rectangular hyperbolas.

Show that the heat lost by the plate across the edges up to time t is

$$\frac{4mAb}{\pi^2} \left[1 - e^{-\lambda^2 \left(\frac{1}{a^2} + \frac{1}{b^2} \right) \pi^2 t} \right]$$

where m is the thermal capacity of the plate per unit area.

11. A conducting sphere initially at zero temperature has its surface kept at a constant temperature u_0 for a given time, after which it is kept at zero. Find the temperature at any time in the second stage.

12. A bar of uniform cross section is covered with impermeable varnish and extends from the point $x = 0$ to infinity. The bar being throughout at temperature zero, the extremity is brought at time $t = 0$ to temperature v_0 and kept at this temperature. Find the distribution of temperature in the bar at any subsequent time t , and verify that the solution gives the obvious solution at $t = \infty$.

References

1. CARSLAW, H. S.: "Mathematical Theory of Conduction of Heat in Solids," Dover Publications, New York, 1945.
2. BYERLY, W. E.: "Fourier's Series and Spherical Harmonics," Ginn and Company, Boston, 1893.
3. CHURCHILL, R. V.: "Fourier Series and Boundary Value Problems," McGraw-Hill Book Company, Inc., New York, 1941.
4. SMYTHE, W. R.: "Static and Dynamic Electricity," McGraw-Hill Book Company, Inc., New York, 1939.

CHAPTER XIX
THE ELEMENTS OF THE THEORY
OF THE COMPLEX VARIABLE

1. Introduction. Many of the problems of applied mathematics may be solved particularly simply by the use of the theory of complex functions. Chapter II is devoted to an exposition of complex numbers in general, and in Chap. III it is demonstrated how periodic phenomena may be simply and concisely expressed in terms of complex exponentials.

In this chapter, a brief account of the most useful results of function theory will be given; for a fuller and rigorous exposition of these results, the reader should consult the works listed at the end of this chapter. The use of the theory of complex functions in the solution of two-dimensional flow and potential problems is discussed in Chap. XX.

2. General Functions of a Complex Variable. In Chap. II, the elementary operations involving complex numbers were discussed. It was there shown how the elementary transcendental functions are defined for complex values of their arguments by allowing the variable in the power-series developments of these functions to take on complex values. We have thus seen that the functions of a complex variable obtained by operating on the complex variable

$$(2.1) \quad z = x + jy \quad j = \sqrt{-1}$$

with the fundamental laws of algebra or involving the elementary transcendental functions $\sin z$, $\cos z$, e^z , $\sinh(z)$, etc., are themselves complex numbers of the form $u + jv$, where u and v are *real* functions of x and y .

Let us now assume the expression

$$(2.2) \quad w(z) = u + jv$$

and determine what conditions it must satisfy in order that it may be a function of z .

If we speak in the broadest sense of the word *function*, then w is always a function of z since if z is given then x and y are determined and it follows that u and v are determined in terms of x and y .

This definition is too broad, and in the theory of functions of a

complex variable it is restricted by demanding that the function w shall have a *definite derivative* for a given value of z .

It must be realized that if $w(z)$ is one of the elementary transcendental functions such as z^n , $\sin z$, $\cosh z$, $\ln z$, as discussed in Chap. II, this condition is certainly met since all the operations used in the calculus of a real variable to obtain the derivatives are still valid for the complex variable and hence the derivative is uniquely determined. We thus have

$$(2.3) \quad \frac{d}{dz} \cosh z = \sinh z, \quad \frac{d}{dz} \ln z = \frac{1}{z}, \text{ etc.}$$

However, it will now be shown that the uniqueness of the derivative requires the functions u and v to satisfy certain conditions.

3. The Derivative and the Cauchy-Riemann Differential Equations. In the theory of functions of a real variable, if the difference-quotient

$$(3.1) \quad \frac{F(x+h) - F(x)}{h} = F'(x) + \phi(x,h)$$

where $F(x)$ is a real function of the real variable x , can be resolved into two terms in such a way that the first is independent of h and the second one is such that

$$(3.2) \quad \lim_{h \rightarrow 0} \phi(x,h) = 0$$

then by definition it is possible to differentiate $F(x)$, and $F'(x)$ is called the derivative of $F(x)$. Hence

$$(3.3) \quad F'(x) = \lim_{h \rightarrow 0} \frac{F(x+h) - F(x)}{h}$$

This definition is transferred to complex functions as follows:

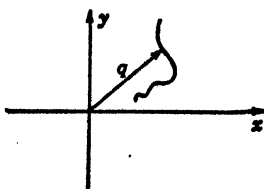


FIG. 3.1.

$$(3.4) \quad \frac{w(z+q) - w(z)}{q} = w'(z) + \phi(z,q)$$

where

$$(3.5) \quad \lim_{q \rightarrow 0} \phi(z,q) = 0$$

In this case, however, q represents a *vector* in the xy plane of Fig. 3.1. The end point of the vector representing the complex number q can converge toward the origin as $q \rightarrow 0$ along any arbitrary curve. The derivative $w'(z)$ is

defined by

$$(3.6) \quad w'(z) = \lim_{q \rightarrow 0} \frac{w(z + q) - w(z)}{q} \quad \checkmark$$

and must be independent of the manner in which q approaches zero in order to be unique. In order to carry out the limiting process (3.6), let

$$(3.7) \quad q = \Delta z = \Delta x + j \Delta y$$

and

$$(3.8) \quad \begin{aligned} \Delta w &= w(z + \Delta z) - w(z) \\ &= \Delta u + j \Delta v \end{aligned}$$

Now since u and v are functions of x and y , then if u and v have continuous partial derivatives of the first order, we have

$$(3.9) \quad \begin{cases} \Delta u = \left(\frac{\partial u}{\partial x} + \epsilon_1 \right) \Delta x + \left(\frac{\partial u}{\partial y} + \epsilon_2 \right) \Delta y \\ \Delta v = \left(\frac{\partial v}{\partial x} + \epsilon_3 \right) \Delta x + \left(\frac{\partial v}{\partial y} + \epsilon_4 \right) \Delta y \end{cases}$$

where

$$(3.10) \quad \lim_{\substack{\Delta x \rightarrow 0 \\ \Delta y \rightarrow 0}} \epsilon_r = 0 \quad r = 1, 2, 3, 4$$

Substituting (3.7), (3.8), and (3.9), in (3.6), we have

$$(3.11) \quad \begin{aligned} \frac{dw}{dz} &= \lim_{\Delta z \rightarrow 0} \frac{\Delta w}{\Delta z} = \frac{\left(\frac{\partial u}{\partial x} + j \frac{\partial v}{\partial x} \right) + \left(\frac{\partial u}{\partial y} + j \frac{\partial v}{\partial y} \right) \frac{dy}{dx}}{1 + j \left(\frac{dy}{dx} \right)} \quad \checkmark \\ &= \frac{A + Bm}{1 + mj} \end{aligned}$$

where

$$(3.12) \quad \begin{cases} A = \frac{\partial u}{\partial x} + j \frac{\partial v}{\partial x} \\ B = \frac{\partial u}{\partial y} + j \frac{\partial v}{\partial y} \\ m = \frac{dy}{dx} \end{cases}$$

Now if $\frac{dw}{dz}$ is to be unique, it must be independent of the manner in which Δz approaches zero and hence must be independent of $m = \frac{dy}{dx}$.

If $\frac{dw}{dz} = w'$ is independent of m , we must have

$$(3.13) \quad \begin{aligned} \frac{\partial}{\partial m} (w') &= \frac{\partial}{\partial m} \left(\frac{A + Bm}{1 + jm} \right) = 0 \\ &= \frac{(1 + jm)B - (A + Bm)j}{(1 + jm)^2} = 0 \end{aligned}$$

Hence

$$(3.14) \quad B = jA$$

or

$$(3.15) \quad \frac{\partial u}{\partial y} + j \frac{\partial v}{\partial y} = j \left(\frac{\partial u}{\partial x} + j \frac{\partial v}{\partial x} \right)$$

Equating the coefficients of the real and imaginary terms of (3.15), we obtain

$$(3.16) \quad \frac{\partial u}{\partial y} = - \frac{\partial v}{\partial x}$$

and

$$(3.17) \quad \frac{\partial u}{\partial x} = \frac{\partial v}{\partial y}$$

Equations (3.16) and (3.17) are the conditions that the real and imaginary parts of $w(z)$ must satisfy in order that $w(z)$ may have a unique derivative $w'(z)$. Such a function is said to be analytic at the point z . They are called the *Cauchy-Riemann* differential equations.

If we differentiate Eq. (3.16) with respect to y and Eq. (3.17) with respect to x and add the results, we obtain

$$(3.18) \quad \frac{\partial^2 u}{\partial x^2} + \frac{\partial^2 u}{\partial y^2} = 0 \quad \checkmark$$

Differentiating (3.17) with respect to y and (3.16) with respect to x and subtracting the results, we obtain

$$(3.19) \quad \frac{\partial^2 v}{\partial x^2} + \frac{\partial^2 v}{\partial y^2} = 0 \quad \checkmark$$

We thus see that the real and imaginary parts of an analytic function $w(z)$ of a complex variable are solutions of the Laplace equation in two variables. The functions u and v that satisfy the Cauchy-Riemann Eqs. (3.16) and (3.17) are called *conjugate functions*.

Substituting Eqs. (3.16) and (3.17) in (3.11), we obtain

$$(3.20) \quad \frac{dw}{dz} = w'(z) = \frac{\partial u}{\partial x} + j \frac{\partial v}{\partial x} = \frac{1}{j} \left(\frac{\partial u}{\partial y} + j \frac{\partial v}{\partial y} \right) \checkmark$$

The use of these functions in the solution of two-dimensional flow and potential problems will be discussed in Chap. XX.

4. Line Integrals of Complex Functions. The concept of the line integral of a three-dimensional vector field was discussed in Sec. 10 of Chap. XV. We shall now consider the definition of the line integral of a complex function along a curve C .

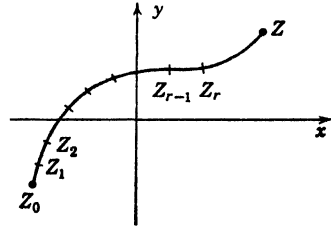


FIG. 4.1.

Let $w(z)$ be a complex function of the complex variable z defined in the region B (Fig. 4.1), and let C be a smooth curve in the region B having end points z_0 and z . Let $z_1, z_2, z_3, \dots, z_{n-1}$ be an arbitrary number of intermediate points on C and z_n chosen to be the point z .

Let

$$(4.1) \quad \Delta z_r = z_r - z_{r-1} \quad r = 1, 2, \dots, n$$

represent chord vectors of the curve C . Let m_r be a point on the curve C located between z_{r-1} and z_r (this point may also coincide with z_{r-1} or with z_r). Let the following summation be performed:

$$(4.2) \quad \sum_{r=1}^{r=n} w(m_r) \Delta z_r = L_n$$

If as the curve C is divided into smaller and smaller parts so that $n \rightarrow \infty, |\Delta z_r| \rightarrow 0$ and this summation tends to approach a limit that is independent of the choice of the intermediate points and of the manner in which the division is performed, then the above limit L_n is called the *definite integral* of the complex function $w(z)$ taken along the path C and between the limits $z = z_0$ and $z = z$ and is denoted by

$$(4.3) \quad \lim_{n \rightarrow \infty} L_n = \int_C^{z_0} w(z) dz$$

As in the case of real quantities, it may be shown that the limit L_n exists if $w(z)$ is continuous along the path of integration.

The value of this integral *in general* depends on $w(z)$ and on the limits of the integral as well as on the form of the path, C .

Estimation of the Integral Value. Let the curve C be a curve of finite length (rectifiable curve); then if

$$(4.4) \quad |w(z)| \leq M$$

where M represents a fixed real quantity, throughout the curve C ; then

the following estimation of the integral along the curve C exists

$$(4.5) \quad \left| \int_C^s w(z) dz \right| \leq Ms$$

where s is the length of the curve C from z_0 to z .

To prove (4.5), we substitute (4.4) in Eq. (4.2) and obtain

$$(4.6) \quad \left| \int_{z_0}^s w(z) dz \right| < M \lim_{n \rightarrow \infty} \sum_{r=1}^{r=n} \Delta z_r$$

However

$$(4.7) \quad \lim_{n \rightarrow \infty} \left| \sum_{r=1}^{r=n} \Delta z_r \right| = \left| \int_C^s dz \right| = \int_C^s \sqrt{dx^2 + dy^2} = s$$

This proves Eq. (4.5).

If we decompose $w(z)$ into its real and imaginary parts

$$(4.8) \quad w(z) = u + jv$$

and write

$$(4.9) \quad dz = dx + j dy$$

we have

$$(4.10) \quad \int_C^s w(z) dz = \int_C^{x,y} (u dx - v dy) + j \int_C^{x,y} (v dx + u dy)$$

where we now have two real integrals.

5. Cauchy's Integral Theorem. Let the function $w(z)$ be single-valued, continuous, and possess a definite derivative throughout a region R , that is, let $w(z)$ be analytic in R .

Cauchy's integral theorem states that

$$(5.1) \quad \oint_C w(z) dz = 0$$

where the above notation signifies that the line integral is taken along an arbitrary closed path lying inside the region R .

The proof of this theorem can be made to depend on Stokes's theorem of Chap. 15, Sec. 10. Stokes's theorem states that if we have a vector field \mathbf{A} whose components possess the continuous partial derivatives involved in the calculation of $\nabla \times \mathbf{A}$, then

$$(5.2) \quad \oint_C \mathbf{A} \cdot d\mathbf{l} = \int_s \int (\nabla \times \mathbf{A}) \cdot d\mathbf{s}$$

where the line integral is taken along the curves, bounding the open

surface s . If \mathbf{A} is a two-dimensional vector field having the components A_x and A_y above, then (5.2) reduces to

$$(5.3) \quad \oint_c (\mathbf{A}_x dx + \mathbf{A}_y dy) = \int_s \int \left(\frac{\partial A_y}{\partial x} - \frac{\partial A_x}{\partial y} \right) dx dy$$

where c is a closed curve lying in the xy plane and s is the surface bounded by this curve. As a consequence of (4.10), we may write

$$(5.4) \quad \oint_c w(z) dz = \oint_c (u dx - v dy) + j \oint_c (v dx + u dy)$$

By means of (5.3) we may transform both the integrals of the right member of (5.4) into surface integrals.

To transform the first one, let

$$(5.5) \quad \begin{cases} A_x = u \\ A_y = -v \end{cases}$$

We thus obtain

$$(5.6) \quad \oint_c (u dx - v dy) = - \int_s \int \left(\frac{\partial v}{\partial x} + \frac{\partial u}{\partial y} \right) dx dy$$

However as a consequence of the first Cauchy-Riemann equation (3.16), we have

$$(5.7) \quad \frac{\partial v}{\partial x} + \frac{\partial u}{\partial y} = 0$$

Hence the first integral of the right member of (5.4) vanishes. Using Eq. (5.3) to transform the second integral of the right member of (5.4) and the second Cauchy-Riemann equation (3.16), this integral may be shown to vanish also. Hence Cauchy's integral theorem (5.1) is proved.

As a consequence of this theorem, it follows that the path of the line integral whether closed or between fixed limits may be deformed without changing the value of the integral provided that in the deformation no point is encountered at which $w(z)$ ceases to be analytic.

Multiply Connected Regions. Cauchy's integral theorem has been deduced under the assumption that the closed curve is the boundary of a *simply connected* region. However, as we shall see, the theorem still holds if the enclosed region is *multiply connected*. Consider the region of Fig. 5.1.

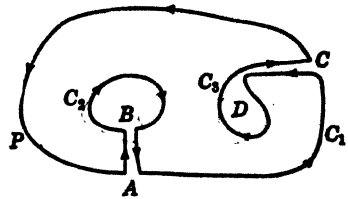


FIG. 5.1.

This region requires three curves c_1 , c_2 , and c_3 to divide it into two separate parts and is therefore a triply connected region. By introducing the cross cuts AB and CD , the region may be transformed into a simply connected region. We thus have

$$(5.8) \quad \oint_s w(z) dz = 0$$

Where the curve s includes the outer curve c_1 traversed in the mathematically positive direction the curves c_2 and c_3 traversed in the negative direction and the cross cuts AB and CD . We thus have

$$(5.9) \quad \oint_s w(z) dz = \oint_{c_1} w(z) dz + \oint_{c_2} w(z) dz + \oint_{c_3} w(z) dz + \int_A^B w(z) dz + \int_B^A w(z) dz + \int_C^D w(z) dz + \int_D^C w(z) dz$$

Since the function is analytic along the cross cuts and the integral from A to B is traversed in the opposite direction from the integral B to A , etc., the integrals along the cross cuts cancel out in pairs. Using this fact and transposing, we obtain

$$(5.10) \quad \oint_{c_1} w(z) dz = \oint_{c_2} w(z) dz + \oint_{c_3} w(z) dz$$

where we have reversed the direction of integration along curves c_2 and c_3 .

As an example of the use of Cauchy's integral theorem, let it be required to compute the integral

$$(5.11) \quad I = \oint_c \frac{dz}{z}$$

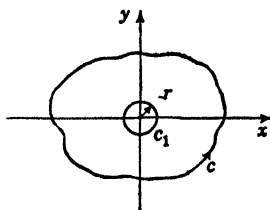


FIG. 5.2.

where c is a simply closed curve.

The function $w(z) = 1/z$ is analytic for any value of z except for $z = 0$. If, therefore, the simply closed curve c does not enclose the origin, let us draw an arc c_1 of

small radius r with center at the origin as shown in Fig. 5.2.

Since the function $1/z$ is analytic in the region between c_1 and c , we have by Eq. (5.10)

$$(5.12) \quad \oint_c \frac{dz}{z} = \oint_{c_1} \frac{dz}{z}$$

Now on the circle c_1 we have

$$(5.13) \quad z = re^{j\theta}, \quad dz = jre^{j\theta} d\theta$$

Hence

$$(5.14) \quad \oint_{c_1} \frac{dz}{z} = \int_{\theta=0}^{\theta=2\pi} j d\theta = 2\pi j$$

We thus have the result

$$(5.15) \quad \oint \frac{dz}{z} = \begin{cases} 0 & \text{if } c \text{ does not surround the origin} \\ 2\pi j & \text{if } c \text{ surrounds the origin} \end{cases}$$

6. Cauchy's Integral Formula. Let $w(z)$ be analytic in a region including a point $z = a$ and bounded by a curve c . Let us draw a small circle c_1 of radius r and center at a as shown in Fig. 6.1.

Then in the area bounded by the circle c_1 and the curve c , the function

$$(6.1) \quad \phi(z) = \frac{w(z)}{(z - a)}$$

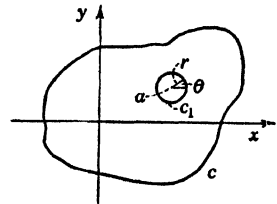


FIG. 6.1.

is analytic. Hence by Cauchy's theorem, we have

$$(6.2) \quad \oint_c \frac{w(z) dz}{(z - a)} = \oint_{c_1} \frac{w(z) dz}{(z - a)}$$

Now on the circle c_1 we have

$$(6.3) \quad \begin{aligned} z &= a + re^{j\theta}, & dz &= jre^{j\theta} d\theta \\ w(z) &= w(a) + \delta \end{aligned}$$

Hence

$$(6.4) \quad \begin{aligned} \oint_{c_1} \frac{w(z) dz}{(z - a)} &= w(a) \int_0^{2\pi} j d\theta + \int_0^{2\pi} j\delta d\theta \\ &= 2\pi j w(a) + 2\pi j \delta \end{aligned}$$

Now we may take the radius of the circle so small that

$$(6.5) \quad \lim_{r \rightarrow 0} \delta = 0$$

Hence from (6.4) and (6.2), we obtain

$$(6.6) \quad \oint_c \frac{w(z) dz}{(z - a)} = 2\pi j w(a)$$

or

$$(6.7) \quad w(a) = \frac{1}{2\pi j} \oint_c \frac{w(z) dz}{(z - a)}$$

This is Cauchy's integral formula; it is remarkable in that it enables one to compute the value of a function $w(z)$ inside a region in which it is analytic from the values of the function at the boundary.

If we apply the formula to a circle with center at a of radius R , we have

$$(6.8) \quad z = Re^{j\theta} + a, \quad dz = jRe^{j\theta} d\theta$$

and we obtain

$$(6.9) \quad w(a) = \frac{1}{2\pi} \int_{\theta=0}^{\theta=2\pi} w(z) d\theta$$

This shows that the value of the function $w(z)$ at the center of a circle is equal to the average value of its boundary values. If M denotes the maximum of the absolute value of $w(z)$ on the boundary of the circle, then

$$(6.10) \quad \left| \int_{\theta=0}^{\theta=2\pi} w(z) dz \right| \leq 2\pi M$$

Hence

$$(6.11) \quad |w(a)| \leq M$$

Therefore the maximum of the absolute value of an analytic function cannot be situated inside a circular region.

Another form of Cauchy's integral formula is obtained by replacing a by z and letting $z = t$ in (6.7). We then have

$$(6.12) \quad w(z) = \frac{1}{2\pi j} \oint_c \frac{w(t)}{(t-z)} dt$$

where now z is held fixed in the integration and t traverses the curve c .

Derivatives of an Analytic Function. It may be shown that the integral (6.12) may be differentiated under the integral sign and that the result thus obtained may be differentiated in the same way. This will be assumed. Then we have

$$(6.13) \quad \frac{dw}{dz} = w'(z) = \frac{1}{2\pi j} \oint_c \frac{w(t)}{(t-z)^2} dt$$

$$(6.14) \quad w''(z) = \frac{2!}{2\pi j} \oint_c \frac{w(t)}{(t-z)^3} dt$$

$$(6.15) \quad w^{(n)}(z) = \frac{n!}{2\pi j} \oint_c \frac{w(t)}{(t-z)^{n+1}} dt \quad n = 0, 1, 2, 3, \dots$$

From this it follows that if a function is analytic all its derivatives exist. This is not necessarily true of a function of a real variable.

7. Taylor's Series. In Chap. I, Sec. 15, the Taylor's series expansion of a function of a real variable was discussed. By means of Cauchy's integral formula, we may discuss Taylor's series expansion of an analytic function of a complex variable $w(z)$. If we let

$$z \rightarrow (z + h)$$

in equation (6.12), we have

$$(7.1) \quad w(z + h) = \frac{1}{2\pi j} \oint_c \frac{w(t) dt}{t - (z + h)}$$

Where we assume that $w(z)$ is analytic in a circle R with the boundary c and that the points z and $(z + h)$ are inside of this circle, let us now expand $\frac{1}{t - (z + h)}$ into a power series in h in the form

$$(7.2) \quad \frac{1}{t - (z + h)} = \frac{1}{(t - z) \left(1 - \frac{h}{t - z}\right)} \\ = \frac{1}{(t - z)} \left[1 + \frac{h}{t - z} + \frac{h^2}{(t - z)^2} + \dots + \frac{h^n}{(t - z)^n} + \frac{h^{n+1}}{(t - z)^n(t - z - h)} \right]$$

Hence

$$(7.3) \quad \frac{1}{2\pi j} \oint_c \frac{w(t) dt}{t - (z + h)} = \frac{1}{2\pi j} \left[\oint_c \frac{w(t) dt}{t - z} + h \oint_c \frac{w(t) dt}{(t - z)^2} + h^2 \oint_c \frac{w(t) dt}{(t - z)^3} + \dots + h^n \oint_c \frac{w(t) dt}{(t - z)^{n+1}} + h^{n+1} \oint_c \frac{w(t) dt}{(t - z)^{n+1}(t - z - h)} \right]$$

Using (6.15) and (7.1), we have

$$(7.4) \quad w(z + h) = w(z) + \frac{hw'(z)}{1!} + \frac{h^2w''(z)}{2!} + \dots + \frac{h^n}{n!} w^{(n)}(z) + R_{n+1}$$

where R_{n+1} is the remainder after $(n + 1)$ terms and is given by

$$(7.5) \quad R_{n+1} = h^{n+1} \oint_c \frac{w(t) dt}{(t - z)^{n+1}(t - z - h)}$$

Now by the estimation formula (4.5), it may be shown that

$$(7.6) \quad \lim_{n \rightarrow \infty} R_{n+1} = 0$$

The series (7.4) converges inside of a circle with z as its center, the radius of the circle being equal to the distance from z to the nearest

point $(z + H)$ at which $w(z + h)$ is no longer analytic. Series (7.4) may also be represented as follows:

$$(7.7) \quad w(z + h) = \sum_{r=0}^{\infty} a_r h^r$$

where

$$(7.8) \quad a_r = \frac{1}{2\pi j} \oint \frac{w(t) dt}{(t - z)^{r+1}} \quad r = 0, 1, 2, 3, \dots$$

Thus the coefficients may be obtained by means of integration.

8. Laurent's Series. Let $w(z)$ be an analytic function in the annular region of Fig. 8.1 including the boundary of the region.

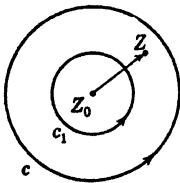


FIG. 8.1.

The annular region is formed by two concentric circles c and c_1 whose center is z_0 . Let $(z_0 + h) = z$ be located inside the annular region. If we apply Cauchy's integral theorem to this annular region, we have

$$(8.1) \quad w(z_0 + h) = \frac{1}{2\pi j} \oint \frac{w(t) dt}{t - (z_0 + h)}$$

The integration is carried out over the entire boundary of the annular region composed of the circles c and c_1 . We thus have symbolically

$$(8.2) \quad w(z_0 + h) = \frac{1}{2\pi j} \left(\oint_c - \oint_{c_1} \right)$$

where the integration over both circles must be taken in the positive direction. Each integral is calculated individually. Now as in Eq. (7.2), we have

$$(8.3) \quad \frac{1}{(t - z_0 - h)} = \frac{1}{(t - z_0)} + \frac{h}{(t - z_0)^2} + \frac{h^2}{(t - z_0)^3} + \dots + \frac{h^n}{(t - z_0)^{n+1}} + \frac{h^{n+1}}{(t - z_0)^{n+1}(t - z_0 - h)}$$

If we interchange $(t - z_0)$ and h , we have

$$(8.4) \quad -\frac{1}{t - z_0 - h} = \frac{1}{h} + \frac{t - z_0}{h^2} + \frac{(t - z_0)^2}{h^3} + \dots + \frac{(t - z_0)^n}{h^{n+1}} + \frac{(t - z_0)^{n+1}}{h^{n+1}(t - z_0 - h)}$$

If we now substitute these expansions in Eq. (8.2), we have

$$(8.5) \quad w(z_0 + h) = \sum_{s=-(n+1)}^{s=n} a_s h^s + R'_n + R''_n$$

where

$$(8.6) \quad a_s = \frac{1}{2\pi j} \oint_c \frac{w(t) dt}{(t - z_0)^{s+1}} \quad s = 0, +1, +2, +3, \dots$$

$$(8.7) \quad a_s = \frac{1}{2\pi j} \oint_{c_1} \frac{w(t) dt}{(t - z_0)^{s+1}} \quad s = -1, -2, -3, -4, \dots$$

$$(8.8) \quad R'_n = \frac{1}{2\pi j} \oint_c \frac{h^{n+1} w(t) dt}{(t - z_0)^{n+1} (t - z_0 - h)}$$

$$R''_n = \frac{1}{2\pi j} \oint_{c_1} \frac{(t - z_0)^{n+1} w(t) dt}{h^{n+1} (t - z_0 - h)}$$

By Cauchy's estimation formula (4.5), it is easy to show that

$$(8.9) \quad \begin{cases} \lim_{n \rightarrow \infty} R'_n = 0 \\ \lim_{n \rightarrow \infty} R''_n = 0 \end{cases}$$

Hence we obtain the Laurent's series

$$(8.10) \quad w(z_0 + h) = \sum_{s=-\infty}^{s=+\infty} a_s h^s$$

where the coefficients a_s are given by (8.6) and (8.7). It may be noted that if all the coefficients of negative index have the value zero then (8.10) reduces to Taylor's series.

Examples of Laurent's Series Expansions. Consider the function

$$(8.11) \quad w(z) = \frac{1}{z(z-1)}$$

This function is analytic at all points of the z plane except at the points $z = 0$ and $z = 1$. Therefore it is possible to expand this function in a Laurent's series in an annular region about $z = 0$ or $z = 1$.

To expand about $z = 0$, we have

$$(8.12) \quad \begin{aligned} \frac{1}{z(z-1)} &= -\frac{1}{z} (1-z)^{-1} \\ &= -\frac{1}{z} (1+z+z^2+z^3+\dots) \\ &= -\frac{1}{z} - 1 - z - z^2 - z^3 - \dots \quad z \neq 0 \end{aligned}$$

To expand about $z = 1$, write

$$(8.13) \quad \begin{aligned} \frac{1}{z(z-1)} &= \frac{1}{z-1} \frac{1}{(z-1)+1} \\ &= \frac{1}{z-1} \left[1 - (z-1) + (z-1)^2 - \right. \\ &\qquad \qquad \qquad \left. (z-1)^3 + \dots \right] \\ &= \frac{1}{z-1} - 1 + (z-1) - (z-1)^2 + \dots \quad z \neq 1 \end{aligned}$$

As another example, consider the function

$$(8.14) \quad w(z) = e^{1/z}$$

This function may be expanded in any annular region enclosing the origin in the form

$$(8.15) \quad e^{1/z} = 1 + \frac{1}{z} + \frac{1}{z^2 \cdot 2!} + \frac{1}{z^3 \cdot 3!} + \cdots \quad z \neq 0$$

In this case all the terms of the Laurent's series have a negative index.

9. Residues, Cauchy's Residue Theorem. In the Laurent's series (8.10), let

$$(9.1) \quad z = (z_0 + h) \quad \text{or} \quad h = (z - z_0)$$

we then obtain

$$(9.2) \quad w(z) = \sum_{s=-\infty}^{s=+\infty} a_s (z - z_0)^s$$

The coefficient a_{-1} is given by Eq. (8.7), and it is

$$(9.3) \quad a_{-1} = \frac{1}{2\pi j} \oint_{c_1} w(t) dt$$

where c_1 is a curve surrounding the point z_0 . a_{-1} is in general a complex number and is called the *residue* of $w(z)$ at the point $z = z_0$. It is usually denoted by

$$(9.4) \quad a_{-1} = \text{Res } w(z)_{z=z_0}$$

It sometimes happens that the Laurent's series for $w(z)$ is known in the neighborhood of $z = z_0$ or the series is easier to compute than the integral. In that case, from a knowledge of a_{-1} we may compute the integral (9.3).

As a very simple example, consider the function $w(z) = 1/z$. In this case the Laurent's series about the origin consists of only one term and we have

$$(9.5) \quad a_{-1} = 1$$

Hence

$$(9.6) \quad \oint \frac{dz}{z} = 2\pi j \cdot 1 = 2\pi j$$

where the integral is taken about a curve surrounding the origin. In the same manner, we have

$$(9.7) \quad \oint e^{1/z} dz = 2\pi j$$

where the path of integration encloses the origin. This follows from the expansion of the function $e^{1/z}$ in the series (8.15) where we see that

$$(9.8) \quad a_{-1} = \text{Res} (e^{1/z}) = 1 \\ z = 0$$

Cauchy's Residue Theorem. Let $w(z)$ be an analytic function inside a region R at all points except at the points z_1, z_2, \dots, z_n . Let $w(z)$ be analytic at all points on the boundary c of the region R . Let us

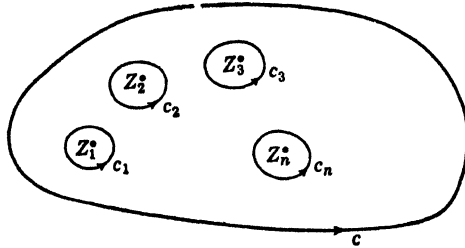


FIG. 9.1.

surround the points z_1, z_2, \dots, z_n by the closed curves c_1, c_2, \dots, c_n . Then by Cauchy's integral theorem of Sec. 5, we have (see Fig. 9.1)

$$(9.9) \quad \oint_c w(z) dz = \oint_{c_1} w(z) dz + \oint_{c_2} w(z) dz + \dots + \oint_{c_n} w(z) dz$$

However, by (9.3), we have

$$(9.10) \quad \oint_{c_r} w(z) dz = 2\pi j \text{Res} w(z) \\ z = z_r$$

Hence substituting this in (9.9), we obtain

$$(9.11) \quad \oint_c w(z) dz = 2\pi j \sum_{r=1}^{r=n} \text{Res} w(z) \\ z = z_r$$

This is *Cauchy's residue theorem*. It is of extreme importance in evaluating definite integrals and in the theory of functions in general. Applications of this theorem to the evaluation of definite integrals will be considered in a later section.

✓ **10. Singular Points of an Analytic Function.** All the points of the z plane at which an analytic function does not have a unique derivative are said to be *singular points*. If we concern ourselves only with single-valued functions of the complex variable $w(z)$, then $w(z)$ may have two types of singularities.

a. *Poles or nonessential singular points.*

b. *Essential singular points.*

The distinction between these two types of singularities will now be explained.

Let z_0 be a singular point of $w(z)$. Let us expand $w(z)$ in a Laurent's series in powers of $(z - z_0)$. This expansion will contain powers of $(z - z_0)$ with negative exponents, for otherwise $z = z_0$ would not be a singular point. Hence we have

$$(10.1) \quad w(z) = \frac{a_{-m}}{(z - z_0)^m} + \frac{a_{-m+1}}{(z - z_0)^{m-1}} + \cdots + \frac{a_{-1}}{(z - z_0)} + a_0 + a_1(z - z_0) + \cdots$$

There are two possibilities:

a. The expansion (10.1) has only a finite number of powers of $(z - z_0)$ with negative exponents.

In this case $w(z)$ is said to have a *pole* singularity at $z = z_0$. If m is the largest of the negative exponents and if the function

$$(10.2) \quad \phi(z) = (z - z_0)^m w(z)$$

behaves regularly (is analytic) at the point z_0 , m is called the *order of the pole* z_0 , and $w(z)$ is said to have a pole of the m th order at the point z_0 .

The sum of the terms with negative exponents

$$(10.3) \quad \frac{a_{-1}}{(z - z_0)} + \frac{a_{-2}}{(z - z_0)^2} + \cdots + \frac{a_{-m}}{(z - z_0)^m}$$

is called the *principal part* of the function $w(z)$.

b. The other possibility is that the Laurent's expansion of the function $w(z)$ about the point z_0 will have an infinite number of negative powers of $(z - z_0)$ and is of the form

$$(10.4) \quad w(z) = \sum_{r=-\infty}^{r=+\infty} a_r(z - z_0)^r$$

In this case the point $z = z_0$ is said to be an *essential singular point* and $w(z)$ is said to have an *essential singularity* at $z = z_0$.

As examples of these possibilities, consider the function

$$(10.5) \quad w(z) = \frac{1}{(z - 2)^2(z - 5)^3(z - 1)}$$

This function has a pole of the second order at $z = 2$, a pole of the third order at $z = 5$, and a pole of the first order at $z = 1$.

The function

$$(10.6) \quad w(z) = e^{1/z}$$

has the Laurent's series (8.15) in the neighborhood of the origin. Its Laurent's series expansion contains an infinite number of negative powers of z and has, therefore, an essential singularity at $z = 0$.

Meromorphic Functions. If a function $w(z)$ has only pole singularities in the finite part of the z plane, it is said to be a *meromorphic function*.

11. The Point at Infinity. In the theory of the complex variable, it is convenient to regard infinity as a single point. The behavior of $w(z)$ "at infinity" is considered by making the substitution

$$(11.1) \quad z = \frac{1}{t}$$

and examining $w(1/t)$ at $t = 0$. We then say that $w(z)$ is analytic or has a pole or an essential singularity at infinity according as $w(1/t)$ has the corresponding property at $t = 0$.

It may thus be shown that $1/z^2$ is analytic at infinity, z^3 has a pole of the third order at infinity, and the function

$$(11.2) \quad \sin z = z - \frac{z^3}{3!} + \frac{z^5}{5!} - \frac{z^7}{7!} + \cdots$$

has an essential singularity at infinity.

The Residue at Infinity. The residue of $w(z)$ at infinity is defined as

$$(11.3) \quad \frac{1}{2\pi j} \oint_c w(z) dz$$

where c is a large circle that encloses all the singularities of $w(z)$ except at $z = \infty$. The integration is taken around c in the *negative* sense, that is, negative with respect to the origin provided that this integral has a definite value.

If we apply the transformation

$$(11.4) \quad z = \frac{1}{t}$$

to the integral (11.3), it becomes

$$(11.5) \quad \frac{1}{2\pi j} \oint_s -w\left(\frac{1}{t}\right) \frac{dt}{t^2}$$

where the integration is performed in a positive sense about a small circle whose center is at the origin. It follows that if

$$(11.6) \quad \lim_{t \rightarrow 0} \left[-w \left(\frac{1}{t} \right) \frac{1}{t} \right] = \lim_{z \rightarrow \infty} [-zw(z)]$$

has a definite value, then that value is the residue of $w(z)$ at infinity.

For example, the function

$$(11.7) \quad w(z) = \frac{z}{(z-a)(z-b)}$$

behaves like $1/z$ for large values of z , and is therefore analytic at $z = \infty$. However,

$$(11.8) \quad \lim_{z \rightarrow \infty} [-zw(z)] = -1$$

Hence the residue of $w(z)$ at infinity is -1 . We thus see that a function may be analytic at infinity and still have a residue there.

✓**12. Evaluation of Residues.** The calculation of the residues of a function $w(z)$ at its poles may be performed in several ways. By the definition of the residue of the function $w(z)$ at a simple pole $z = z_0$ is meant the coefficient a_{-1} in the Laurent's expansion of $w(z)$ in the form

$$(12.1) \quad w(z) = \frac{a_{-1}}{(z-z_0)} + a_0 + a_1(z-z_0) + a_2(z-z_0)^2 + \dots$$

where z_0 is a simple pole. If we now multiply Eq. (12.1) by $(z-z_0)$ and take the limit $z \rightarrow z_0$, we have

$$(12.2) \quad \lim_{z \rightarrow z_0} (z-z_0)w(z) = a_{-1} \\ = \text{Res } w(z) \quad z = z_0$$

For example, the function

$$(12.3) \quad w(z) = \frac{e^z}{(z^2+a^2)} = \frac{e^z}{(z+ja)(z-ja)}$$

has two simple poles, one at $z = ja$ and another at $z = -ja$. To evaluate the residue at $z = ja$, we form the limit

$$(12.4) \quad \lim_{z \rightarrow ja} (z-ja)w(z) = \lim_{z \rightarrow ja} \left(\frac{e^z}{z+ja} \right) = \frac{e^{ja}}{2ja}$$

Similarly, the limit at $z = -ja$ is $-\frac{e^{-ja}}{2ja}$

Residues at Simple Poles of $w(z) = F(z)/G(z)$. Frequently it is required to evaluate residues of a function $w(z)$ that has the form

$$(12.5) \quad w(z) = \frac{F(z)}{G(z)}$$

where $G(z)$ has simple zeros and hence $w(z)$ has simple poles. If $z = z_0$ is a simple pole of $w(z)$, then by (12.2) we have

$$(12.6) \quad \begin{aligned} \operatorname{Res} w(z)_{z=z_0} &= \lim_{z \rightarrow z_0} [(z - z_0)w(z)] \\ &= \lim_{z \rightarrow z_0} \left[(z - z_0) \frac{F(z)}{G(z)} \right] \end{aligned}$$

Since $z = z_0$ is a simple pole of $w(z)$, we must have

$$(12.7) \quad G(z_0) = 0$$

so that expression (12.6) becomes $0/0$. To evaluate it, we use L'Hospital's rule and obtain

$$(12.8) \quad \operatorname{Res} w(z)_{z=z_0} = \lim_{z \rightarrow z_0} \left[\frac{F(z) + (z - z_0)F'(z)}{G'(z)} \right] = \frac{F(z_0)}{G'(z_0)}$$

As an example of the use of this formula, let it be required to compute the residue of $w(z) = e^{iz}/(z^2 + a^2)$ at the simple pole $z = ja$. Using (12.7) we have

$$(12.9) \quad \operatorname{Res} \left(\frac{e^{iz}}{(z^2 + a^2)} \right)_{z=ja} = \frac{e^{-a}}{2ja}$$

Evaluation of a Residue at a Multiple Pole. If the function $w(z)$ has a multiple pole at $z = z_0$ of order m , then the Laurent's expansion of $w(z)$ is

$$(12.10) \quad w(z) = \frac{a_{-m}}{(z - z_0)^m} + \frac{a_{-m+1}}{(z - z_0)^{m-1}} + \dots + \frac{a_{-1}}{(z - z_0)} + a_0 + a_1(z - z_0) + a_2(z - z_0)^2 + \dots$$

The residue at $z = z_0$ is a_{-1} , and to obtain it we multiply (12.10) by $(z - z_0)^m$ and obtain

$$(12.11) \quad (z - z_0)^m w(z) = a_{-m} + a_{-m+1}(z - z_0) + \dots + a_{-1}(z - z_0)^{m-1} + (z - z_0)^m a_0 + a_1(z - z_0) + a_2(z - z_0)^2 + \dots$$

If we differentiate both sides of (12.11) with respect to z $(m - 1)$ times and place $z = z_0$, we obtain

$$(12.12) \quad \frac{d^{m-1}}{dz^{m-1}} [(z - z_0)^m w(z)]_{z=z_0} = a_{-1}(m - 1)!$$

Hence the residue a_{-1} at the multiple pole is

$$(12.13) \quad a_{-1} = \frac{1}{(m - 1)!} \frac{d^{m-1}}{dz^{m-1}} [(z - z_0)^m w(z)]_{z=z_0}$$

For example, let it be required to find the residue of

$$(12.14) \quad w(z) = \frac{ze^z}{(z-a)^3}$$

at the third-order pole $z = a$. Applying (12.13), we have

$$(12.15) \quad a_{-1} = \frac{1}{2!} \frac{d^2}{dz^2} (ze^z)_{z=a} = e^a \left(1 + \frac{a}{2}\right)$$

13. Liouville's Theorem. A very interesting and useful theorem may be established by the aid of the notion of residues.

Let $w(z)$ be a function that is analytic at all points of the complex z plane and finite at infinity. Then if a and b are any two distinct points, the only singularities of the function

$$(13.1) \quad \phi(z) = \frac{w(z)}{(z-a)(z-b)}$$

are a and b and possibly infinity. However since $w(z)$ is by hypothesis finite at infinity, we have

$$(13.2) \quad \lim_{z \rightarrow \infty} z\phi(z) = 0$$

Hence the residue of $\phi(z)$ is zero at infinity. However, in Sec. 11, we saw that the residue of $\phi(z)$ at infinity is defined by

$$(13.3) \quad \frac{1}{2\pi j} \oint_c \phi(z) dz$$

where c is a large circle that encloses all the singularities of $\phi(z)$ except the one at $z = \infty$ and the integration is performed in the negative sense. However by Cauchy's residue theorem, we have

$$(13.4) \quad \frac{1}{2\pi j} \oint_c \phi(z) dz = \sum \text{Res inside } c$$

Hence the sum of the residues of $\phi(z)$ including that at infinity is zero. Now the residue of $\phi(z)$ at $z = a$ is

$$(13.5) \quad \lim_{z \rightarrow a} (z-a) \frac{w(z)}{(z-a)(z-b)} = \frac{w(a)}{(a-b)}$$

and, similarly, the residue at $z = b$ is $w(b)/(b-a)$. Since the sum of the residues vanishes, we have

$$(13.6) \quad \frac{w(a)}{(a-b)} + \frac{w(b)}{(b-a)} = 0$$

Hence

$$(13.7) \quad w(a) = w(b)$$

and since a and b are arbitrary points, $w(z)$ is a constant. We have thus proved Liouville's theorem which states:

A function that is analytic at all points of the z plane and finite at infinity must be a constant.

As a corollary of this theorem, it follows that every function that is not a constant must have at least one singularity.

It also follows that if $w(z)$ is a polynomial in z , the equation

$$(13.8) \quad w(z) = 0$$

has a root, because if it did not, the function $1/w(z)$ would be finite and analytic for all values of z and would therefore be a constant; then $w(z)$ would be a constant. This contradicts the original hypothesis. *This is the fundamental theorem of algebra.*

14. Evaluation of Definite Integrals. By the use of Cauchy's residue theorem, many definite integrals may be evaluated. It should be observed that a definite integral that can be evaluated by the use of Cauchy's residue theorem may be evaluated by other methods although not so easily. However, some simple integrals such as $\int_0^\infty e^{-u^2} du$ cannot be evaluated by Cauchy's method.

a. Integration around the Unit Circle. An integral of the type

$$(14.1) \quad \int_0^{2\pi} F(\cos \theta, \sin \theta) d\theta$$

where the integrand is a rational function of $\cos \theta$ and $\sin \theta$ that is finite in the range of integration may be evaluated by the transformation

$$(14.2) \quad e^{i\theta} = z$$

since

$$(14.3) \quad \cos \theta = \frac{1}{2} \left(z + \frac{1}{z} \right), \quad \sin \theta = \frac{1}{2j} \left(z - \frac{1}{z} \right)$$

the integral takes the form

$$(14.4) \quad \oint_c S(z) dz = 2\pi j \sum \text{Res } S(z) \text{ inside } c$$

where $S(z)$ is a rational function of z finite on the path of integration and c is a circle of unit radius and center at the origin.

As an example of the general procedure, let it be required to prove that if $a > b > 0$

$$(14.5) \quad I = \int_0^{2\pi} \frac{\sin^2 \theta \, d\theta}{a + b \cos \theta} = \frac{2\pi}{b^2} (a - \sqrt{a^2 - b^2})$$

Letting $e^{i\theta} = z$, this becomes

$$(14.6) \quad I = \frac{j}{2b} \oint_c \frac{(z^2 - 1)^2 \, dz}{z^2(z - p)(z - q)}$$

where

$$(14.7) \quad p = \frac{-a + \sqrt{a^2 - b^2}}{b}, \quad q = \frac{-a - \sqrt{a^2 - b^2}}{b}$$

these are the two roots of the quadratic

$$(14.8) \quad z^2 + \frac{2az}{b} + 1 = 0$$

It is seen that p is the only simple pole of the integrand inside the unit circle c , and the origin is a pole of order two. We must now compute the residues of

$$(14.9) \quad S(z) = \frac{(z^2 - 1)^2}{z^2(z - p)(z - q)}$$

at the poles $z = p$ and $z = 0$.

We do this by the methods of Sec. 12. The residue at $z = p$ may be evaluated by formula (12.2). We thus obtain

$$(14.10) \quad \begin{aligned} \operatorname{Res} S(z) &= \lim_{z \rightarrow p} \frac{(z^2 - 1)^2}{z^2(z - q)} = \frac{(p^2 - 1)^2}{p^2(p - q)} = \frac{\left(p - \frac{1}{p}\right)^2}{(p - q)} \\ &= \frac{\left(p - \frac{1}{p}\right)^2}{(p - q)} = \frac{(p - q)^2}{(p - q)} = (p - q) = \frac{2\sqrt{a^2 - b^2}}{b} \end{aligned}$$

The residue at the double pole $z = 0$ may be evaluated by equation (12.12); it is

$$(14.11) \quad \operatorname{Res} S(z) = \frac{d}{dz} [z^2 S(z)]_{z=0} = -\frac{2a}{b}$$

Now by Cauchy's residue theorem (9.11), we have

$$(14.12) \quad \begin{aligned} I &= \frac{j}{2b} \oint_c S(z) \, dz = \frac{j}{2b} 2\pi j \left(-\frac{2a}{b} + \frac{2\sqrt{a^2 - b^2}}{b} \right) \\ &= \frac{2\pi}{b^2} (a - \sqrt{a^2 - b^2}) \end{aligned}$$

this proves the result.

b. Evaluation of Certain Integrals between the Limits $-\infty$ and $+\infty$. We shall now consider the evaluation of integrals of the type

$$(14.13) \quad \int_{-\infty}^{+\infty} Q(x) dx = I$$

where $Q(z)$ is a function that satisfies the following restrictions:

(a). It is analytic in the upper half plane except at a finite number of poles.

(b). It has no poles on the real axis.

(c). $zQ(z) \rightarrow 0$ uniformly as $|z| \rightarrow \infty$ for $0 \leq \arg z \leq \pi$.

(d). When x is real, $xQ(x) \rightarrow 0$ as $x \rightarrow \pm \infty$ in such a way that

$$\int_0^{\infty} Q(x) dx \text{ and } \int_{-\infty}^0 Q(x) dx$$

both converge. Then

$$(14.14) \quad \int_{-\infty}^{+\infty} Q(x) dx = 2\pi j \sum R^+$$

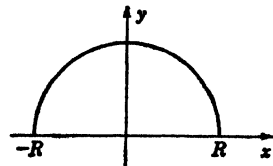


FIG. 14.1.

where $\sum R^+$ denotes the sum of the residues of $Q(z)$ at its poles in the upper half plane.

To prove this, choose as a contour a semicircle c with center at the origin and radius R in the upper half plane as shown in Fig. 14.1.

Then by Cauchy's residue theorem, we have

$$(14.15) \quad \int_{-R}^R Q(x) dx + \int_c Q(z) dz = 2\pi j \sum R^+$$

Now by condition (c) if R is large enough, we have

$$(14.16) \quad |zQ(z)| < \delta$$

for all points on c , and so

$$(14.17) \quad \left| \int_c Q(z) dz \right| = \left| \int_0^\pi Q(Re^{j\theta}) jRe^{j\theta} d\theta \right| < \delta \int_0^\pi d\theta = \pi \delta$$

Hence as $R \rightarrow \infty$, the integral around c tends to zero, and if (d) is satisfied, we have Eq. (14.14).

This theorem is particularly useful in the case when $Q(x)$ is a rational function. As an example of this theorem, let it be required to prove that if $a > 0$

$$(14.18) \quad \int_0^{\infty} \frac{dx}{x^4 + a^4} = \frac{\pi}{2\sqrt{2}a^3}$$

Consider

$$(14.19) \quad Q(z) = \frac{1}{z^4 + a^4}$$

this function has simple poles at $ae^{\pi i/4}$, $ae^{3\pi i/4}$, $ae^{5\pi i/4}$, $ae^{7\pi i/4}$. Only the

first two of these poles are in the upper half plane. The function $Q(z)$ clearly satisfied the conditions of the theorem, therefore

$$(14.20) \quad \int_{-\infty}^{+\infty} \frac{dx}{x^4 + a^4} = 2\pi j \sum \text{Residues at } ae^{i\pi/4} \text{ and } ae^{3\pi/4}$$

By the methods of Sec. 12, we have

$$(14.21) \quad \text{Res } Q(z) = \lim_{z \rightarrow z_0} \lim_{z \rightarrow z_0} \frac{1}{4z^3}$$

Hence

$$(14.22) \quad \text{Res } Q(z) = \frac{1}{4a^3} e^{-i3\pi/4}$$

and

$$(14.23) \quad \text{Res } Q(z) = \frac{1}{4a^3} e^{-i9\pi/4}$$

Therefore

$$(14.24) \quad \int_{-\infty}^{+\infty} \frac{dx}{x^4 + a^4} = 2\pi j \left(\frac{1}{4a^3} e^{-i3\pi/4} + \frac{1}{4a^3} e^{-i9\pi/4} \right) \\ = \frac{\pi}{\sqrt{2} a^3}$$

Since the function $Q(x)$ is an even function of x , we have

$$(14.25) \quad \int_{-\infty}^{+\infty} \frac{dx}{x^4 + a^4} = 2 \int_0^{\infty} \frac{dx}{x^4 + a^4}$$

Hence

$$(14.26) \quad \int_0^{\infty} \frac{dx}{x^4 + a^4} = \frac{\pi}{2\sqrt{2} a^3}$$

15. Jordan's Lemma. A very useful and important theorem will now be proved, it is usually known as *Jordan's lemma*.

Let $Q(z)$ be a function of the complex variable z that satisfies the following conditions:

(a) It is analytic in the upper half plane except at a finite number of poles.

(b) $Q(z) \rightarrow 0$ uniformly as $|z| \rightarrow \infty$ for $0 < \arg z < \pi$.

(c) m is a positive number.

Then

$$(15.1) \quad \lim_{R \rightarrow \infty} \int_c e^{ims} Q(z) dz = 0$$

where c is a semicircle with its center at the origin and radius R .

Proof. For all points on c , we have

$$(15.2) \quad \begin{cases} z = Re^{i\theta} = R(\cos \theta + j \sin \theta) \\ dz = jRe^{i\theta} d\theta \end{cases}$$

Now

$$(15.3) \quad |e^{jms}| = |e^{jmR(\cos \theta + j \sin \theta)}| = |e^{-mR \sin \theta}|$$

By condition (b), if R is sufficiently large, we have for all points on c

$$(15.4) \quad |Q(z)| < \delta$$

Hence

$$(15.5) \quad \left| \int_c Q(z)e^{jms} dz \right| = \left| \int_0^\pi Q(z)e^{jms} Re^{i\theta} j d\theta \right| < \delta \int_0^\pi R e^{-mR \sin \theta} d\theta \\ = 2R\delta \int_0^{\pi/2} e^{-mR \sin \theta} d\theta$$

It can be proved that $\sin \theta/\theta$ decreases steadily from 1 to $2/\pi$ as θ increases from 0 to $\pi/2$. Hence

$$(15.6) \quad \frac{\sin \theta}{\theta} \geq \frac{2}{\pi} \quad \text{when } 0 \leq \theta \leq \frac{\pi}{2}$$

Therefore

$$(15.7) \quad \left| \int_c Q(z)e^{jms} dz \right| \leq 2R\delta \int_0^{\pi/2} e^{-2m\frac{R\theta}{\pi}} \cdot d\theta = \frac{\pi\delta}{m} (1 - e^{-mR}) < \frac{\pi\delta}{m}$$

from which (15.7) follows.

By the use of Jordan's lemma, the following type of integrals may be evaluated:

Let

$$(15.8) \quad Q(z) = \frac{N(z)}{D(z)}$$

where $N(z)$ and $D(z)$ are polynomials and $D(z)$ has no real roots. Then if

(a) The degree of $D(z)$ exceeds that of $N(z)$ by at least one.

(b) $m > 0$

then

$$(15.9) \quad \int_{-\infty}^{+\infty} Q(x)e^{jms} dx = 2\pi j \sum R^+$$

where $\sum R^+$ denotes the sum of the residues of $Q(z)e^{jms}$ at its poles in the upper half plane. To prove this, integrate $Q(z)e^{jms}$ around the closed contour of Fig. 15.1. We then have

$$(15.10) \quad \int_{-R}^{+R} Q(x)e^{ims} dx + \int Q(z)e^{ims} = 2\pi j \sum \text{Res inside the contour}$$

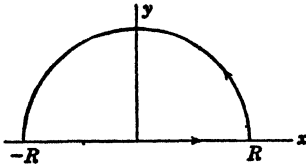


FIG. 15.1.

Since $Q(z)e^{ims}$ satisfies the conditions of Jordan's lemma, we have on letting $R \rightarrow \infty$ the result (15.9) since the integral around the infinite semicircle vanishes. Taking the real and imaginary parts of (15.9), we can evaluate integrals of the type

$$(15.11) \quad \int_{-\infty}^{+\infty} Q(x) \cos mx dx \quad \text{and} \quad \int_{-\infty}^{+\infty} Q(x) \sin mx dx$$

As an example, let it be required to show that

$$(15.12) \quad \int_0^{\infty} \frac{\cos x dx}{x^2 + a^2} = \frac{\pi e^{-a}}{2a} \quad \text{where } a > 0$$

Here we consider the function $\frac{e^{iz}}{z^2 + a^2}$, and since it satisfies the above conditions we have

$$(15.13) \quad \int_{-\infty}^{+\infty} \frac{e^{iz}}{x^2 + a^2} dx = 2\pi j \sum R^+$$

The only pole of the integrand in the upper half plane is at ja ; the residue there is $e^{-a}/2ja$. Hence

$$(15.14) \quad \int_{-\infty}^{+\infty} \frac{e^{iz} dx}{x^2 + a^2} = 2\pi j \left(\frac{e^{-a}}{2ja} \right) = \frac{\pi e^{-a}}{a}$$

Therefore taking the real part of e^{iz} , we have

$$(15.15) \quad \int_{-\infty}^{+\infty} \frac{\cos dx}{(x^2 + a^2)} = \frac{\pi e^{-a}}{a} = 2 \int_0^{\infty} \frac{\cos dx}{(x^2 + a^2)}$$

hence (15.12) follows.

Indenting the Contour. By an extension of the above theorem, it may be proved that

$$(15.16) \quad \int_0^{\infty} \frac{\sin mx}{x} dx = \frac{\pi}{2} \quad \text{if } m > 0$$

To prove this, let us consider the integral

$$(15.17) \quad \oint_C \frac{e^{ims}}{z} dz$$

taken about the contour of Fig. 15.2 where c_1 is a semicircle of radius R and s a semicircle of radius r .

We notice that the integrand

$$(15.18) \quad Q(z) = \frac{e^{jms}}{z}$$

has a simple pole at $z = 0$ and none in the upper half plane. By Jordan's lemma, we have

$$(15.19) \quad \lim_{R \rightarrow \infty} \left| \int_{c_1} \frac{e^{jms}}{Z} dz \right| = 0$$

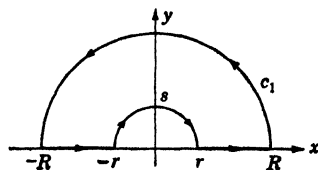


FIG. 15.2.

where c_1 is a semicircle of radius R and center at the origin. Since the contour c does not enclose any singularities of the integrand, we have by Cauchy's residue theorem

$$(15.20) \quad \oint_c \frac{e^{jms}}{Z} dz = \int_{-R}^{-r} Q(z) dz + \int_s Q(z) dz + \int_r^R Q(z) dz + \int_{c_1} Q(z) dz = 0$$

Now on the semicircle s , we have

$$(15.21) \quad z = re^{j\theta} \quad \frac{dz}{Z} = j d\theta$$

and

$$(15.22) \quad \lim_{r \rightarrow 0} \int_s Q(z) dz = \lim_{r \rightarrow 0} \int_{\pi}^0 (e^{-mr \sin \theta} \cdot e^{jmr \cos \theta}) \cdot j d\theta = -j\pi$$

Placing $R \rightarrow \infty$ and $r \rightarrow 0$ in (15.20), we have

$$(15.23) \quad \int_{-\infty}^{+\infty} \frac{e^{jmx}}{x} dx = j\pi$$

On equating real and imaginary parts, we get

$$(15.24) \quad \int_{-\infty}^{+\infty} \frac{\cos mx}{x} dx = 0 \quad \text{and} \quad \int_{-\infty}^{+\infty} \frac{\sin mx}{x} dx = \pi$$

Hence, since the integrand of the second integral is an even function of x , we have

$$(15.25) \quad \int_0^{\infty} \frac{\sin mx}{x} dx = \frac{\pi}{2} \quad m > 0$$

✓ **16. Integrals Involving Multiple Valued Functions.** Frequently integrals of the type

$$(16.1) \quad I = \int_0^{\infty} x^{a-1} Q(x) dx$$

where a is not an integer, are encountered. These integrals can be evaluated by contour integration. However since z^{a-1} is a multiple-valued function, it is necessary to introduce a barrier or cut in the z plane.

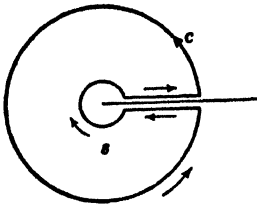


FIG. 16.1.

One method of integrating integrals of this type is to use a contour consisting of a large circle C with center at the origin and radius R . The plane must be cut along the real axis from 0 to ∞ and the branch point $Z = 0$ enclosed by a small circle s of radius r , as shown in Fig. 16.1.

Now let $Q(x)$ be a rational function of x with no poles on the real axis. Let us write

$$(16.2) \quad w(z) = z^{a-1}Q(z)$$

and let us suppose that

$$(16.3) \quad \lim_{|z| \rightarrow \infty} zw(z) = 0$$

and

$$(16.4) \quad \lim_{|z| \rightarrow 0} zw(z) = 0$$

we then get the integral around C tending to zero as $R \rightarrow \infty$ and the integral around s tending to zero as $r \rightarrow 0$. Hence, on making $R \rightarrow \infty$ and $r \rightarrow 0$, we get

$$(16.5) \quad \int_0^\infty x^{a-1}Q(x) dx + \int_\infty^0 x^{a-1}e^{2\pi j(a-1)}Q(x) dx = 2\pi j \sum R$$

where $\sum R$ is the sum of the residues of $w(z)$ inside the contour. It must be noticed that the values of x^{a-1} at points on the upper and lower sides of the cut are not the same. This may be seen as follows:

If $z = re^{j\theta}$, we have

$$(16.6) \quad z^{a-1} = r^{a-1} \cdot e^{j\theta(a-1)}$$

and the values on the upper side of the cut correspond to $|z| = x$ and $\theta = 0$, and at the lower side they correspond to $|z| = x$ and $\theta = 2\pi$. Since

$$(16.7) \quad e^{2\pi j(a-1)} = e^{2\pi ja}$$

we get

$$(16.8) \quad \int_0^\infty x^{a-1}Q(x) dx = \frac{2\pi j \sum R}{(1 - e^{2\pi ja})}$$

As an example of this method of integration, let us evaluate the integral

$$(16.9) \quad \int_0^\infty \frac{x^{a-1} dx}{(1+x)} = \Gamma(a)\Gamma(1-a) = \frac{\pi}{\sin a\pi} \quad \text{where } 0 < a < 1$$

This integral is of importance in the theory of gamma functions discussed in Chap. XII, Sec. 7.

In this case, we have

$$(16.10) \quad w(z) = \frac{z^{a-1}}{(1+z)}$$

Hence if $0 < a < 1$, conditions (16.3) and (16.4) are satisfied. $w(z)$ has a pole at $z = -1$. The residue at $z = -1$ is

$$(16.11) \quad \begin{aligned} \lim_{z \rightarrow -1} \left[(1+z) \frac{Z^{a-1}}{1+Z} \right] &= (-1)^{a-1} \\ &= (e^{i\pi})^{a-1} = e^{i\pi(a-1)} \\ &= -e^{i\pi a} \end{aligned}$$

Hence by (16.8), we have

$$(16.12) \quad \int_0^\infty \frac{x^{a-1} dx}{(1+x)} = \frac{-2\pi j e^{i\pi a}}{(1 - e^{2i\pi a})} = -2\pi j \left(\frac{1}{e^{-i\pi a} - e^{i\pi a}} \right) = \frac{\pi}{\sin a\pi}$$

PROBLEMS

1. Show that the function $w(z) = |z|^2$ has a unique derivative at the origin but nowhere else.

2. Show that the real and imaginary parts of $\sin z$ satisfy Laplace's equation in two dimensions.

3. Find the residues of $w(z) = e^z/(z^2 + a^2)$ at its poles.

4. Find the poles of the function $w(z) = e^z/(\sin z)$.

5. Find the sum of the residues of the function $w(z) = e^z/(z \cosh mz)$ at its poles.

6. Prove that $\int_0^\infty \frac{x \sin x dx}{x^2 + a^2} = \frac{\pi}{2} e^{-a}$ where $a > 0$.

7. Prove that $\int_0^\infty \frac{\sinh ax}{\sinh \pi x} dx = \frac{1}{2} \tan \left(\frac{a}{2} \right)$ where $-\pi < a < \pi$.

Hint: Integrate $e^{az}/(\sinh \pi z)$ around the rectangle of sides $y = 0, y = 1, x = \pm R$, indented at the origin and at j .

8. Show that if m and n are positive integers and $m < n$,

$$\int_0^\infty \frac{x^{2m}}{x^{2n} + 1} dx = \frac{\pi}{2n \sin \left(\frac{2m+1}{2n} \pi \right)}$$

9. Show that if $m > 0, a > 0$

$$\int_0^\infty \frac{x \sin mx}{x^2 + a^2} dx = \frac{\pi}{2a^2} e^{-\frac{ma}{\sqrt{2}}} \sin \left(\frac{ma}{\sqrt{2}} \right)$$

10. Show that

$$\int_0^{\infty} \frac{\cos mx}{x^2 + a^2} dx = \frac{\pi}{2a^2} e^{-\frac{ma}{\sqrt{2}}} \sin\left(\frac{ma}{\sqrt{2}} + \frac{\pi}{4}\right)$$

11. Prove that if $a > 0$

$$\int_{-\infty}^{+\infty} \frac{a \cos x + x \sin x}{x^2 + a^2} dx = 2\pi e^{-a}$$

Hint: Integrate $e^{iz}/(z - ja)$ over a suitable contour.

12. Prove that $\int_0^{2\pi} \cos^n \theta d\theta = \begin{cases} 0 & \text{if } n \text{ is odd} \\ \frac{1 \cdot 3 \cdot 5 \cdot \dots \cdot (n-1)}{2 \cdot 4 \cdot 6 \cdot \dots \cdot n} \cdot 2\pi & n \text{ even} \end{cases}$

13. Show that if $-\pi < a < \pi$

$$\int_0^{\infty} \frac{\cosh ax}{\cosh \pi x} dx = \frac{1}{2} \sec\left(\frac{a}{2}\right)$$

Hint: Integrate $e^{az}/\cosh \pi z$ around the rectangle of sides $x = \pm R, y = 0, y = 1.$

14. Show that $\int_0^{\infty} \frac{x dx}{\sinh x} = \frac{\pi^2}{4}$.

15. By integrating e^{iz^2}/z around a suitable contour, show that

$$\int_0^{\infty} \frac{\sin x^2 dx}{x} = \frac{\pi}{4}$$

16. By integrating e^{iz}/\sqrt{z} along a suitable path, show that

$$\int_0^{\infty} \frac{\cos x dx}{\sqrt{x}} = \int_0^{\infty} \frac{\sin x dx}{\sqrt{x}} = \sqrt{\frac{\pi}{2}}$$

17. By taking as a contour a square whose corners are $\pm N, \pm N + 2Nj$, where N is an integer and letting $N \rightarrow \infty$, prove that

$$\int_0^{\infty} \frac{dx}{(1+x^2) \cosh\left(\frac{\pi x}{2}\right)} = \log 2$$

18. Show that $\int_0^{\infty} \frac{x^4 dx}{x^6 - 1} = \frac{\pi\sqrt{3}}{3}$.

19. Show that $\int_0^{\pi} \frac{a d\theta}{a^2 + \sin^2 \theta} = \frac{\pi}{\sqrt{1+a^2}}, a > 0.$

20. Prove that

$$\int_{-\infty}^{+\infty} \frac{\cos x dx}{(x^2 + a^2)(x^2 + b^2)} = \frac{\pi}{a^2 - b^2} \left(\frac{e^{-b} - e^{-a}}{b} - \frac{e^{-a}}{a}\right) \text{ where } a > b > 0$$

21. Show that

$$\int_{-\infty}^{+\infty} \frac{dx}{(x^2 + b^2)(x^2 + c^2)^2} = \frac{\pi(b+2c)}{2bc^2(b+c)^2} \quad a > 0, c > 0$$

References

1. WHITTAKER, E. T., and G. N. WATSON: "A Course of Modern Analysis," Cambridge University Press, London, 1927.
2. MACROBERT, T. M., "Functions of a Complex Variable," Macmillan & Company, Ltd., London, 1933.
3. ROTHE, R., F. OLLENDORF, and K. POHLHAUSEN: "Theory of Functions as Applied to Engineering Problems," Massachusetts Institute of Technology Press, Cambridge, 1933.
4. McLACHLAN, N. W.: "Complex Variable and Operational Calculus," Cambridge University Press, London, 1939.

CHAPTER XX

THE SOLUTION OF TWO-DIMENSIONAL POTENTIAL PROBLEMS BY THE METHOD OF CONJUGATE FUNCTIONS

1. Introduction. Many problems of applied mathematics involve the determination of two-dimensional vector fields that are *irrotational* and *solenoidal*. If we let \mathbf{A} be such a vector field, then we have seen in Chap. XV, Sec. 10, that if

$$(1.1) \quad \nabla \times \mathbf{A} = 0$$

then

$$(1.2) \quad \mathbf{A} = \nabla V$$

that is, an irrotational field may be obtained by taking the gradient of a certain scalar function V .

If the vector field is also solenoidal, then

$$(1.3) \quad \nabla \cdot \mathbf{A} = \nabla \cdot (\nabla V) = \nabla^2 V = 0$$

If the vector field, \mathbf{A} is two-dimensional, then

$$(1.4) \quad \mathbf{A} = iA_x + jA_y$$

where i is the unit vector in the x direction, j is the unit vector in the y direction, and A_x, A_y are the components of \mathbf{A} in the x and y directions.

In this equation, (1.3) reduces to

$$(1.5) \quad \Delta^2 V = \frac{\partial^2 V}{\partial x^2} + \frac{\partial^2 V}{\partial y^2} = 0$$

which is Laplace's equation in two dimensions.

In Chap. XVII we have solved Eq. (1.5) by the method of separation of variables. In this chapter the solution of (1.5) by complex function theory will be discussed.

This method is particularly useful in determining the distribution of the following typical vector fields:

a. An electrostatic field between parallel cylindrical conductors of various shapes.

b. An electric current in a uniform conducting sheet.

c. The streamlines of fluid flowing in two dimensions through an unobstructed channel when the flow is irrotational.

d. The flow of heat in two dimensions through a homogeneous material that has arrived at a steady state.

e. The magnetic field around a straight conductor carrying current in the neighborhood of parallel ferromagnetic masses.

f. The streamlines of fluid flowing in two dimensions through a homogeneous porous obstructing medium when the flow has reached a steady state.

2. Conjugate Functions. We have seen in Chap. XIX that if a function

$$(2.1) \quad w(z) = u + jv$$

is an analytic function of the complex variable

$$(2.2) \quad z = x + jy$$

then the real part u and the imaginary part v of $w(z)$ satisfy the Cauchy-Riemann equations

$$(2.3) \quad \frac{\partial u}{\partial x} = \frac{\partial v}{\partial y} \quad \frac{\partial u}{\partial y} = -\frac{\partial v}{\partial x}$$

and that as a consequence of these equations we have

$$(2.4) \quad \frac{\partial^2 u}{\partial x^2} + \frac{\partial^2 u}{\partial y^2} = 0$$

$$(2.5) \quad \frac{\partial^2 v}{\partial x^2} + \frac{\partial^2 v}{\partial y^2} = 0$$

so that the real and imaginary parts of $w(z)$ satisfy Laplace's differential equation in two dimensions. The functions u and v are called conjugate functions.

Orthogonality Conditions. Let us construct the two families of curves

$$(2.6) \quad u(x, y) = c_1$$

and

$$(2.7) \quad v(x, y) = c_2$$

If x_0, y_0 is a point of intersection of these two curves, the slopes of the tangent lines at x_0, y_0 are, respectively,

$$(2.8) \quad \left(\frac{dy}{dx} \right)_{u=\text{const.}} = -\frac{\frac{\partial u}{\partial x}}{\frac{\partial u}{\partial y}}$$

$$(2.9) \quad \left(\frac{dy}{dx}\right)_{v=\text{const.}} = -\frac{\frac{\partial v}{\partial x}}{\frac{\partial v}{\partial y}}$$

But as a consequence of the Cauchy-Riemann equations (2.3), we have

$$(2.10) \quad \left(\frac{dy}{dx}\right)_{u=\text{const.}} = \frac{-1}{\left(\frac{dy}{dx}\right)_{v=\text{const.}}}$$

Hence the two slopes are negative reciprocals, and therefore the two curves intersect at right angles, that is, every curve of one family intersects every curve of the other family at right angles. This is expressed by saying that the families of curves corresponding to two conjugate functions form an orthogonal system.

As an example of this, consider the function

$$(2.11) \quad w(z) = \ln z = u + jv$$

If we write z in the polar form

$$(2.12) \quad z = re^{j\theta}$$

we have

$$(2.13) \quad \ln(re^{j\theta}) = \ln r + j\theta = u + jv$$

Hence

$$(2.14) \quad u = \ln \sqrt{x^2 + y^2}$$

and

$$(2.15) \quad v = \theta = \tan^{-1}\left(\frac{y}{x}\right)$$

are conjugate functions. The curves

$$(2.16) \quad u = \ln \sqrt{x^2 + y^2} = \text{const.}$$

are a family of circles and the curves

$$(2.17) \quad v = \tan^{-1}\left(\frac{y}{x}\right) = \text{const.}$$

are a family of straight lines passing through the origin and intersect the family of circles at right angles.

3. Conformal Representation. Let

$$(3.1) \quad w(z) = u + jv, \quad z = x + jy$$

We can represent values of z in one Argand diagram called the z plane and values of w in another, called the w plane as shown in Fig. 3.1.

Any point P in the z plane corresponds to a definite value of z and, hence, by Eq. (3.1) may give one or more values of w depending on whether $w(z)$ is or is not a single-valued function of z .

If Q is a point in the w plane that represents one of these values of w , the points P and Q are said to correspond.

As P describes some curve S in the z plane, the point Q in the w plane that corresponds to P will describe some curve S_0 in the w plane and the curve S_0 is said to correspond to the curve S .

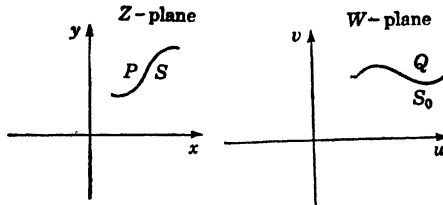


FIG. 3.1.

In particular, corresponding to any infinitesimal linear path PP' in the z plane, there will correspond a small linear element QQ' in the w plane. If we let the element PP' represent dz , then QQ' will represent dw , or

$$(3.2) \quad dw = \left(\frac{dw}{dz} \right) dz$$

In general $\frac{dw}{dz}$ is complex and may be written in the polar form

$$(3.3) \quad \frac{dw}{dz} = ae^{i\phi}$$

where

$$(3.4) \quad a = \left| \frac{dw}{dz} \right|$$

and

$$(3.5) \quad \phi = \arg \left(\frac{dw}{dz} \right)$$

We can then write

$$(3.6) \quad dw = (ae^{i\phi}) dz$$

We thus find that the element dw may be obtained from the corresponding element dz by multiplying its length by a and turning it through an angle ϕ .

It thus follows that any element of area in the z plane is represented in the w plane by an element of area that has the same form as the original element but whose linear dimensions are a times as great and whose orientation is obtained by turning the original element through an angle θ .

Because of the fact that the forms of two corresponding elements are the same, the process of passing from one plane to the other is known as *conformal representation*.

As an example of the above general principles, let us consider the function

$$(3.7) \quad w = \ln z = u + jv$$

Here we have

$$(3.8) \quad dw = \frac{dz}{z}$$

so that

$$(3.9) \quad a = \left| \frac{dw}{dz} \right| = \left| \frac{1}{z} \right| = \frac{1}{\sqrt{x^2 + y^2}}$$

$$(3.10) \quad \phi = -\tan^{-1} \left(\frac{y}{x} \right)$$

$$(3.11) \quad u = \ln \sqrt{x^2 + y^2} = \ln r$$

$$(3.12) \quad v = \tan^{-1} \left(\frac{y}{x} \right)$$

We thus see that a circular region in the z plane transforms conformally into a rectangular region in the w plane, as shown in Fig. 3.2.

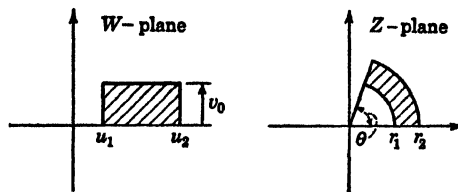


FIG. 3.2.

This may be seen from the relations

$$(3.13) \quad r = e^u$$

and

$$(3.14) \quad \tan v = \left(\frac{y}{x} \right)$$

We thus have the following value for the two radii:

$$(3.15) \quad r_1 = e^{u_1} \quad \text{and} \quad r_2 = e^{u_2}$$

and the angle θ is given by

$$(3.16) \quad \theta = \tan^{-1} v_0$$

The quantity a which as we have seen measures the linear magnification produced in a small area on passing from the z plane to the w plane is called the *modulus of the transformation*.

Now we have

$$(3.17) \quad \frac{\partial w}{\partial x} = \frac{dw}{dz} \frac{\partial z}{\partial x}$$

But

$$(3.18) \quad \frac{\partial z}{\partial x} = \frac{\partial}{\partial x} (x + jy) = 1$$

Hence

$$(3.19) \quad \frac{dw}{dz} = \frac{\partial w}{\partial x} = \frac{\partial}{\partial x} (u + jv)$$

Therefore

$$(3.20) \quad \frac{dw}{dz} = \frac{\partial u}{\partial x} + j \frac{\partial v}{\partial x}$$

By the use of the Cauchy-Riemann equations, this may be written in the form

$$(3.21) \quad \frac{dw}{dz} = \frac{\partial v}{\partial y} + j \frac{\partial v}{\partial x}$$

Hence the modulus of the transformation, a , may be written in the form

$$(3.22) \quad a = \left| \frac{dw}{dz} \right| = \sqrt{\left(\frac{\partial v}{\partial x} \right)^2 + \left(\frac{\partial v}{\partial y} \right)^2}$$

It is to be noted that the conformal property fails at points where a is zero or infinity.

4. Basic Principles of Electrostatics. To show the utility of the method of conjugate functions in the solution of potential problems, the method will first be used to solve certain two-dimensional electrostatic problems.

As explained in Sec. 16, Chap. XV, the basic equations of electrostatics are

$$(4.1) \quad \nabla \times \mathbf{E} = 0$$

$$(4.2) \quad \nabla \cdot \mathbf{D} = \rho$$

$$(4.3) \quad \mathbf{D} = K\mathbf{E}$$

where \mathbf{E} = electric intensity vector, volts/m.

\mathbf{D} = electric displacement vector, coulombs/m².

ρ = charge density, coulombs/m³.

$K = K_r K_0$ = electric inductive capacity of medium.

K_r = relative dielectric constant.

$K_0 = 8.854 \times 10^{-12}$ (farad/meter).

Since the curl of the vector field \mathbf{E} vanishes, it is customary to let

$$(4.4) \quad \mathbf{E} = -\text{grad } \phi = -\nabla\phi$$

where ϕ is the electric potential.

Hence

$$(4.5) \quad \mathbf{D} = K\mathbf{E} = -K\nabla\phi$$

and substituting this into Eq. (4.2), we have

$$(4.6) \quad \nabla \cdot \mathbf{D} = \nabla \cdot (K\nabla\phi) = \rho$$

or,

$$(4.7) \quad \nabla^2\phi = -\frac{\rho}{K}$$

in a homogeneous medium. This is Poisson's equation. If the region under consideration is free of charges, $\rho = 0$ and Eq. (4.7) becomes Laplace's equation.

Surface Charge. Let us consider a solid conducting body as shown in Fig. 4.1.

If a charge Q is placed on the body, the electricity distributes itself so that the field inside the body is zero. Hence the surface of the body is an equipotential surface, and by Eq. (4.2) we see that all the charge is on the surface

of the body. Also the electric field \mathbf{E} has only a normal component to the surface of the body at the surface.

To determine the distribution of electricity per unit area, apply Gauss's theorem to a small disk-shaped volume as shown in the figure. Since the only component of \mathbf{E} is the one having the direction of the outward drawn normal to the surface of the body, we have

$$(4.8) \quad \iint_A \mathbf{D} \cdot d\mathbf{s} = D_N = \iiint (\nabla \cdot \mathbf{D}) dv = \iiint \rho dv = q$$

where A is the area of the disk and q is the entire charge contained within the disk-shaped volume, and A has been assumed so small that D is sensibly constant throughout A .

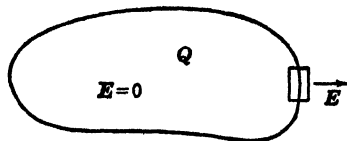


FIG. 4.1.

Now if we let

$$(4.9) \quad \lim_{A \rightarrow 0} \frac{\int_A \mathbf{D} \cdot d\mathbf{s}}{A} = \lim_{A \rightarrow 0} \frac{q}{A} = \sigma$$

where σ is the surface density, we have from (4.9)

$$(4.10) \quad \sigma = D_N$$

where D_N is the normal component of \mathbf{D} at the surface of the body. Hence, σ the surface density of charge may be determined by computing the absolute value of the vector \mathbf{D} at the surface of the conductor.

In the usual electrostatic problem, we are given the geometrical configuration of the charged conducting bodies and the total charge on each body (Fig. 4.2), and we are asked to find the charge density




FIG. 4.2.

on the several conducting bodies and the electric field in the space outside the bodies.

Let Q_r be the total charge on the r th conducting body. This charge resides entirely on the surface of the r th conductor. The entire conducting body r is at one potential, and its surface is an equipotential surface at potential ϕ_r .

We must, therefore, solve Laplace's equation (4.8) subject to the condition that the potential ϕ should reduce to ϕ_1, ϕ_2, ϕ_r , etc., at the surface of the first, second, and r th conducting body. In this chapter we concern ourselves with the solution of two-dimensional electrostatic problems.

Theoretically, a two-dimensional electrostatic problem can never occur, since all conductors are finite. However, there are a great number of important cases in which the surfaces of the conducting bodies are cylindrical and can be generated by moving an infinite straight line parallel to some fixed straight line. If the lengths of the parallel cylindrical conductors are so great compared with the intervening spaces that the end effects are negligible, the problem becomes two-dimensional.

Since the real and imaginary parts of the function of the complex variable z , $w(z)$ satisfy Laplace's equation in two dimensions, it is

natural that the use of conjugate functions should find application in the solution of two-dimensional electrostatic problems.

It is clear that if we are given a function $w(z)$ then we are assured that the real part u and the imaginary part v of $w(z)$ satisfy the two-dimensional Laplace equations

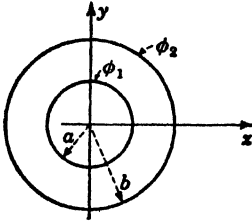


FIG. 4.3.

$$(4.11) \quad \frac{\partial^2 u}{\partial x^2} + \frac{\partial^2 u}{\partial y^2} = 0$$

and

$$(4.12) \quad \frac{\partial^2 v}{\partial x^2} + \frac{\partial^2 v}{\partial y^2} = 0$$

Hence either the function u or the function v may be taken as the electric potential function ϕ ; if, for example, we let

$$(4.13) \quad \phi = u$$

then we have solved the electrostatic problem in which the family of curves

$$(4.14) \quad u = \text{const.}$$

are the equipotential surfaces. To illustrate this, consider the function

$$(4.15) \quad w = A \ln z + c = u + jv$$

where A and c are real constants. Since

$$(4.16) \quad \ln z = \ln r + j\theta$$

where

$$(4.17) \quad r = \sqrt{x^2 + y^2}, \quad \tan \theta = \frac{y}{x}$$

we have

$$(4.18) \quad u = A \ln r + c$$

$$(4.19) \quad v = A\theta$$

If we take u for the electric potential function ϕ , we have

$$(4.20) \quad \phi = u = A \ln r + c$$

We may use this transformation to solve the electrostatic problem of two concentric circular cylinders as shown in Fig. 4.3.

Since the curves $\phi = \text{const.}$ are circles in the z plane, let us consider the problem of determining the electric field in the region between two concentric cylinders one of radius a at potential ϕ_1 , and the other of radius b at potential ϕ_2 .

We thus have from Eq. (4.20)

$$(4.21) \quad \phi_1 = A \ln a + c$$

and

$$(4.22) \quad \phi_2 = A \ln b + c$$

Subtracting Eq. (4.21) from (4.22), we have

$$(4.23) \quad \phi_2 - \phi_1 = A \ln b - A \ln a = A \ln \left(\frac{b}{a} \right)$$

Hence

$$(4.24) \quad A = \frac{(\phi_2 - \phi_1)}{\ln \left(\frac{b}{a} \right)}$$

From (4.21), we have

$$(4.25) \quad c = \phi_1 - A \ln a = \phi_1 + \frac{(\phi_1 - \phi_2)}{\ln b - \ln a} \ln a \\ = \frac{\phi_2 \ln a - \phi_1 \ln b}{\ln a - \ln b}$$

Hence the potential in the region within the concentric cylindrical conductors is given by

$$(4.26) \quad \phi = \frac{(\phi_2 - \phi_1)}{\ln \left(\frac{b}{a} \right)} \ln(r) + \frac{\phi_2 \ln a - \phi_1 \ln b}{\ln \left(\frac{b}{a} \right)} \quad 0 < a < b$$

The electric intensity \mathbf{E} is given by

$$(4.27) \quad \mathbf{E} = -\nabla\phi = -\frac{\partial\phi}{\partial r}$$

Now if q is the charge per unit length on the inner cylinder, we have

$$(4.28) \quad q = 2\pi a \cdot \sigma$$

where σ is the surface density of charge on the inner cylinder. Differentiating (4.20), we obtain

$$(4.29) \quad \mathbf{E} = -\frac{\partial\phi}{\partial r} = -\frac{A}{r}$$

If K is the dielectric constant of the medium within the cylinder, then we have

$$(4.30) \quad \mathbf{D} = K\mathbf{E} = -K\frac{\partial\phi}{\partial r} = -\frac{KA}{r}$$

The value of the magnitude of the displacement vector at the surface of the inner cylinder gives the surface density σ , by Eq. (4.10). Hence

$$(4.31) \quad \sigma = -\frac{KA}{a} = +\frac{2\pi a}{q} \times \frac{q}{2\pi a}$$

Hence

$$(4.32) \quad A = -\frac{q}{2\pi K}$$

The potential may then be expressed in the form

$$(4.33) \quad \phi = -\frac{q}{2\pi K} \ln r + c$$

In terms of the charge per unit length q of the inner cylinder, the potentials of the inner and outer cylinders are

$$(4.34) \quad \phi_1 = -\frac{q}{2\pi K} \ln a + c$$

and

$$(4.35) \quad \phi_2 = -\frac{q}{2\pi K} \ln b + c$$

The *capacitance* per unit length of the condenser formed from the two cylindrical conductors is defined to be

$$(4.36) \quad \frac{\text{Capacitance}}{\text{Length}} = \frac{q}{(\phi_1 - \phi_2)} = \frac{2\pi K}{\ln \frac{b}{a}} = c_0$$

This simple problem illustrates the use of the theory of functions in solving a potential problem. In this case we have chosen the real part u of the function $w = A \ln z + c$ to be the potential function ϕ . The curves $v = \text{const.}$ are the lines of force. They are radial lines emanating from the center of the cylinders as shown in Fig. 4.4.

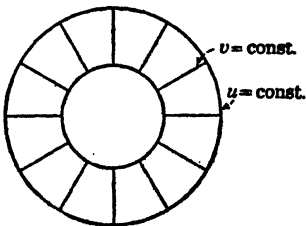


FIG. 4.4.

The Charge on the Surface of a Conductor. The charge on a strip of unit width between any two points P, Q on the surface of conductor on which the

potential $\phi = v$ is constant may be determined in a very simple manner.

As a consequence of Eqs. (4.10) and (4.5), we have for the charge density σ on a conductor, the equation

$$(4.37) \quad \sigma = -K \left(\frac{\partial \phi}{\partial n} \right)_s = -K \left(\frac{\partial v}{\partial n} \right)_s$$

where $\left(\frac{\partial v}{\partial n}\right)_s$ denotes the normal derivative of v evaluated at the surface s where v is constant.

Now by the Cauchy-Riemann equations and Eq. (3.21), we have

$$(4.38) \quad \frac{dw}{dz} = \frac{\partial v}{\partial y} + j \frac{\partial v}{\partial x} = \frac{\partial u}{\partial x} - j \frac{\partial u}{\partial y}$$

Hence

$$(4.39) \quad \left| \frac{dw}{dz} \right| = \frac{\partial v}{\partial n} = - \frac{\partial u}{\partial s}$$

where dn is an element of length *normal* to an equipotential line, $v = \phi = \text{const.}$, and ds is an element of length *parallel* to an equipotential line. The sign is chosen so that if one faces in the direction of n the positive direction of s is to the left as shown in Fig. 4.5.

The total charge on a strip of unit width between any two points P , Q of the conductor is, therefore,

$$(4.40) \quad \int_P^Q \sigma ds = -K \int_P^Q \left(\frac{\partial v}{\partial n}\right) ds = K \int_P^Q \frac{\partial u}{\partial s} ds = K(u_Q - u_P)$$

If the surfaces $v_1 = \text{const.}$ and $v_2 = \text{const.}$ are closed surfaces, and all the charge is situated on one side of one surface and on the opposite side of the other so that all lines of force $u = \text{const.}$, in the region between the surfaces v_1 and v_2 pass from one surface to the other, then the surfaces form a condenser. The total charge per unit width on either surface of this condenser is

$$(4.41) \quad q = \oint \sigma ds = K \oint du = K[u]$$

where $[u]$ represents the increment in going once around the $v_1 = \text{const.}$ curve. The potential difference is

$$(4.42) \quad |v_2 - v_1| = \Delta v$$

The capacitance per unit length of the condenser is

$$(4.43) \quad c_0 = \frac{q}{\Delta v} = \frac{K[u]}{|v_2 - v_1|}$$

5. The Transformation. $z = k \cosh w$. A very interesting and instructive transformation is

$$(5.1) \quad z = k \cosh w = k \cosh (u + jv)$$

where k is a real constant.

To study this transformation, we must determine the curves $u = \text{const.}$ and $v = \text{const.}$ Expanding $\cosh (u + jv)$ into its real and

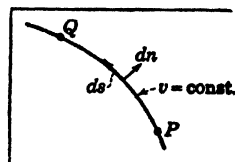


FIG. 4.5.

imaginary parts, we obtain

$$(5.2) \quad x + jy = k(\cosh u \cos v + j \sinh u \sin v)$$

Hence

$$(5.3) \quad \begin{cases} x = k \cosh u \cos v \\ y = k \sinh u \sin v \end{cases}$$

This may be written in the form

$$(5.4) \quad \begin{cases} \cos v = \frac{x}{k \cosh u} \\ \sin v = \frac{y}{k \sinh u} \end{cases}$$

Therefore on squaring these equations and adding the results, we have

$$(5.5) \quad \frac{x^2}{k^2 \cosh^2 u} + \frac{y^2}{k^2 \sinh^2 u} = 1$$

If we let

$$(5.6) \quad \begin{aligned} a &= k \cosh u \\ b &= k \sinh u \end{aligned}$$

Eq. (5.5) may be written in the form

$$(5.7) \quad \frac{x^2}{a^2} + \frac{y^2}{b^2} = 1$$

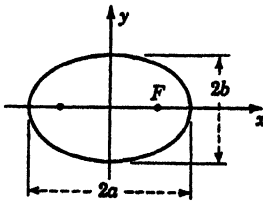


FIG. 5.1.

This is the equation of an ellipse with its center at the origin having a major axis of length $2a$ and a minor axis of length $2b$ as shown in Fig. 5.1.

The focal distance F is given by

$$(5.8) \quad F = \sqrt{a^2 - b^2} = \sqrt{k^2(\cosh^2 u - \sinh^2 u)} = k$$

Hence the curves $u = \text{const.}$ are a family of *confocal ellipses* all having the focal distance k . If

$$(5.9) \quad u = 0, \quad a = k, \quad b = 0$$

This represents a degenerate ellipse and is a straight line extending from $-k \leq x \leq k$.

Now

$$(5.10) \quad \lim_{u \rightarrow \infty} \left(\frac{b}{a} \right) = \lim_{u \rightarrow \infty} \tanh u = 1$$

Hence as $u \rightarrow \infty$ the ellipses become more and more circular. Therefore all the z plane is covered if u takes the range

$$(5.11) \quad 0 \leq u \leq \infty$$

To obtain the curves $v = \text{const.}$, we write Eqs. (5.4) in the form

$$(5.12) \quad \cosh u = \frac{x}{k \cos v}, \quad \sinh u = \frac{y}{k \sin v}$$

Hence

$$(5.13) \quad \cosh^2 u - \sinh^2 u = \frac{x^2}{k^2 \cos^2 v} - \frac{y^2}{k^2 \sin^2 v} = 1$$

If we let

$$(5.14) \quad a' = k \cos v, \quad b' = k \sin v$$

we have

$$(5.15) \quad \frac{x^2}{a'^2} - \frac{y^2}{b'^2} = 1$$

We thus see that the curves $v = \text{const.}$ represent a family of hyperbolas as shown in Fig. 5.2.

The asymptotes of the hyperbolas are given by the equation

$$(5.16) \quad \frac{x}{a'} = \frac{y}{b'}$$

The focal distance F is given by

$$(5.17) \quad F = \sqrt{a'^2 + b'^2} = k \sqrt{\cos^2 v + \sin^2 v} = k$$

Hence the curves $v = \text{const.}$ represent a confocal family of hyperbolas having the same foci as the family of ellipses $u = \text{const.}$

The angle θ of the asymptote is given by

$$(5.18) \quad \tan \theta = \frac{y}{x} = \frac{a'}{b'} = \tan v$$

If $v = 0$, we obtain a straight line starting from the focus F and extending to infinity along the x axis. This is the case of a degenerate hyperbola.

We thus see from the geometrical configuration of the curves $u = \text{const.}$ and $v = \text{const.}$ that with the proper choice of u or v to represent the potential function that the transformation $z = k \cosh u$ gives the solution to the following problems.

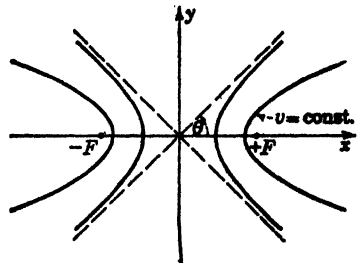


FIG. 5.2.

1. The electric field around a charged elliptic conducting cylinder as shown in Fig. 5.3.

Here we let

$$(5.19) \quad \phi = u$$

The equipotential surfaces are now a family of confocal ellipses, and the lines of force are a family of confocal hyperbolas.

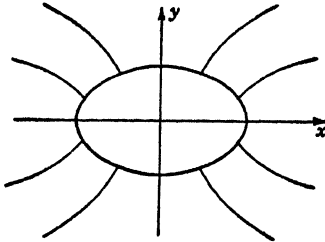


FIG. 5.3.

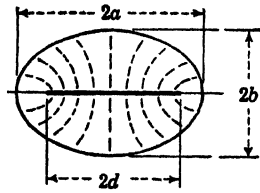


FIG. 5.4.

Consider a condenser formed of a flat strip and an elliptic cylinder surrounding this strip as shown in Fig. 5.4. Let the width of the flat strip be $2d$, where

$$(5.20) \quad d = \sqrt{a^2 - b^2}$$

The flat strip is then given by the degenerate ellipse $u = 0$.

Let it be required to find the capacitance c_0 of this condenser. We determine c_0 by the Eq. (4.44) modified to fit this choice of potential.

$$(5.21) \quad c_0 = \frac{K[v]}{|u_2 - u_1|}$$

In this case, we have

$$(5.22) \quad u_1 = 0, \quad \cosh u_2 = \frac{a}{k} = \frac{a}{d}$$

Hence

$$(5.23) \quad u_2 = \cosh^{-1} \left(\frac{a}{d} \right)$$

and

$$(5.24) \quad [v] = 2\pi$$

Hence

$$(5.25) \quad c_0 = \frac{2\pi k}{\cosh^{-1} (a/d)}$$

This is the capacitance per unit length of such a condenser.

2. The electric field between two semi-infinite conducting plates with a slit separating them as shown in Fig. 5.5.

The two coplanar plates are degenerate hyperbolas.




FIG. 5.5.

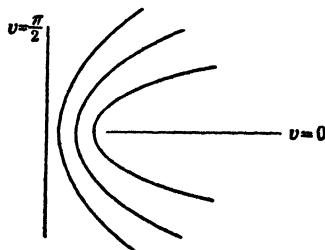


FIG. 5.6.

3. The field between perpendicular semi-infinite plates separated by a gap as shown in Fig. 5.6.

4. The field between two hyperbolic pole pieces as shown in Fig. 5.7.

6. **General Powers of z .** Another instructive transformation is the transformation

$$(6.1) \quad w = Az^n = u + jv$$

where A is a real constant and n is a real number.

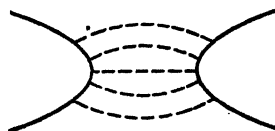


FIG. 5.7.

In order to obtain the curves $u = \text{const.}$ and $v = \text{const.}$, it is convenient to write z^n in the polar form

$$(6.2) \quad z^n = (re^{j\theta})^n = r^n(\cos n\theta + j \sin n\theta)$$

Hence

$$(6.3) \quad \begin{aligned} u &= Ar^n \cos n\theta \\ v &= Ar^n \sin n\theta \end{aligned}$$

where

$$(6.4) \quad r^2 = x^2 + y^2 \quad \text{and} \quad \tan \theta = \frac{y}{x}$$

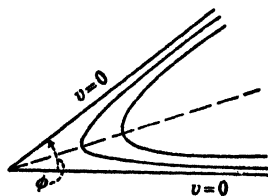


FIG. 6.1.

If we now take v to be the potential function so that $\phi = v$, we see that

$$(6.5) \quad v = 0 \quad \begin{cases} \theta = 0 \\ n\theta = \pi \end{cases}$$

Hence in this case the potential v vanishes on the two sides of a wedge of angle ϕ as shown in Fig. 6.1.

where

$$(6.6) \quad n\phi = \pi$$

Hence if we let

$$(6.7) \quad n = \frac{\pi}{\phi}$$

then

$$(6.8) \quad v = Ar^{\pi/\phi} \sin\left(\frac{\pi\theta}{\phi}\right)$$

gives the potential inside a conducting wedge whose sides are the surfaces $\theta = 0$ and $\theta = \phi$.

The function

$$(6.9) \quad u = Ar^{\pi/\phi} \cos\left(\frac{\pi\theta}{\phi}\right)$$

gives the lines of force in the region inside the wedge. To determine the surface density σ on the bottom plate, we have

$$(6.10) \quad \sigma = -K \left. \frac{dw}{dz} \right|_{\text{on } z=r}$$

Now

$$(6.11) \quad \begin{aligned} \frac{dw}{dz} &= \frac{d}{dz}(az^n) = nAz^{n-1} \\ &= \frac{\pi}{\phi} Az^{(\pi/\phi-1)} \end{aligned}$$

Hence

$$(6.12) \quad \sigma = \frac{-K\pi}{\phi} Ar^{(\pi/\phi-1)}$$

As a special case let $\phi = \pi/2$.

In this case we have the right-angle wedge shown in Fig. 6.2.

We now have

$$(6.13) \quad \begin{aligned} v &= Ar^2 \sin 2\theta = Ar^2 \cdot 2 \sin \theta \cos \theta \\ &= 2Ar^2 \frac{y}{r} \frac{x}{r} = 2Axy \end{aligned}$$

and

$$(6.14) \quad \begin{aligned} u &= Ar^2 \cos 2\theta = Ar^2 (\cos^2 \theta - \sin^2 \theta) \\ &= A(x^2 - y^2) \end{aligned}$$

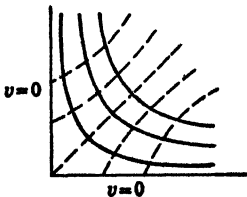


FIG. 6.2.

We thus obtain two families of hyperbolas. The surface density on the lower plate is

$$(6.15) \quad \sigma = -2KA r$$

We thus see that the surface density is zero at the corner and increases linearly as we move away from the corner.

Another interesting case is the one for which $\phi = 2\pi$. This is the case where the wedge has been opened completely as in Fig. 6.3.

We now have

$$(6.16) \quad \begin{cases} v = Ar^{\frac{1}{2}} \sin \frac{\theta}{2} \\ u = Ar^{\frac{1}{2}} \cos \frac{\theta}{2} \end{cases}$$

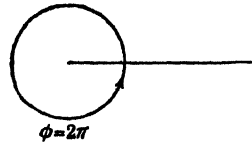


FIG. 6.3.

To obtain the rectangular form for the curves $u = \text{const.}$ and $v = \text{const.}$ in this case, it is more convenient to use (6.1) directly. In this case, $n = \frac{1}{2}$ and (6.1) becomes

$$(6.17) \quad w = Az^{\frac{1}{2}} = A \sqrt{z}$$

or

$$(6.18) \quad z = \left(\frac{w}{A} \right)^2$$

For simplicity and with no loss of generality in studying the curves $u = \text{const.}$ and $v = \text{const.}$ let us take

$$(6.19) \quad A = \sqrt{2}$$

the transformation then becomes

$$(6.20) \quad z = \frac{w^2}{2} = \frac{(u + jv)^2}{2}$$

Hence

$$(6.21) \quad (x + jy) = \frac{u^2 - v^2 + 2jvw}{2}$$

or

$$(6.22) \quad \begin{cases} x = \frac{u^2 - v^2}{2} \\ y = uv \end{cases}$$

Eliminating u between these two equations, we get

$$(6.23) \quad y^2 = 2v^2 \left(x + \frac{v^2}{2} \right)$$

These are the curves $v = \text{const.}$ It is easy to show that this is a family of parabolas with their foci at the origin as shown in Fig. 6.4.

The parabolas intersect the x axis at

$$(6.24) \quad x = -\frac{v^2}{2}$$

The parabola $v = 0$ degenerates into the positive side of the x axis. Eliminating from Eqs. (6.22), we obtain

$$(6.25) \quad y^2 = 2u^2 \left(\frac{u^2}{2} - x \right)$$

These are the curves $u = \text{const.}$ They are a family of confocal parabolas with their foci at the origin and are orthogonal to the curves $v = \text{const.}$ as shown in Fig. 6.5.

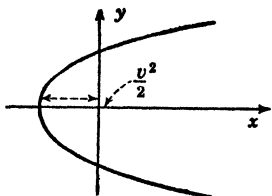


FIG. 6.4.

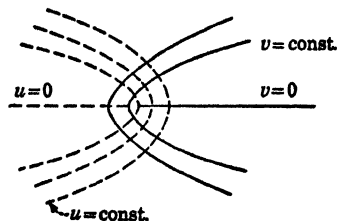


FIG. 6.5.

The curves $v = \text{const.}$ give the equipotential lines in the region surrounding a semi-infinite charged plate, while the curves $u = \text{const.}$ give the lines of force emanating from a semi-infinite charged plate.

7. The Transformation $w = A \ln \frac{z-a}{z+a}$. We have seen that the transformation

$$(7.1) \quad w = -\frac{q}{2\pi K} \ln z = u + jv$$

gives the appropriate transformation to study the electric field in the region surrounding a charged circular cylinder with its center at the origin and having a charge q per unit length. In this case the real part of the transformation, u , is given by

$$(7.2) \quad u = -\frac{q}{2\pi K} \ln r$$

and the imaginary part is given by

$$(7.3) \quad v = -\frac{q}{2\pi K} \theta$$

The family of curves $u = \text{const.}$ and $v = \text{const.}$ are given by Fig. 7.1.

The lines $u = \text{const.}$ are a family of concentric circles and represent the equipotentials. The lines $v = \text{const.}$ are a family of straight lines and represent the lines of force. This transformation also represents

the field of a line charge at the origin of charge q per unit length surrounded by a medium of dielectric constant K .

The transformation

$$(7.4) \quad w = -\frac{q}{2\pi K} \ln(z - a)$$

gives the appropriate transformation for a line charge situated at $z = a$, as may be seen by shifting the origin of the transformation (7.1) to $z = a$.

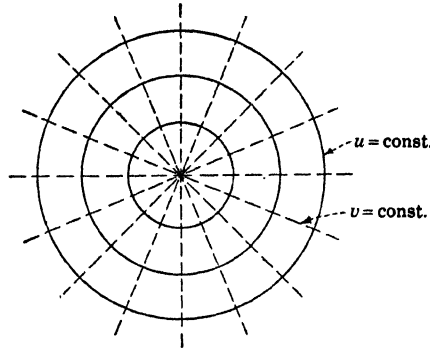


FIG. 7.1.

Let us now consider the field produced by a line charge of charge $+q$ per unit length situated at $z = a$ and another line charge of $-q$ units per unit length situated at $z = -a$, as shown in Fig. 7.2.

The field produced by both line charges is equivalent to the superposition of the fields given by (7.4) and

$$(7.5) \quad w = +\frac{q}{2\pi K} \ln(z + a)$$

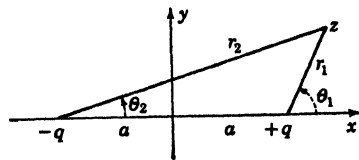


FIG. 7.2.

Hence

$$(7.6) \quad w = -\frac{q}{2\pi K} [\ln(z - a) - \ln(z + a)] = -\frac{q}{2\pi K} \ln \frac{z - a}{z + a}$$

represents the proper transformation to determine the field and equipotentials of the two line charges of Fig. 7.2.

Let

$$(7.7) \quad A = -\frac{q}{2\pi K}$$

We then have

$$(7.8) \quad u + jv = A \ln \frac{z - a}{z + a}$$

If we now let the distance from the points $z = a$ and $z = -a$ to the point z be r_1 and r_2 , respectively, as shown in Fig. 7.2, we have

$$(7.9) \quad \begin{cases} (z - a) = r_1 e^{i\theta_1} \\ (z + a) = r_2 e^{i\theta_2} \end{cases}$$

where

$$(7.10) \quad \theta_1 = \arg(z - a), \quad \theta_2 = \arg(z + a)$$

Hence

$$(7.11) \quad \begin{aligned} u + jv &= A[\ln(z - a) - \ln(z + a)] \\ &= A[\ln r_1 + j\theta_1 - \ln r_2 - j\theta_2] \end{aligned}$$

Therefore

$$(7.12) \quad u = A \ln \frac{r_1}{r_2}$$

and

$$(7.13) \quad v = A(\theta_1 - \theta_2)$$

These are the curves $u = \text{const.}$ and $v = \text{const.}$ Now from (7.12), we have

$$(7.14) \quad \ln \frac{r_1}{r_2} = \frac{u}{A}$$

Therefore

$$(7.15) \quad \frac{r_1}{r_2} = e^{\frac{u}{A}}$$

Hence

$$(7.16) \quad \left(\frac{r_1}{r_2}\right)^2 = \frac{(x - a)^2 + y^2}{(x + a)^2 + y^2} = e^{2u/A} = K$$

Therefore

$$(7.17) \quad y^2 + \left[x - \frac{a(1 + K)}{1 - K}\right]^2 = \frac{4a^2 K}{(1 - K)^2}$$

we thus see that the curves $u = \text{const.}$ are a family of circles with center at

$$(7.18) \quad y = 0, \quad x = \frac{a(1 + K)}{1 - K}$$

and radii

$$(7.19) \quad r = \frac{2a \sqrt{K}}{1 - K}$$

These circles are shown in Fig. 7.3.

This transformation may be used to find the capacitance of two eccentric cylinders of equal radii R , whose centers are at a distance S apart as shown in Fig. 7.4.

Since any of the circles $u = \text{const.}$ of Fig. 7.3 may be replaced by a circular conductor at potential u , we must adjust the center of one

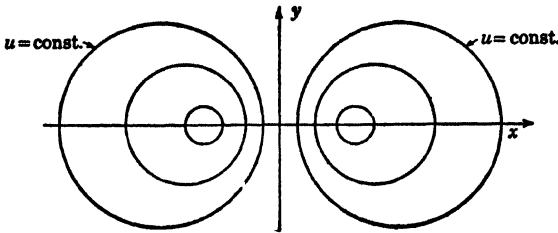


FIG. 7.3.

of the $u = \text{const.}$ circles to be at $x = S/2$. Hence by Eq. (7.10), we have

$$(7.20) \quad \frac{S}{2} = \frac{a(1 + K)}{1 - K}$$

The radius of the circle is fixed by Eq. (7.19) to be

$$(7.21) \quad R = \frac{2a \sqrt{K}}{1 - K}$$

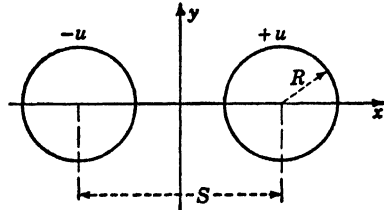


FIG. 7.4.

Eliminating a between Eqs. (7.20) and (7.21), we have

$$(7.22) \quad \frac{S}{R} = \frac{1 + K}{\sqrt{K}} = \frac{1 + e^{2u/A}}{e^{u/A}}$$

Therefore

$$(7.23) \quad \frac{S}{2R} = \frac{e^{u/A} + e^{-u/A}}{2} = \cosh \frac{u}{A}$$

By Eq. (7.7), we have

$$(7.24) \quad \cosh -\frac{2\pi Ku}{q} = \cosh \frac{2\pi Ku}{q} = \frac{S}{2R}$$

Hence

$$(7.25) \quad \frac{2\pi Ku}{q} = \cosh^{-1} \frac{S}{2R}$$

or

$$(7.26) \quad q = \frac{2\pi Ku}{\cosh^{-1}(S/2R)}$$

The capacitance per unit length formed by the conductors of Fig. 7.4 is obtained by dividing q by the total potential difference which is obviously $2u$. Hence

$$(7.27) \quad C_0 = \frac{q}{2u} = \frac{K\pi}{\cosh^{-1}(S/2R)}$$

The curves $v = \text{const.}$ are given by (7.13). This may be written in the form

$$(7.28) \quad (\theta_1 - \theta_2) = \frac{v}{A}$$

Now

$$(7.29) \quad \theta_1 = \tan^{-1} \frac{y}{x-a}, \quad \theta_2 = \tan^{-1} \frac{y}{x+a}$$

Hence we have

$$(7.30) \quad \tan^{-1} \frac{y}{x-a} - \tan^{-1} \frac{y}{x+a} = \frac{v}{A}$$

We now use the trigonometric identity

$$(7.31) \quad \tan^{-1} M - \tan^{-1} N = \tan^{-1} \frac{M-N}{1+MN}$$

and let

$$(7.32) \quad M = \frac{y}{x-a}, \quad N = \frac{y}{x+a}$$

then Eq. (7.30) becomes

$$(7.33) \quad \tan^{-1} \left(\frac{2ya}{x^2 - a^2 + y^2} \right) = \frac{v}{A}$$

and hence

$$(7.34) \quad \frac{2ya}{x^2 - a^2 + y^2} = \tan \frac{v}{A}$$

This is a family of circles whose centers are at

$$(7.35) \quad y = a \cot \frac{v}{A}, \quad x = 0$$

and having radii given by

$$(7.36) \quad R = a \operatorname{cosec} \frac{v}{A}$$

These circles are orthogonal to the circles $u = \text{const.}$ and represent the lines of force in the electrical application, see Fig. 7.5.

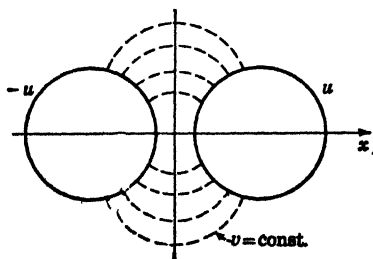


FIG. 7.5.

8. Determination of the Required Transformation When the Boundary Is Expressed in Parametric Form. In the last two sections we have studied transformations that enabled us to solve problems of physical interest. In general if we are given a two-dimensional

potential problem arising from some physical investigation, we are

required to find a transformation $w(z) = u + jv$ of such nature that either the curves $u = \text{const.}$ or the curves $v = \text{const.}$ should coincide with the boundary of the region. It is sometimes possible to express the desired equipotential boundary in parametric form.

Let

$$(8.1) \quad F(x, y) = 0$$

by the equation of one of the desired equipotential boundaries. Let us suppose that this equation can be expressed in the parametric form

$$(8.2) \quad x = F_1(t), \quad y = F_2(t)$$

where $F_1(t)$ and $F_2(t)$ are real functions of the real parameter t whose range of variation corresponds to the whole equipotential (8.1).

Then the transformation

$$(8.3) \quad z = F_1(kw) + jF_2(kw)$$

where k is a real constant, gives $v = 0$ over the surface (8.1). To see this, let $v = 0$ in (8.3); we then have

$$(8.4) \quad z = F_1(ku) + jF_2(ku) = x + jy$$

Hence

$$(8.5) \quad x = F_1(ku), \quad y = F_2(ku)$$

These are exactly the parametric equations (8.2) with ku in the place of the parameter t .

This method enables one to find the proper transformations when the boundaries are confocal conics or various cycloidal curves.

For example, consider the parabola with its focus at the origin

$$(8.6) \quad y^2 = 4a(x + a)$$

This may be written in the parametric form

$$(8.7) \quad (x + a) = at^2, \quad y = 2at$$

Hence the transformation is

$$(8.8) \quad z = aw^2 - a + 2ajw = a(w - j)^2$$

where we have placed $k = 1$ for simplicity.

Therefore

$$(8.9) \quad w = j + \left(\frac{z}{a}\right)^{\frac{1}{2}}$$

This transformation makes the parabola (8.6) the equipotential surface $v = 0$.

As another example, let us consider the ellipse

$$(8.10) \quad \frac{x^2}{a^2} + \frac{y^2}{b^2} = 1$$

This may be expressed in the parametric form

$$(8.11) \quad x = a \cos t, \quad y = b \sin t$$

The required transformation is

$$(8.12) \quad z = a \cos w + jb \sin w$$

where we have again place $k = 1$, for simplicity.

If we let

$$(8.13) \quad a = c \cosh \phi, \quad b = c \sinh \phi$$

then

$$(8.14) \quad \tanh \phi = \left(\frac{b}{a} \right)$$

and

$$(8.15) \quad c^2 = (a^2 - b^2)$$

Then (8.12) may be written in the form

$$(8.16) \quad \begin{aligned} z &= c(\cos w \cosh \phi + j \sin w \sinh \phi) \\ &= c \cos (w + j\phi) = c \cos [u + j(v + \phi)] \end{aligned}$$

As another example, suppose it is required to find the field on one side of a corrugated metal sheet whose equation is that of the cycloid

$$(8.17) \quad x = a(t - \sin t), \quad y = a(1 - \cos t)$$

The required transformation is

$$(8.18) \quad \begin{aligned} z &= a(w - \sin w) + aj(1 - \cos w) \\ &= a(w + j - je^{-jw}) \end{aligned}$$

9. Schwarz's Transformation. Schwarz has shown how to obtain a transformation in which one equipotential is a linear polygon.¹

This is one of the most useful transformations, it transforms the interior of a polygon in the z plane into the upper half of another plane, say the z_1 plane, in such a manner that the sides of the polygon in the z plane are transformed into the real axis of the z_1 plane. Schwarz has shown that, given the required polygon, a certain differential equation may be written which when integrated gives directly the desired transformation.

¹ SCHWARZ, H. A., *Journal für Mathematik*, vol. LXX, p. 5.105, 1869.

Consider the expression

$$(9.1) \quad \frac{dz}{dz_1} = A(z_1 - u_1)^{\phi_1} \cdot (z_1 - u_2)^{\phi_2} \cdot \dots \cdot (z_1 - u_n)^{\phi_n}$$

where A is a complex constant u_1, u_2, \dots, u_n , and $\phi_1, \phi_2, \dots, \phi_n$ are real numbers, and

$$(9.2) \quad u_n > u_{n-1} > \dots > u_2 > u_1$$

Now since the argument of a product of complex numbers is equal to the sum of the arguments of the individual factors, we have

$$(9.3) \quad \arg \frac{dz}{dz_1} = \arg A + \phi_1 \arg (z_1 - u_1) + \phi_2 \arg (z_1 - u_2) + \dots + \phi_n \arg (z_1 - u_n)$$

Let us now consider the z_1 plane of Fig. 9.1.

The real numbers u_1, u_2, \dots, u_n are plotted on the real axis of the z_1 plane. If z_1 is a real number, then the number

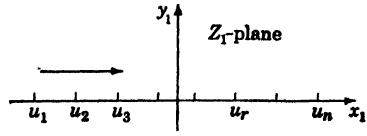


FIG. 9.1.

$$(9.4) \quad N_r = (z_1 - u_r)$$

is positive if z_1 is greater than u_r and it is negative when z_1 is less than u_r . Hence

$$(9.5) \quad \arg (z_1 - u_r) = \begin{cases} 0 & \text{if } z_1 > u_r \\ \pi & \text{if } z_1 < u_r \end{cases}$$

Let us suppose that the point z_1 traverses the real axis of the z_1 plane from left to right as shown by the arrow in Fig. 9.1.

Let

$$(9.6) \quad \theta_r = \arg \frac{dz}{dz_1} \quad \text{when } u_r < z_1 < u_{r+1}$$

Then by (9.3) and (9.5), we have

$$(9.7) \quad \theta_r = \arg A + (\phi_{r+1} + \phi_{r+2} + \dots + \phi_n)\pi$$

and

$$(9.8) \quad \theta_{r+1} = \arg A + (\phi_{r+2} + \phi_{r+3} + \dots + \phi_n)\pi$$

Hence

$$(9.9) \quad \theta_{r+1} - \theta_r = -\pi\phi_{r+1}$$

Now

$$(9.10) \quad \arg \frac{dz}{dz_1} = \arg \frac{dx + j dy}{dx_1} = \tan^{-1} \frac{dy}{dx}$$

We see that this is the angle that the element dz in the z plane into which dz_1 is transformed by the transformation (9.1) makes with the real axis of the z plane. It is thus seen that as the point z_1 traverses the real axis of the z_1 plane the corresponding point z traverses a polygon in the z plane as shown in Fig. 9.2.

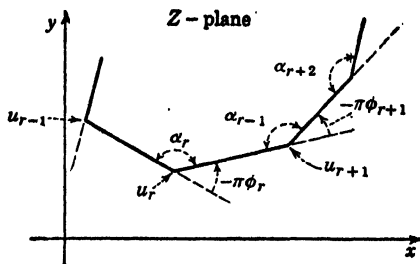


FIG. 9.2.

When the point z_1 passes from the left of u_{r+1} to the right of u_{r+1} in the z_1 plane, then the direction of the point z in the z plane is suddenly changed by an angle of $-\pi\phi_{r+1}$, measured in the mathematically positive sense as shown in Fig. 9.2.

If we imagine the broken line in Fig. 9.2 to form a closed polygon, then the angle α_{r+1} measured between two adjacent sides of the polygon is called an interior angle. We then have

$$(9.11) \quad \alpha_{r+1} - \pi\phi_{r+1} = \pi$$

Hence

$$(9.12) \quad \phi_{r+1} = \frac{\alpha_{r+1}}{\pi} - 1$$

Substituting this into (9.1), we have

$$(9.13) \quad \begin{aligned} \frac{dz}{dz_1} &= A(z_1 - u_1)^{\frac{\alpha_1}{\pi} - 1} (z_1 - u_2)^{\frac{\alpha_2}{\pi} - 1} \cdots (z_1 - u_n)^{\frac{\alpha_n}{\pi} - 1} \\ &= A \prod_{r=1}^{r=n} (z_1 - u_r)^{\frac{\alpha_r}{\pi} - 1} \end{aligned}$$

Integrating this expression with respect to z_1 , we have

$$(9.14) \quad z = A \int \prod_{r=1}^n (z_1 - u_r)^{\frac{\alpha_r}{\pi} - 1} dz_1 + B$$

where B is an arbitrary constant.

This transformation transforms the real axis of the z_1 plane into a polygon in the z plane. The angles α_r are the interior angles of the

polygon. The modulus of the constant A determines the size of the polygon, and the argument of the constant A determines the orientation of the polygon. The location of the polygon is determined by the constant B .

10. Polygon with One Angle. As the simplest example of the Schwarz transformation (9.14), let us transform the real axis of the z_1 plane into an angle in the z plane as shown in Fig. 10.1.

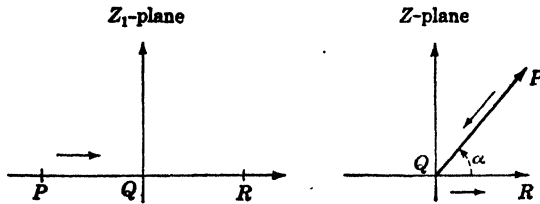


FIG. 10.1.

in this case the transformation reduces to

$$(10.1) \quad z = A \int (z_1 - u_1)^{\frac{\alpha}{\pi} - 1} dz_1 + B$$

For simplicity, let

$$(10.2) \quad u_1 = 0$$

Therefore

$$(10.3) \quad z = A \int z_1^{\frac{\alpha}{\pi} - 1} dz_1 + B = K z_1^{\alpha/\pi} + B$$

where K is an arbitrary constant. If we let $B = 0$, we have

$$(10.4) \quad z = K z_1^{\alpha/\pi}$$

This transformation gives the correspondence between the two planes.

Polygon with Angle Zero. If we let the interior angle of the polygon, α , be equal to zero in (10.1), we have

$$(10.5) \quad z = A \int \frac{dz_1}{z_1} + B = A \ln z_1 + B$$

Let $B = 0$ and A be a real constant. We then obtain

$$(10.6) \quad z = A \ln z_1$$

The correspondence between the z_1 and z_2 planes is shown in Fig. 10.2.

To see the correspondence between the planes, let

$$(10.7) \quad z_1 = r_1 e^{i\theta_1}$$

then

$$(10.8) \quad x + jy = A(\ln r_1 + j\theta_1)$$

Therefore

$$(10.9) \quad x = A \ln r_1, \quad y = a\theta_1$$

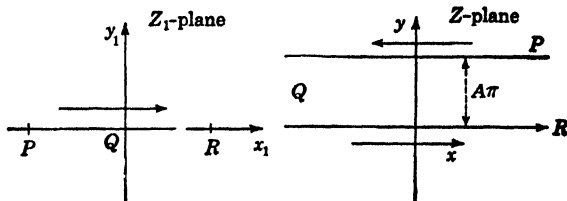


FIG. 10.2.

$\theta_1 = 0$ corresponds to the positive side of the real axis of the z_1 plane and to the entire real axis of the z plane. The origin in the z_1 plane corresponds to the point $x = -\infty$ in the z plane. The negative side of the real axis of the z_1 plane corresponds to the line $y = A\pi$ in the z plane. This transformation in the z plane is a limiting case of the transformation of Fig. 10.3.

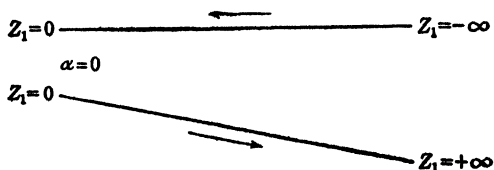


FIG. 10.3.

11. Successive Transformation. In solving two-dimensional potential problems, it is frequently convenient to use successive transformations.

Let

$$(11.1) \quad w = F_1(z_1)$$

and

$$(11.2) \quad z_1 = F_2(z)$$

then by the elimination of z_1 between (11.1) and (11.2), we obtain

$$(11.3) \quad w = F_3(z)$$

The relation (11.2) expresses a transformation from the z plane into a z_1 plane, while (11.1) expresses a further transformation from the z_1 plane into a w plane. Therefore the final transformation (11.3) may be regarded as the result of two successive transformations.

There are two uses of successive transformations that are of great importance.

a. *Conductor Influenced by a Line Charge.* We have seen in Sec. 7 that the transformation

$$(11.4) \quad w = -\frac{q}{2\pi K} \ln(z_1 - a) + \frac{q}{2\pi K} \ln(z_1 + a) = \frac{-q}{2\pi K} \ln \frac{z_1 - a}{z_1 + a}$$

gives the solution when a line charge q per unit length is placed at $z_1 = a$, and a line charge $-q$ per unit length is placed at the distance $z_1 = -a$ as shown in Fig. 11.1.

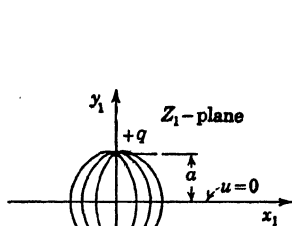


FIG. 11.1

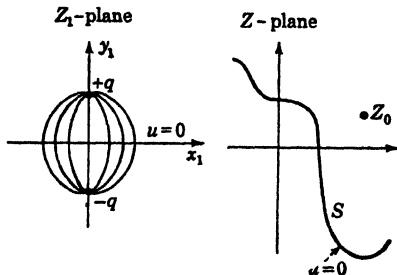


FIG. 11.2.

Now let the transformation

$$(11.5) \quad z_1 = F(z)$$

transform the real axis of the z_1 plane into the surface S and the point $z_1 = z_0$ as shown in Fig. (11.2).

Then the transformation

$$(11.6) \quad w = -\frac{q}{2\pi K} \ln \left[\frac{F(z) - F(z_0)}{F(z) - F(z_0)} \right]$$

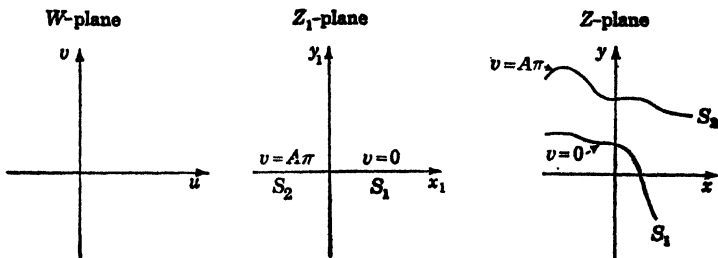


FIG. 11.3.

gives the solution when a line charge q is placed at $z = z_0$ in the presence of the surface S that is at potential $u = 0$. The curves $u = \text{const.}$ are the equipotentials, and the curves $v = \text{const.}$ are the lines of force.

b. *Conductors at Different Potentials.* Consider the three planes of Fig. 11.3.

Let

$$(11.7) \quad z_1 = F(z)$$

transform the surfaces S_1 and S_2 in the z plane into the real axis of the z_1 plane in such a manner that the surface S_2 is mapped into the negative part of the real axis of the z_1 plane and the surface S_1 into the positive part of the real axis of the z_1 plane.

The transformation

$$(11.8) \quad w = A \ln z_1 = u + jv$$

transforms the z_1 plane so that the positive part of the real axis corresponds to $v = 0$ and the negative part of the real axis corresponds to $v = A\pi$.

Hence the transformation

$$(11.9) \quad w = A \ln F(z)$$

gives the solution for the problem in which the surface S_1 is at potential $v = 0$ and the surface S_2 is at potential $v = A\pi$. The $u = \text{const.}$ curves give the lines of force.

12. The Parallel Plate Condenser Flow out of a Channel. As an

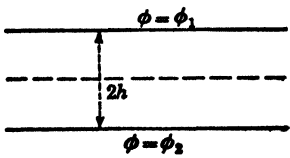


FIG. 12.1.

illustration of the use of Schwarz's transformation and the above general principles, let us determine the proper transformation to determine the potential and field distribution of two semi-infinite conducting plates raised to different potentials as shown in Fig. 12.1.

By symmetry, it is only necessary to solve the problem of a semi-infinite plane placed parallel to an infinite plane, as shown in Fig 12.2.

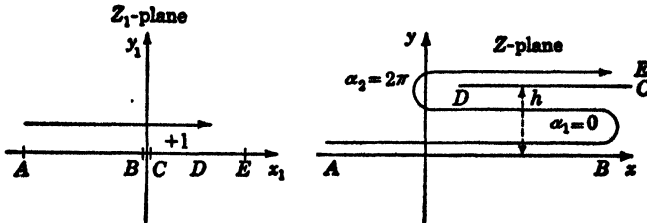


FIG. 12.2.

Since there are only two angles involved in the polygon in the z plane, we may write the Schwarz transformation equation (9.14) in the form

$$(12.1) \quad \frac{dz}{dz_1} = K(z_1 - u_1)^{\frac{\alpha_1}{\pi} - 1} (z_1 - u_2)^{\frac{\alpha_2}{\pi} - 1}$$

where K is a constant. Since we are free to choose the numbers u_1 and u_2 , we choose them so that the expression (12.1) is as simple as possible. The two interior angles of the polygon in the z plane are

$$(12.2) \quad \alpha_1 = 0 \quad \text{and} \quad \alpha_2 = 2\pi$$

Let us take

$$(12.3) \quad u_1 = 0 \quad \text{and} \quad u_2 = +1$$

Then Eq. (12.1) becomes

$$(12.4) \quad \frac{dz}{dz_1} = Kz_1^{-1}(z_1 - 1) = \frac{K(z_1 - 1)}{z_1} = K \left(1 - \frac{1}{z_1} \right)$$

Integrating, we have

$$(12.5) \quad z = K(z_1 - \ln z_1) + C$$

where C is an arbitrary constant. Since the sides of the polygon in the z plane are horizontal and hence have zero slope, it is necessary for the constant K to be real.

Boundary Conditions. The arbitrary constants K and C must now be determined from the correspondence between the two planes.

a. As the point z_1 moves across the origin from B to C , the point z turns through a zero angle and the imaginary part of z is increased from 0 to h .

Let

$$(12.6) \quad z_1 = r_1 e^{j\theta_1}$$

Therefore

$$(12.7) \quad x + jy = K(r_1 e^{j\theta_1} - \ln r_1 - j\theta_1) + C$$

Hence

$$(12.8) \quad \begin{cases} x = K(r_1 \cos \theta_1 - \ln r_1) + \text{Re } C \\ y = K(r_1 \sin \theta_1 - \theta_1) + \text{Im } C \end{cases}$$

where Re denotes "the real part of" and Im denotes the "imaginary part of."

Now

$$(12.9) \quad \begin{cases} y = 0, & \theta_1 = \pi \\ y = h, & \theta_1 = 0 \end{cases}$$

Hence

$$(12.10) \quad \begin{cases} 0 = K(-\pi) + \text{Im } C \\ h = \text{Im } C \end{cases}$$

$$(12.11) \quad K = \frac{h}{\pi}$$

b. Let the point $z_1 = 1$ correspond to the point $z = x_0 + jh$.

The point $z_1 = 1$ is determined by

$$(12.12) \quad r_1 = 1, \quad \theta_1 = 0$$

Therefore

$$(12.13) \quad x_0 = \frac{h}{\pi} + \operatorname{Re} C$$

If we choose x_0 so that

$$(12.14) \quad x_0 = \frac{h}{\pi}$$

then we have

$$(12.15) \quad \operatorname{Re} C = 0$$

With this choice of x_0 , the constant C is a pure imaginary and from Eq. (12.10) has the value

$$(12.16) \quad C = jh$$

The transformation (12.5) thus becomes

$$(12.17) \quad \begin{aligned} z &= \frac{h}{\pi} (z_1 - \ln z_1) + jh \\ &= \frac{h}{\pi} (z_1 - \ln z_1 + j\pi) \end{aligned}$$

This transformation transforms the z_1 plane into the polygon in the z plane with the correspondence of points shown in Fig. 12.2.

Transformation to w Plane. We now transform the z_1 plane to the w plane by the transformation

$$(12.18) \quad w = \ln z_1 = u + jv$$

that is,

$$(12.19) \quad z_1 = r_1 e^{j\theta_1}$$

or

$$(12.20) \quad u + jv = \ln r_1 + j\theta_1$$

then

$$(12.21) \quad u = \ln r_1, \quad v = \theta_1$$

The correspondence between the two planes is shown in Fig. 12.3.

By (12.18) we have

$$(12.22) \quad z_1 = e^w$$

If we now eliminate z_1 between Eqs. (12.17) and (12.22), we pass directly from the w plane to the z plane by the equation

$$(12.23) \quad z = \frac{h}{\pi} (e^w - w + j\pi)$$

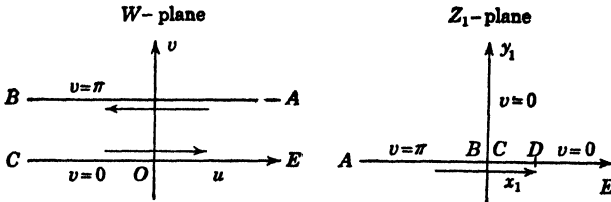


FIG. 12.3.

The correspondence between the two planes is shown in Fig. 12.4.

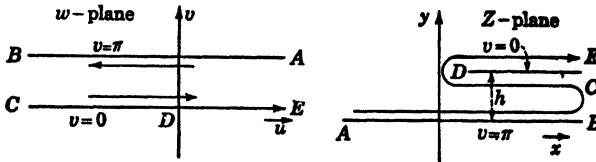


FIG. 12.4.

If we let v be the potential function, we have in the z plane a semi-infinite plane at potential zero parallel to an infinite plane at potential π . If we write (12.23) in the form

$$(12.24) \quad x + jy = \frac{h}{\pi} [e^u (\cos v + j \sin v) - u - jv + j\pi]$$

we have

$$(12.25) \quad \begin{cases} x = \frac{h}{\pi} (e^u \cos v - u) \\ y = \frac{h}{\pi} (e^u \sin v - v + \pi) \end{cases}$$

Let $v = 0$, then

$$(12.26) \quad x = \frac{h}{\pi} (e^u - u), \quad y = h$$

For

$$(12.27) \quad \left. \begin{matrix} u = 0 \\ x = \frac{h}{\pi} \end{matrix} \right\} \quad \left. \begin{matrix} u = \infty \\ x = \infty \end{matrix} \right\} \quad \left. \begin{matrix} u = -\infty \\ x = \infty \end{matrix} \right\}$$

Negative values of u give the region inside the condenser, and positive values of u give the region outside the condenser.

If u is large and positive, we have approximately

$$(12.28) \quad \begin{cases} x \doteq \frac{h}{\pi} (e^u \cos v) \\ y \doteq \frac{h}{\pi} (e^u \sin v) \end{cases}$$

Hence

$$(12.29) \quad x^2 + y^2 = \frac{h^2}{\pi^2} e^{2u} \quad u \gg 1$$

The $u = \text{const.}$ curves are a family of circles, so that the lines of force are approximately circles at a large distance from the origin as seen in the Fig. (12.5).

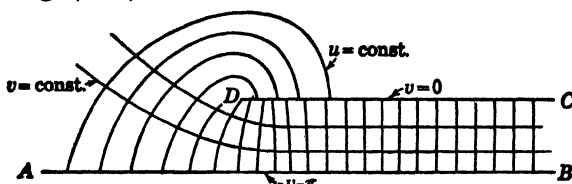


FIG. 12.5.

If u is large and negative, we have approximately

$$(12.30) \quad x \doteq -\frac{h}{\pi} u, \quad y \doteq \frac{h}{\pi} (\pi - v)$$

The $u = \text{const.}$ and $v = \text{const.}$ curves are families of straight lines. This represents the uniform field in the region inside the planes.

The Charge Density. At a point on the equipotential $v = 0$, the charge density σ is given by the equation

$$(12.31) \quad \sigma = -K \left. \frac{dw}{dz} \right|_{v=0} = -\frac{K\pi}{h} \left(\frac{1}{e^u - 1} \right)$$

Inside the condenser, u is large and negative and we have approximately

$$(12.32) \quad \sigma \doteq -\frac{K\pi}{h}$$

at D , $u = 0$ and σ becomes infinite. On the upper part of the semi-infinite plane, u is large and positive and we have

$$(12.33) \quad \sigma \doteq -\frac{K\pi}{he^u}$$

The surface density decreases as we move to the right of the point D .

This transformation also solves the hydrodynamical problem of the irrotational flow of fluid out of a long channel into a large reservoir.

13. The Effect of a Wall on a Uniform Field. As another example of the use of the Schwarz transformation, let it be required to determine the effect produced by an indefinitely thin wall or ridge on a uniform field as shown in Fig. 13.1.

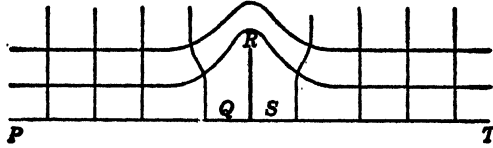


FIG. 13.1.

The solution of this problem also gives the lines of flow of a fluid over an obstacle. We regard the line $ABCDE$ as a polygon in the z plane and transform it into the real axis of the z_1 plane as shown in Fig. 13.2.

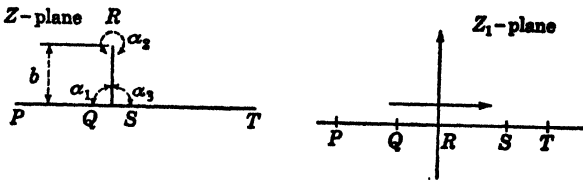


FIG. 13.2.

Let us establish the following correspondence between the two planes:

$$\begin{aligned} P &\rightarrow -\infty & S &\rightarrow u_3 \\ Q &\rightarrow u_1 & T &\rightarrow +\infty \\ R &\rightarrow u_2 \end{aligned}$$

From the figure, we have

$$(13.1) \quad \alpha_1 = \frac{\pi}{2}, \quad \alpha_2 = 2\pi, \quad \alpha_3 = \frac{\pi}{2}$$

The Schwarz expression of Sec. 9 becomes

$$(13.2) \quad \begin{aligned} \frac{dz}{dz_1} &= A(z_1 - u_1)^{\frac{\alpha_1}{\pi}-1} (z_1 - u_2)^{\frac{\alpha_2}{\pi}-1} (z_1 - u_3)^{\frac{\alpha_3}{\pi}-1} \\ &= A(z_1 - u_1)^{-1/2} (z_1 - u_2) (z_1 - u_3)^{-1/2} \end{aligned}$$

For simplicity, let

$$(13.3) \quad u_1 = -a, \quad u_2 = 0, \quad u_3 = +a$$

Then (13.2) becomes

$$(13.4) \quad \frac{dz}{dz_1} = \frac{Az_1}{\sqrt{z_1^2 - a^2}}$$

Integrating, we have

$$(13.5) \quad z = A \int \frac{z_1 dz_1}{\sqrt{z_1^2 - a^2}} + B = A \sqrt{z_1^2 - a^2} + B$$

Boundary Conditions.

a. When $z_1 = \pm a$, let $z = 0$.

Therefore

$$(13.6) \quad B = 0$$

b. If b is the height of the wall, then when $z = jb$, let $z_1 = 0$.
Therefore,

$$(13.7) \quad jb = A \sqrt{-a^2} = Aaj$$

Hence

$$(13.8) \quad A = \frac{b}{a}$$

The transformation

$$(13.9) \quad z = \frac{b}{a} \sqrt{z_1^2 - a^2}$$

or

$$(13.10) \quad z_1 = \frac{a}{b} \sqrt{z^2 + b^2}$$

transforms the $y_1 = 0$ axis in the z_1 plane into the polygon $PQRST$ in the z plane. Now let

$$(13.11) \quad w = F_1 z = u + jv$$

This transformation transforms the lines $v = \text{const.}$ in the w plane into the lines

$$(13.12) \quad y_1 = \frac{v}{F_1}$$

in the z_1 plane.

Hence

$$(13.13) \quad w = F_1 z = \frac{F_1 a}{b} \sqrt{z^2 + b^2}$$

in the transformation that transforms the line $v = 0$ into the polygon in the z plane. If the field is to be uniform at large distances from the wall, we must have

$$(13.14) \quad \lim_{z \rightarrow \infty} w = \lim_{z \rightarrow \infty} \frac{F_1 a}{b} \sqrt{z^2 + b^2} = \frac{F_1 a}{b} z = Fz$$

Hence

$$(13.15) \quad F = \frac{F_1 a}{b}$$

and the transformation may be written

$$(13.16) \quad w = F \sqrt{z^2 + b^2} = u + jv$$

where v is the potential function as shown in Fig. 13.3.

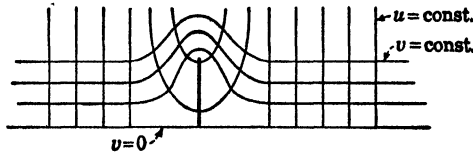


FIG. 13.3.

Separating (13.16) into its real and imaginary parts, we have

$$(13.17) \quad \begin{cases} u^2 - v^2 = F^2(x^2 - y^2) + F^2b^2 \\ uv = F^2xy \end{cases}$$

Separating this into its real and imaginary parts, we have

$$(13.18) \quad \frac{F^4x^2y^2}{v^2} - v^2 = F^2(x^2 - y^2) + F^2b^2$$

This is the family of equipotentials, and

$$(13.19) \quad u^2 - \frac{F^4x^2y^2}{u^2} = F^2(x^2 - y^2) + F^2b^2$$

are the lines of force.

In the hydrodynamical case, $v = \text{const.}$ gives lines of flow and $u = \text{const.}$ gives constant velocity potentials.

14. Application to Hydrodynamics. The theory of conjugate functions is of extreme usefulness in determining two-dimensional flow distribution of moving fluids. There is a very close analogy between the electrical problems discussed in the last few sections and problems in hydrodynamics.

Let \mathbf{A} be the velocity vector field of an ideal nonviscous fluid. If the flow is irrotational, then

$$(14.1) \quad \nabla \times \mathbf{A} = 0$$

and as we have seen in Chap. XV the velocity \mathbf{A} is the gradient of a scalar, or

$$(14.2) \quad \mathbf{A} = -\nabla\phi$$

where ϕ is the *velocity potential*. The lines of flow are everywhere normal to the surfaces $\phi = \text{const.}$ If the fluid is incompressible, then

the equation of continuity is

$$(14.3) \quad \nabla \cdot \mathbf{A} = 0$$

so that

$$(14.4) \quad \nabla \cdot \mathbf{A} = \nabla(-\nabla\phi) = 0$$

or

$$(14.5) \quad \nabla^2\phi = 0$$

so that, as in the case of the electrostatic potential the velocity potential satisfies Laplace's equation in a region that contains no sources.

The Stream Function. Let $\Phi(x, y)$ be a function of the two independent variables x and y . Now the differential $d\Phi$ is given by

$$(14.6) \quad d\Phi = \frac{\partial\Phi}{\partial x} dx + \frac{\partial\Phi}{\partial y} dy$$

For two-dimensional motion, the equation of continuity (14.3) reduces to

$$(14.7) \quad \frac{\partial A_x}{\partial x} + \frac{\partial A_y}{\partial y} = 0$$

If we let

$$(14.8) \quad A_x = -\frac{\partial\Phi}{\partial y}, \quad A_y = \frac{\partial\Phi}{\partial x}$$

then (14.6) becomes

$$(14.9) \quad d\Phi = A_y dx - A_x dy$$

The condition that this expression be a perfect differential is

$$(14.10) \quad \frac{\partial A_y}{\partial y} = -\frac{\partial A_x}{\partial x}$$

This is exactly the equation of continuity (14.7). Hence from the velocity vector \mathbf{A} we can determine a unique function Φ , and the velocity components are given by (14.8). The function Φ is called the stream function. From Eq. (14.2), we have

$$(14.11) \quad \begin{cases} A_x = -\frac{\partial\phi}{\partial x} = -\frac{\partial\Phi}{\partial y} \\ A_y = -\frac{\partial\phi}{\partial y} = \frac{\partial\Phi}{\partial x} \end{cases}$$

Hence

$$(14.12) \quad \frac{\partial\phi}{\partial x} \frac{\partial\Phi}{\partial x} + \frac{\partial\phi}{\partial y} \frac{\partial\Phi}{\partial y} = 0$$

The two families $\phi = \text{const.}$ and $\Phi = \text{const.}$ intersect orthogonally. It is thus apparent that if we have

$$(14.13) \quad w = u + jv = w(z)$$

a function of the complex variable z , then if we take u for the potential, then v will be the stream function, or vice versa. For example, if we consider the function

$$(14.14) \quad w = K \ln \left(\frac{z - a}{z + a} \right)$$

and take u to be the potential function and v the stream function, then this transformation gives the velocity and flow pattern produced by a source and a sink of equal intensities and located at $z = a$ and $z = -a$, respectively. The analogy with the electrical case is easily seen.

15. The Joukowski Transformation. The transformation

$$(15.1) \quad \frac{w - ka}{w + ka} = \left(\frac{z - a}{z + a} \right)^k$$

is of importance in the practical problem of mapping an airplane wing profile on a nearly circular curve. The wing profile has a sharp point at the trailing edge. The angle

$$(15.2) \quad \phi = (2 - k)\pi$$

is the angle between the tangents to the upper and lower parts of the profile at this point. The circle that passes through the point $-a$ in the z plane so that it encloses the point $z = a$ and cuts the line joining $z = -a$ and $z = a + \delta$ where δ is small is mapped by this transformation into a wing-shaped curve in the w plane.

In practical problems on the study of the flow of air around an airfoil, the desired transformation is one that maps the region *outside* a circle or a nearly circular curve. If we take the special case

$$(15.3) \quad a = 1, \quad k = 2$$

we have

$$(15.4) \quad \frac{w - 2}{w + 2} = \left(\frac{z - 1}{z + 1} \right)^2$$

This transformation transforms a circle in the z plane passing through the point $z = -1$ and containing the point $z = 1$ into a wing-shaped curve in the w plane. This curve is known as Joukowski's profile.¹

PROBLEMS

1. Given the transformation $z = a \sin w$, where a is real. What are the curves $u = \text{const.}$ and the curves $v = \text{const.}$? What possible electrical and hydrodynamical problems may be solved by this transformation?

¹ See H. Glauert, "The Elements of Aerofoil and Airscrew Theory," The Macmillan Company, New York, 1943.

2. Given the transformation $z = w + e^w$. Study this transformation in the range $-\pi < v < \pi$ for all values of u . Determine the curves $u = \text{const.}$ and $v = \text{const.}$ for very large and very small values of u . Draw a rough sketch of the lines $u = \text{const.}$ and $v = \text{const.}$ What problems may be solved by this transformation?

✓ 3. Given the transformation $z = \tanh w$. Determine the curves $u = \text{const.}$ and $v = \text{const.}$ and sketch them. What practical problems are solved by this transformation?

4. Using the theory of the complex variable, show that $R^n(\cos n\theta + \sin n\theta)$ and $1/R^n(\cos n\theta + \sin n\theta)$ where n is an integer are solutions of the two-dimensional Laplace equation where R and θ are polar coordinates in the xy plane.

5. Two parallel infinite planes at a distance a from each other are kept at zero potential under the influence of a line charge of strength q per unit length that is located between the planes and at a distance of b from the lower plane. Find the field and potential distribution in the region between the planes.

6. A cylinder $(x/a)^{2n} + (y/b)^{2n} = 1$ carries a charge of Q units per unit length. Show that the transformation that gives the field is

$$z = a \left(\cos \frac{nw}{2Q} \right)^{1/n} + jb \left(\sin \frac{nw}{2Q} \right)^{1/n}$$

7. Determine the transformation that gives the field inside a hollow cavity of rectangular shape that contains a line charge at a distance of a from the base whose width is b .

8. Determine the surface density on an earthed conducting plane (potential zero) under the influence of a line charge of strength q at a distance of a from the plane.

9. Write down the integral from which the transformation can be obtained which represents the field near the sharp edges of a slit beveled at 45° .

10. Using the transformation $w = \frac{z + \sqrt{z^2 - b^2}}{2}$ which gives the potential and stream functions when there is a slit of width $2b$ in a thin infinite plane conducting sheet that forms one boundary of a uniform field of unit strength, find the field when a filament carrying a charge per unit length is placed in front of the slit.

11. Write down the integral that represents the field when a slit of uniform width $2b$ in an infinite sheet of thickness d forms one boundary of a uniform field.

References

1. R. ROTHE, F. OLLENDORF, and K. PHOLHAUSEN: "Theory of Functions as Applied to Engineering Problems," Massachusetts Institute of Technology Press, Cambridge, 1938.
2. WALKER, MILES: "Conjugate Functions for Engineers," Oxford University Press, New York, 1933.
3. JEANS, J. H.: "The Mathematical Theory of Electricity and Magnetism," Cambridge University Press, London, 1925.
4. SMYTHE, W. R.: "Static and Dynamic Electricity," McGraw-Hill Book Company, Inc., New York, 1939.
5. GLAUERT, H.: "The Elements of Aerofoil and Airscrew Theory," The Macmillan Company, New York, 1943.

CHAPTER XXI

THE OPERATIONAL CALCULUS

1. Introduction. In Chap. VI, the simple direct Laplace transform or operational method of solving linear differential equations with constant coefficients was considered. It was there demonstrated how, by the introduction of a Laplacian Transformation and by the use of a table of Laplacian transforms, it is possible to solve linear differential equations with constant coefficients subject to one point boundary conditions in a very efficient manner. In this chapter, the basic principles of the Laplacian Transformation will be developed and methods of obtaining inverse transforms will be considered.

The mathematical technique commonly called the "operational calculus" was first developed by Oliver Heaviside. In his paper¹ he presented a mathematical tool that he had developed himself and that enabled him to solve certain physical problems in a very direct manner. The first problem attacked by Heaviside was the solution of the system of differential equations which express the behavior of a lumped constant electrical network with linear parameters subject to certain initial conditions.

The system of equations handled by Heaviside had been attacked by classical methods of great power before the time of Heaviside. As early as 1788 in the "Mécanique analytique" of Lagrange, a method for the solution of the system of equations had been presented. The novel feature of the Heaviside treatment consisted of the following two innovations:

a. The functions $E_r(t)$ representing the known electromotive forces applied to the systems were considered by Heaviside to be of an impulsive type and equal to zero for negative values of the time parameter t and suddenly jumping to finite values for positive values of t . This type of function represented very well the actual physical system and enabled Heaviside to introduce several novel methods of treatment.

b. A process was formulated by which a problem of this kind was solved by a single operational procedure that gave the solution of the problem subject to the initial conditions directly and without the usual laborious classical procedure of evaluating arbitrary constants.

¹ HEAVISIDE, OLIVER: Operators in Mathematical Physics, *Proceedings of the Royal Society A*, vol. 52, p. 504, 1893.

Heaviside himself used heuristic reasoning and either was not aware of existing earlier work or at least makes no mention of it. His various writings contain typical statements such as, "we shall have, primarily, to work by instinct, not by rigorous rules," and "the best proof is to go and do it." Heaviside's lack of rigor was naturally distasteful to mathematicians who were appalled by his informal procedures. The lack of rigor in Heaviside's procedures led many investigators to justify and explain his methods. Electrical engineers, mathematicians, and mathematical physicists entered the field, and now, after 50 years, Heaviside's claim about the power of his method has been fully confirmed, and recent researches have even extended the domain of its applicability. It now appears that although the method was originally designed with a special view on physical problems it is a tool of great value to the pure mathematician as well.¹

"Looking back on the controversy after thirty years, we should now place the operational calculus with Poincaré's discovery of automorphic functions and Ricci's discovery of the tensor calculus as the three most important mathematical advances of the last quarter of the nineteenth century. Applications, extensions, and justifications of it constitute a considerable part of the mathematical activity of today."

At present, a sound mathematical basis for Heaviside's operational calculus is at hand, mainly due to the work of John R. Carson and K. W. Wagner and T. J. I'A Bromwich. Carson showed that the method could be based on the Laplacian Transformation, and he demonstrated that a set of rules could be derived by the introduction of this transformation that were quite similar to those used by Heaviside without justification. Carson's method is essentially the method that was discussed in Chap. VI. In this method, a function $h(t)$ is transformed into a function $g(p)$ by the integral

$$(1.1) \quad g(p) = p \int_0^{\infty} e^{-pt} h(t) dt$$

provided, of course, that the integral exists.

Wagner and Bromwich showed that the "unit" function, that is, a function whose value is zero for negative values of t and is unity for positive values of t and that may be denoted by $1(t)$, may be expressed by the following integral

$$(1.2) \quad 1(t) = \frac{1}{2\pi j} \int_{c-j\infty}^{c+j\infty} \frac{e^{pt}}{p} dp$$

¹ This fact was expressed by Prof. E. T. Whittaker in his article, Oliver Heaviside, *Bulletin of the Calcutta Mathematical Society*, vol. 20, p. 199, 1928-1929.

where c is any positive quantity and the path of integration is a straight line in the complex p plane. It is obvious that the response of a system whose behavior is expressed by a set of linear differential equations with constant coefficients may be obtained by obtaining the response of each exponential component e^{pt} and then by an integration of all these responses we have the solution when the unit function (1.2) is suddenly impressed on the system.

By this reasoning, Bromwich was led to consider the integral

$$(1.3) \quad h(t) = \frac{1}{2\pi j} \int_{c-j\infty}^{c+j\infty} \frac{e^{pt}g(p) dp}{p}$$

where the contour has to be chosen in such a manner that all the singularities of $g(p)$ are to the left of the path of integration. Bromwich based the foundations of the operational calculus on this expression.

As a matter of fact, the integral (1.3) follows from the integral (1.1) by an application of the Fourier-Mellin theorem as will be shown in Sec. 2. The integral (1.3) enables one to find the function $h(t)$ when the function $g(p)$ is known, this integral is therefore the inverse of the integral (1.1).

Paul Levy in 1926 pointed out the unique equivalence of the integrals (1.1) and (1.3). Hence (1.1) considered as an integral equation with $g(p)$ known and $h(t)$ unknown is solved uniquely by (1.3), and similarly (1.3) considered as an integral equation with $h(t)$ given and $g(p)$ unknown is solved uniquely by (1.1) provided that $h(t) = 0$ for $t < 0$. It is thus seen that it is immaterial whether (1.1) or (1.3) is taken as a basis for the operational calculus, although (1.1) has the advantage of simplicity. Since the rigorous mathematical foundation of the method is now well understood, the power and applicability of the method to problems of physical importance is very great.

2. The Fourier-Mellin Theorem. In this section the Fourier-Mellin theorem that is the foundation of the modern operational calculus will be derived. The Fourier-Mellin theorem may be derived from Fourier's integral theorem. The derivation of this theorem is heuristic in nature. For a rigorous derivation, the references at the end of this chapter should be consulted.

It was shown in Chap. III, Sec. 9, that if $F(t)$ is a function that has a finite number of maximums and minimums and ordinary discontinuities, it may be expressed by the integral

$$(2.1) \quad F(t) = \int_{-\infty}^{\infty} ds \int_{-\infty}^{\infty} F(u) e^{2\pi js(t-u)} du$$

If we let

$$(2.2) \quad 2\pi s = v$$

then (2.1) becomes

$$(2.3) \quad F(t) = \frac{1}{2\pi} \int_{-\infty}^{+\infty} dv \int_{-\infty}^{+\infty} F(u) e^{jv(t-u)} du$$

In order for the integrals involved in (2.1) to converge uniformly, it is also necessary for the integral

$$(2.4) \quad I = \int_{-\infty}^{\infty} |F(t)| dt$$

to exist.

Let us now assume that the function $F(t)$ has the property that

$$(2.5) \quad F(t) = 0 \quad \text{for } t < 0$$

In this case, the Fourier integral representation of the function is

$$(2.6) \quad F(t) = \frac{1}{2\pi} \int_{-\infty}^{\infty} e^{jvt} dv \int_0^{\infty} F(u) e^{-jvu} du$$

where the lower limit of the second integral is zero as a consequence of the condition (2.5).

Let us now consider the function $\phi(t)$ defined by the equation

$$(2.7) \quad \phi(t) = e^{-ct} F(t)$$

where c is a positive constant.

Substituting this into (2.6), we obtain

$$(2.8) \quad \phi(t) = e^{-ct} F(t) = \frac{1}{2\pi} \int_{-\infty}^{+\infty} e^{jvt} dv \int_0^{\infty} F(u) e^{-uc} e^{-jvu} du$$

Let us now make the substitution

$$(2.9) \quad p = c + jv$$

then (2.8) may be written in the form

$$(2.10) \quad e^{-ct} F(t) = \frac{1}{2\pi j} \int_{c-j\infty}^{c+j\infty} e^{(p-c)t} dp \int_0^{\infty} F(u) e^{-pu} du$$

On dividing both members of (2.10) by e^{-ct} , we have

$$(2.11) \quad F(t) = \frac{1}{2\pi j} \int_{c-j\infty}^{c+j\infty} e^{pt} dp \int_0^{\infty} F(u) e^{-pu} du$$

This modified form is more general than the Fourier integral (2.3) because if

$$(2.12) \quad I = \int_0^{\infty} |F(t)| dt$$

does not exist but

$$(2.13) \quad I' = \int_0^{\infty} e^{-c_0 t} |F(t)| dt$$

exists for some $c_0 > 0$, then (2.11) is valid for some $c > c_0$.

If we now let

$$(2.14) \quad g(p) = p \int_0^{\infty} F(u)e^{-pu} du$$

we have (2.11)

$$(2.15) \quad F(t) = \frac{1}{2\pi j} \int_{c-j\infty}^{c+j\infty} \frac{g(p)}{p} e^{pt} dp$$

Since the value of a definite integral is independent of the variable of integration, it is convenient to use the letter t instead of the letter u in the integral (2.14) and write

$$(2.16) \quad g(p) = p \int_0^{\infty} e^{-pt}F(t) dt$$

✓ Equations (2.15) and (2.16) are the Fourier-Mellin equations. They are the foundations of the modern operational calculus.

A more precise statement of the Fourier-Mellin theorem is the following one.

Let $F(t)$ be an arbitrary function of the real variable t that has only a finite number of maximums and minimums and discontinuities and whose value is zero for negative values of t .

If

$$(2.17) \quad g(p) = p \int_0^{\infty} e^{-pt}F(t) dt \quad \text{Re } p \geq c > 0$$

then

$$(2.18) \quad F(t) = \frac{1}{2\pi j} \int_{c-j\infty}^{c+j\infty} e^{pt} \frac{g(p)}{p} dp$$

provided

$$(2.19) \quad \int_0^{\infty} e^{-ct}F(t) dt$$

converges absolutely.¹

It is convenient to use the notation

$$(2.20) \quad g(p) = LF(t)$$

to denote the functional relation between $g(p)$ and $F(t)$ expressed in (2.17). We then say that $g(p)$ is the direct Laplacian transform of $F(t)$. The relation (2.18) is expressed conveniently by the notation

$$(2.21) \quad F(t) = L^{-1}g(p)$$

We then say that $F(t)$ is the inverse Laplacian transform of $g(p)$.

✓ **3. The Fundamental Rules.** In this section some very powerful and useful general theorems concerning operations on transforms will

¹ A rigorous discussion and derivation of this theorem will be found in E. C. Titchmarsh, "Introduction to the Theory of Fourier Integrals," Oxford University Press, New York, 1937.

be established. These theorems are of great utility in the solution of differential equations, evaluation of integrals, and other procedures of applied mathematics.

THEOREM I. The Laplace transform of a constant is the same constant, that is,

$$(3.1) \quad L(k) = k$$

where k is a constant. To prove this, we have from the fundamental definition of the direct Laplacian transform

$$(3.2) \quad L(k) = p \int_0^{\infty} e^{-pt} k dt = kp \left(-\frac{e^{-pt}}{p} \right) = k$$

The integral vanishing at the upper limit since by hypothesis $\text{Re } p > 0$.

THEOREM II.

$$(3.3) \quad Lk\phi(t) = kL\phi(t) \quad \text{where } k \text{ is a constant}$$

This may be proved in the following manner:

$$(3.4) \quad Lk\phi(t) = p \int_0^{\infty} e^{-pt} k\phi(t) dt = kp \int_0^{\infty} e^{-pt} \phi(t) dt = kL\phi(t)$$

THEOREM III.

$$(3.5) \quad L \frac{dF}{dt} = pLF(t) - pF(0)$$

This theorem is very useful in solving differential equations with constant coefficients. To prove it, we have

$$(3.6) \quad L \frac{dF}{dt} = p \int_0^{\infty} e^{-pt} \frac{dF}{dt} dt = pF e^{-pt} \Big|_0^{\infty} + p^2 \int_0^{\infty} e^{-pt} F dt = pLF - pF(0)$$

where the integration has been performed by parts.

THEOREM IV.

$$(3.7) \quad L \frac{d^n F}{dt^n} = p^n L F - \sum_{k=0}^{n-1} F^{(k)}(0) p^{(n-k)}$$

where $F^{(k)}(0) = \frac{d^k F}{dt^k}$ evaluated at $t = 0$.

This theorem is an extension of Theorem III. To prove this, we have

$$(3.8) \quad L \frac{d^n F}{dt^n} = pL \frac{d^{n-1} F}{dt^{n-1}} - p \left(\frac{d^{n-1} F}{dt^{n-1}} \right)_{t=0}$$

by Theorem III. By repeated applications of Theorem III, we finally obtain the result (3.7). If we let

$$(3.9) \quad F_r = \frac{d^r F}{dt^r}$$

evaluated at $t = 0$, we have for the transforms of the first four derivatives

$$(3.10) \quad L \frac{dF}{dt} = pLF - pF_0$$

$$(3.11) \quad L \frac{d^2 F}{dt^2} = p^2 LF - p^2 F_0 - pF_1$$

$$(3.12) \quad L \frac{d^3 F}{dt^3} = p^3 LF - p^3 F_0 - p^2 F_1 - pF_2$$

$$(3.13) \quad L \frac{d^4 F}{dt^4} = p^4 LF - p^4 F_0 - p^3 F_1 - p^2 F_2 - pF_3$$

etc.

These expressions are of use in transforming differential equations.

THEOREM V. *The Faltung Theorem.* This theorem is known in the literature as the Faltung theorem. In the older literature of the operational calculus, it is sometimes referred to as the "superposition theorem."

Let

$$(3.14) \quad LF_1(t) = g_1(p)$$

$$(3.15) \quad LF_2(t) = g_2(p)$$

Then the theorem states that

$$(3.16) \quad L \int_0^t F_1(y)F_2(t-y) dy = L \int_0^t F_2(y)F_1(t-y) dy = \frac{g_1 g_2}{p}$$

To prove this theorem, let

$$(3.17) \quad LF_3(t) = \frac{g_1(p)g_2(p)}{p}$$

Then by the Fourier-Mellin formula, we have

$$(3.18) \quad F_3(t) = \frac{1}{2\pi j} \int_{c-j\infty}^{c+j\infty} \frac{g_1(p)g_2(p)}{p^2}$$

However, by hypothesis,

$$(3.19) \quad g_2(p) = p \int_0^\infty e^{-pv} F_2(y) dy$$

Therefore

$$(3.20) \quad F_3(t) = \frac{1}{2\pi j} \int_0^\infty F_2(y) dy \int_{c-j\infty}^{c+j\infty} \frac{g_1(p)}{p} e^{p(t-v)} dp$$

if we do not question reversing the order of integration.

However, we have

$$(3.21) \quad \frac{1}{2\pi j} \int_{c-j\infty}^{c+j\infty} \frac{g_1(p)}{p} e^{p(t-y)} dp = F_1(t-y)$$

Hence

$$(3.22) \quad \ddot{h}_3(t) = \int_0^\infty F_2(y)F_1(t-y) dy$$

Now by hypothesis, $F_1(t) = 0$ if t is less than 0.

$$(3.23) \quad F_1(t-y) = 0 \quad \text{for } y > t$$

Consequently, the infinite limit of integration may be replaced by the limit t . Therefore we may write (3.22) in the form

$$(3.24) \quad F_3(t) = \int_0^t F_2(y)F_1(t-y) dy$$

and, by symmetry,

$$(3.25) \quad F_3(t) = \int_0^t F_1(y)F_2(t-y) dy$$

Corollary to Theorem V. By applying Theorem III to Theorem V, we have

$$(3.26) \quad L \frac{d}{dt} \int_0^t F_2(y)F_1(t-y) dy = p \left(\frac{g_1 g_2}{p} \right) = g_1 g_2$$

THEOREM VI. If

$$(3.27) \quad LF(t) = g(p)$$

then

$$(3.28) \quad Le^{-at}F(t) = g(p+a) \frac{p}{(p+a)}$$

Proof. Let

$$(3.29) \quad Le^{-at}F(t) = \phi(p)$$

therefore,

$$(3.30) \quad \begin{aligned} \phi(p) &= p \int_0^\infty e^{-pt}e^{-at}F(t) dt \\ &= p \int_0^\infty e^{-t(p+a)}F(t) dt \end{aligned}$$

But as a consequence of (3.27), we have

$$(3.31) \quad g(p) = p \int_0^\infty e^{-pt}F(t) dt$$

Hence

$$(3.32) \quad g(p+a) = (p+a) \int_0^\infty e^{-t(p+a)}F(t) dt$$

Comparing this with (3.30), we have

$$(3.33) \quad \phi(p) = g(p + a) \left(\frac{p}{p + a} \right) = Le^{-a}F(t)$$

THEOREM VII. If

$$(3.34) \quad LF(t) = g(p)$$

then

$$(3.35) \quad L^{-1}e^{-kp}g(p) = \begin{cases} 0 & t < k \\ F(t - k) & t > k \end{cases} \text{ provided } k > 0$$

Proof

$$(3.36) \quad L\phi(t) = e^{-kp}g(p)$$

Hence

$$(3.37) \quad \phi(t) = \frac{1}{2\pi j} \int_{c-j\infty}^{c+j\infty} \frac{e^{pt}e^{-kp}g(p) dp}{p}$$

while

$$(3.38) \quad F(t) = \frac{1}{2\pi j} \int_{c-j\infty}^{c+j\infty} \frac{e^{pt}g(p) dp}{p}$$

Comparing (3.36) and (3.37), we have

$$(3.39) \quad \phi(t) = F(t - k)$$

However, $F(t) = 0$ for $t < 0$. Hence $F(t - k) = 0$ for $t < k$, since by hypothesis $k > 0$. This proves the theorem.

THEOREM VIII. If

$$(3.40) \quad LF(t) = g(p)$$

then

$$(3.41) \quad L^{-1}e^{kp}g(p) = F(t + k) \quad k > 0$$

provided that

$$(3.42) \quad F(t) = 0 \quad \text{for } 0 < t < k$$

Proof. Let

$$(3.43) \quad LF(t + k) = \phi(p)$$

Hence

$$(3.44) \quad \phi(p) = p \int_0^\infty e^{-pt}F(t + k) dt$$

Now let us make the change in variable

$$(3.45) \quad (t + k) = y$$

Hence

$$\begin{aligned}
 (3.46) \quad \phi(p) &= pe^{pk} \int_k^{\infty} e^{-pv}F(y) dy \\
 &= pe^{pk} \int_0^{\infty} e^{-pv}F(y) dy - pe^{pk} \int_0^k e^{-pv}F(y) dy \\
 &= e^{pk}g(p) - pe^{pk} \int_0^k e^{-pv}F(y) dy
 \end{aligned}$$

Now if $F(y) = 0$ for $0 < y < k$, then the second integral vanishes and we have

$$(3.47) \quad LF(t+k) = e^{kp}g(p)$$

and the theorem is proved.

4. Calculation of Direct Transforms. The computation of transforms is based on the Fourier-Mellin integral theorem. If the function $F(t)$ is known, and the integral

$$(4.1) \quad g(p) = p \int_0^{\infty} e^{-pt}F(t) dt$$

can be computed, then the function $g(p)$ may be determined and the direct Laplace transform

$$(4.2) \quad g(p) = LF(t)$$

obtained.

If on the other hand, the function $g(p)$ is known, then to obtain the function $F(t)$ we must use the integral

$$(4.3) \quad F(t) = \frac{1}{2\pi j} \int_{c-j\infty}^{c+j\infty} \frac{e^{pt}g(p)}{p} dp$$

If this complex integral can be evaluated, then the inverse transform

$$(4.4) \quad F(t) = L^{-1}g(p)$$

may be obtained.

In Sec. 6 of Chap. VI, the direct transforms of certain functions were computed by evaluating the integral (4.1) for simple types of functions $F(t)$.

Fractional Powers of p . In the applications of his operational calculus to problems of physical importance, Oliver Heaviside, in the course of his heuristic processes, encountered fractional powers of p . Since his use of the operational method was based on the interpretation of p as the derivative operator and $1/p$ as the integral operator, there was some trepidation by the followers of Heaviside in interpreting fractional powers of p .

In Chap. XII, a discussion of the gamma function based on the Euler integral

$$(4.5) \quad \Gamma(n) = \int_0^{\infty} x^{n-1} e^{-x} dx \quad n > 0$$

was given. This integral converges for n positive and defines the function $\Gamma(n)$.

By direct evaluation, we have

$$(4.6) \quad \Gamma(1) = 1$$

and by an integration by parts, the recursion relation

$$(4.7) \quad \Gamma(n) = \frac{\Gamma(n+1)}{\Gamma(n)}$$

The integral and the recursion formula taken together define the gamma function for all values of n .

If we now place

$$(4.8) \quad x = pt$$

in (4.5), we have

$$(4.9) \quad \Gamma(n) = p^n \int_0^{\infty} e^{-pt} t^{n-1} dt$$

or

$$(4.10) \quad \frac{\Gamma(n)}{p^{n-1}} = p \int_0^{\infty} e^{-pt} t^{n-1} dt$$

Comparing this with the basic Laplace transform integral (4.1), we have

$$(4.11) \quad Lt^{n-1} = \frac{\Gamma(n)}{p^{n-1}} \quad n > 0$$

if we let

$$(4.12) \quad n - 1 = m$$

we have

$$(4.13) \quad L^{-1} \frac{1}{p^m} = \frac{t^m}{\Gamma(m+1)} \quad m > -1$$

It will be shown in a later section that this formula holds for *any* m . This equation is more symmetrically written in terms of Gauss's π function

$$(4.14) \quad \pi(m) = \Gamma(m+1)$$

in the form

$$(4.15) \quad L^{-1} p^{-m} = \frac{t^m}{\pi(m)}$$

when m is a positive integer we have

$$(4.16) \quad \pi(m) = m!$$

and when m is a negative integer $\pi(m)$ is infinite. We thus have

$$(4.17) \quad L^{-1} \frac{1}{p^m} = \frac{t^m}{m!} \quad m \text{ a positive integer}$$

By the use of Eq. (4.13) and a table of gamma functions, the transforms of fractional powers of p may be readily computed. As an example, since

$$(4.18) \quad \Gamma\left(\frac{1}{2}\right) = \sqrt{\pi}$$

we have from (4.13)

$$(4.19) \quad L^{-1} p^{-\frac{1}{2}} = \frac{t^{-\frac{1}{2}}}{\sqrt{\pi}} = \frac{1}{\sqrt{\pi t}}$$

5. Calculation of Inverse Transforms. The problem of computing the inverse transform of a function $g(p)$ by the use of the equation

$$(5.1) \quad F(t) = \frac{1}{2\pi j} \int_{c-j\infty}^{c+j\infty} \frac{g(p)}{p} e^{pt} dp$$

will now be considered.

The line integral for $F(t)$ is usually evaluated by transforming it into a closed contour and applying the calculus of residues discussed in Chap. XIX. The contour usually chosen is shown in Fig. 5.1.

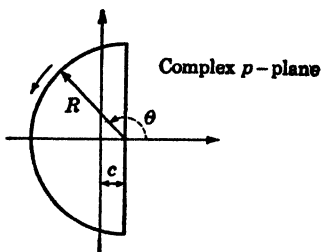


FIG. 5.1.

Let us take as the closed contour s the straight line parallel to the axis of imaginaries and at a distance c to the right of it and the infinite semicircle whose center is at $(c, 0)$. We then have

$$(5.2) \quad \oint_s \frac{e^{pt}g(p)}{p} dp = \int_{c-j\infty}^{c+j\infty} \frac{e^{pt}g(p)}{p} dp + \int_{\infty}^0 \frac{e^{pt}g(p)}{p} dp$$

where c is chosen great enough so that all the singularities of the integral lie to the left of the straight line along which the integral from $c - j\infty$ to $c + j\infty$ is taken.

The evaluation of the contour integral along the contour s is greatly facilitated by the use of Jordan's lemma (Sec. 15, Chap. XIX), which in this case may be stated in the following form:

Let $\phi(p)$ be an integrable function of the complex variable p such that

$$(5.3) \quad \lim_{|p| \rightarrow \infty} |\phi(p)| = 0$$

then

$$(5.4) \quad \lim_{R \rightarrow \infty} \left| \int_{s_0} e^{pt} \phi(p) dp \right| = 0 \quad t > 0$$

It usually happens in practice that the function

$$(5.5) \quad \phi(p) = \frac{g(p)}{p}$$

has such properties that Jordan's lemma is applicable, in such a case the integral around the infinite semicircle in (5.2) vanishes and we have

$$(5.6) \quad F(t) = \frac{1}{2\pi j} \int_{c-j\infty}^{c+j\infty} \frac{g(p)}{p} e^{pt} dp = \frac{1}{2\pi j} \oint_s \frac{e^{pt} g(p)}{p} dp$$

Now by Cauchy's residue theorem (Sec. 9, Chap. XIX), we have

$$(5.7) \quad \oint_s \frac{e^{pt} g(p)}{p} dp = 2\pi j \sum \text{Res of } \frac{e^{pt} g(p)}{p} \text{ inside } s$$

Hence by (5.6) we have

$$(5.8) \quad F(t) = \sum \text{Res of } \frac{e^{pt} g(p)}{p} \text{ inside } s$$

If the function $e^{pt}g(p)/p$ is not single-valued within the contour s and possesses branch points within s , it may be made single-valued by introducing suitable cuts and then applying the residue theorem.

As an example of the computation of an inverse transform, let us consider the determination of the inverse transform of

$$(5.9) \quad g(p) = \frac{p}{(p^2 + a^2)} = LF(t)$$

This function clearly satisfies the condition imposed by Jordan's lemma. Hence $F(t)$ is given by (5.8) in the form

$$(5.10) \quad F(t) = \sum \text{Res of } \frac{e^{pt}}{(p^2 + a^2)}$$

The poles of $\frac{e^{pt}}{p^2 + a^2}$ are at

$$(5.11) \quad p = \pm ja$$

By Sec. 12, Chap. XIX, we have

$$(5.12) \quad \text{Res}_{p=ja} \frac{e^{pt}}{(p^2 + a^2)} = \frac{e^{jat}}{2ja}$$

Similarly, we have

$$(5.13) \quad \text{Res}_{p=-ja} \frac{e^{pt}}{p^2 + a^2} = \frac{-e^{-jat}}{2ja}$$

Hence

$$(5.14) \quad \left(F(t) = \frac{1}{a} \frac{e^{iat} - e^{-jat}}{2j} \right) = \frac{\sin at}{a}$$

As another example, consider

$$(5.15) \quad L^{-1}g(p) = \frac{p\omega}{(p+a)^2 + \omega^2} = F(t)$$

This function also satisfies the condition of Jordan's lemma. We must compute the sum of the residues of

$$(5.16) \quad \phi(p) = \frac{e^{pt}\omega}{(p+a)^2 + \omega^2}$$

The poles of this function are at

$$(5.17) \quad p = -a \pm j\omega$$

The sum of the residues at these poles is

$$(5.18) \quad \frac{e^{-at}e^{j\omega t}}{2j\omega} - \frac{e^{-at}e^{-j\omega t}}{2j\omega} = e^{-at} \sin \omega t = F(t)$$

6. The Modified Integral. Let us consider the fundamental integral of the inverse transform

$$(6.1) \quad F(t) = \frac{1}{2\pi j} \int_{c-j\infty}^{c+j\infty} \frac{g(p)}{p} e^{pt} dp$$

Now if we perform a formal differentiation under the integral sign with respect to t , we have

$$(6.2) \quad \frac{dF}{dt} = \frac{1}{2\pi j} \int_{c-j\infty}^{c+j\infty} \frac{pg(p)}{p} e^{pt} dp$$

and we see that differentiation introduces a factor of p before $g(p)$. In many cases, however, the new integral does not converge uniformly.

In such cases, the process of differentiation cannot be performed in this manner, since for the operation to be valid the new integral must converge uniformly. It is possible, however, to modify the original integral in such a way that the procedure is correct. This may be done provided that $g(p)$ satisfies certain conditions. The conditions that are usually fulfilled in practice are the following:

- (a) $g(p)/p$ is analytic in the region to the right of the straight lines L_1 and L_2 . $p = c + re^{j\theta}$ and $p = c + re^{-j\theta}$ where $\pi/2 < \theta \leq \pi$.

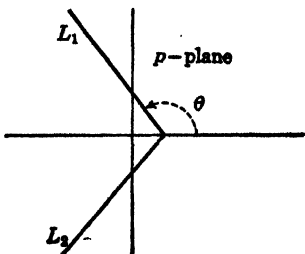


FIG. 6.1.

- (b) $g(p)/p$ tends uniformly to zero as

$|p| \rightarrow \infty$ in this region, see Fig. 6.1.

It is possible, when these conditions hold, to complete the line integral by the way of an infinite semicircle convex to the left and with center at $(c,0)$ as before. Then, since no singularities are traversed, the path of integration may be changed into two straight lines L_1 and L_2 , as shown in Fig. 6.1. This integral along L_1 and L_2 is called the modified integral.

The modified integral is easily proved uniformly convergent for all positive values of t and also integrals of the type

$$(6.3) \quad I = \frac{1}{2\pi j} \int_{L_1, L_2} \frac{Q(p)g(p)}{p} e^{pt} dp$$

where $Q(p)$ is a function that in the region under consideration increases at most as a power of p when p tends to infinity may also be proved uniformly convergent.

In Sec. 4, the relation

$$(6.4) \quad L^{-1} \frac{1}{p^m} = \frac{t^m}{\Gamma(m+1)} \quad m > -1$$

was derived.

We shall now remove the above restriction on m and obtain a general formula of the form

$$(6.5) \quad L^{-1} \frac{1}{p^r} = \frac{t^r}{\Gamma(r+1)}$$

valid for all values of r .

If we begin with the restricted result (6.4), we have

$$(6.6) \quad \frac{t^m}{\Gamma(m+1)} = \frac{1}{2\pi j} \int_{c-j}^{c+j} \frac{e^{pt}}{p^{m+1}} dp \quad m > -1$$

If $m > -1$, the function

$$(6.7) \quad \frac{g(p)}{p} = \frac{1}{p^{m+1}}$$

tends to zero uniformly as $|p| \rightarrow \infty$. Hence we are permitted to differentiate (6.6) with respect to t s times under the integral sign.

We thus obtain:

$$(6.8) \quad \frac{m(m-1) \cdots (m-s+1)t^{m-s}}{\Gamma(m+1)} = \frac{1}{2\pi j} \int_{c-j}^{c+j} \frac{e^{pt} p^s}{p^{m+1}} dp$$

Hence we have

$$(6.9) \quad L^{-1} \frac{p^s}{p^m} = \frac{m(m-1) \cdots (m-s+1)}{\Gamma(m+1)} t^{m-s}$$

where

$$(6.10) \quad m > -1$$

Now by the fundamental recursion formula of the Gamma functions, we have

$$(6.11) \quad m(m-1) \cdots (m-s+1) = \frac{\Gamma(m+1)}{\Gamma(m-s+1)}$$

Therefore, we may write (6.9) in the form

$$(6.12) \quad L^{-1} \frac{1}{p^{m-s}} = \frac{\Gamma(m+1)t^{m-s}}{\Gamma(m+1)\Gamma(m-s+1)}$$

Now if we let

$$(6.13) \quad m-s=r$$

we may write (6.12) in the form

$$(6.14) \quad L^{-1} \frac{1}{p^r} = \frac{t^r}{\Gamma(r+1)}$$

for all values of r except negative integers. If r is a negative integer, let us place

$$(6.15) \quad r = -q$$

We then have

$$(6.16) \quad L^{-1}p^q = \frac{1}{2\pi j} \int_{c-j\infty}^{c+j\infty} e^{pt} p^{q-1} dp = 0 \quad \text{for } t > 0$$

$q = 1, 2, \dots$

This result follows from the fact that the integrand in (6.16) has no poles in the finite part of the p plane. Now since $\Gamma(r+1)$ is infinite when r is a negative integer, it is seen that we have

$$(6.17) \quad L^{-1} \frac{1}{p^r} = \frac{t^r}{\Gamma(r+1)} \quad \text{if } t > 0$$

for all values of r .

Although (6.17) holds for all values of r when $t > 0$, the inverse transforms of *positive powers* of p are not zero at $t = 0$, but are of the nature of impulsive functions.

7. Impulsive Functions. The careful treatment of impulsive functions presents considerable difficulties and is beyond the scope of this discussion. However, many physical phenomena are of an impulsive nature. In electric-circuit theory, for example, we frequently encounter electromotive forces that are impulsive in character, and we desire to study the behavior of the electric currents produced by the applications of electromotive forces of this type to linear circuits. In mechanics, we frequently encounter problems in which a system is set in motion by the action of an impact or other impulsive force. Because

of the practical importance of forces of this type, a simple treatment of them will be given.

One of the most frequently encountered functions is the Dirac function $\delta(t)$. This function is defined to be zero if $t \neq 0$ and to be infinite at $t = 0$ in such a way that

$$(7.1) \quad \int_{-\infty}^{+\infty} \delta(t) dt = 1$$

This is a concise manner of expressing a function that is very large in a very small region, zero outside this region, and has a unit area. Let us consider the function $\delta(t)$ that has the following values:

$$(7.2) \quad \delta(t) = \begin{cases} 0 & t \leq 0 \\ \frac{1}{\epsilon} & 0 < t < \epsilon \\ 0 & t > \epsilon \end{cases}$$

where ϵ may be made as small as we please. This function possesses the property (7.1).

We now prove the following:

$$(7.3) \quad \int_{-\infty}^{+\infty} F(t)\delta(t-a) dt = F(a)$$

provided that $F(t)$ is continuous. The proof of this follows from (7.2), so that we have

$$(7.4) \quad \begin{aligned} \int_{-\infty}^{+\infty} F(t)\delta(t-a) dt &= \frac{1}{\epsilon} \int_a^{a+\epsilon} F(t) dt \\ &= F(a + \theta\epsilon) \quad \text{where } 0 < \theta < 1 \end{aligned}$$

Now since by hypothesis $F(t)$ is continuous, we have

$$(7.5) \quad \lim_{\epsilon \rightarrow 0} F(a + \theta\epsilon) = F(a)$$

Hence the result (7.3) follows. As an application of (7.3), let us compute the Laplacian transform of $\delta(t)$. We have

$$(7.6) \quad L(t) = p \int_0^{\infty} e^{-pt}\delta(t) dt = p$$

so that the Laplace transform of the Dirac function is p .

As an example of the use of the $\delta(t)$ function, let us consider the effect produced when a particle of mass m situated at the origin is acted upon by an impulse F_0 applied to the mass at $t = 0$. If the impulse acts in the x direction, the equation of motion is

$$(7.7) \quad m \frac{d^2x}{dt^2} = F_0\delta(t)$$

Let

$$(7.8) \quad Lx = y$$

Now if the mass is at $x = 0$ at $t = 0$ and has no initial velocity, we have

$$(7.9) \quad L \frac{d^2x}{dt^2} = p^2y$$

Hence Eq. (7.7) is transformed into

$$(7.10) \quad mp^2y = F_0p$$

Therefore

$$(7.11) \quad y = \frac{F_0}{mp}$$

and hence

$$(7.12) \quad x = L^{-1}y = \frac{F_0}{m} t$$

As another example, consider a series circuit consisting of an inductance L in series with a capacitance c . Initially, the circuit has zero current and the condenser is discharged. At $t = 0$, an electromotive force of very large voltage is applied for a very short time so that it may be expressed in the form $E_0\delta(t)$. It is required to determine the subsequent current in the system.

The differential equation of governing the current in the circuit is

$$(7.13) \quad L \frac{di}{dt} + \frac{q}{C} = E_0\delta(t)$$

where

$$(7.14) \quad i = \frac{dq}{dt}$$

Now let

$$(7.15) \quad Li = I, \quad Lq = Q$$

Therefore (7.14) transforms into

$$(7.16) \quad \left(Lp + \frac{1}{Cp} \right) I = E_0p$$

Hence

$$(7.17) \quad I = \frac{E_0}{L} \frac{p^2}{(p^2 + \omega_0^2)}$$

where

$$(7.18) \quad \omega_0 = \frac{1}{\sqrt{LC}}$$

From the table of transforms, we have

$$(7.19) \quad L^{-1} \frac{p^2}{(p^2 + \omega_0^2)} = \cos \omega_0 t$$

Hence

$$(7.20) \quad L^{-1}I = i = \frac{E_0}{L} \cos \omega_0 t$$

8. Heaviside's Rules. In Heaviside's application of his operational method to the solution of physical problems, he made frequent and skillful use of certain procedures in order to interpret his "resistance operators." These procedures were known as "Heaviside's rules" in the early history of the subject. At that time there appears to have been much controversy over the justification of these rules. Viewed from the Laplacian transform point of view, the proof of these powerful rules is seen to be most simple.

a. Heaviside's Expansion Theorem. Heaviside's first rule is commonly known as Heaviside's expansion theorem or the "partial-fraction" rule. In its usual form, it may be stated as follows:

If $g(p)$ has the form

$$(8.1) \quad g(p) = \frac{N(p)}{\phi(p)}$$

where $N(p)$ and $\phi(p)$ are polynomials in p and the degree of $\phi(p)$ is at least as high as the degree of $N(p)$ and, in addition, the polynomial $\phi(p)$ has n distinct zeros, p_1, p_2, \dots, p_n and $p = 0$ is *not* a zero of $\phi(p)$, we then have

$$(8.2) \quad L^{-1} \frac{N(p)}{\phi(p)} = \frac{1}{2\pi j} \int_{c-j\infty}^{c+j\infty} \frac{N(p)e^{pt} dp}{p\phi(p)} \\ = \sum \text{Res of } \frac{N(p)e^{pt}}{p\phi(p)}$$

by the Cauchy residue theorem since in this case the integrand satisfies the conditions of Jordan's lemma and the contribution over the infinite semicircle to the left of the path of integration vanishes.

We now compute the residues by the methods of Sec. 12, Chap. XIX. Now if $p_1, p_2, p_3, \dots, p_n$ are n distinct zeros of $\phi(p)$, then the points $p = 0, p = p_1, p = p_2, \dots, p = p_n$ are simple poles of the function $N(p)e^{pt}/p\phi(p)$.

The residue at the simple pole $p = 0$ is

$$(8.3) \quad \lim_{p \rightarrow 0} \frac{pN(p)e^{pt}}{p\phi(p)} = \frac{N(0)}{\phi(0)}$$

The residue at the simple pole $p = p_r$ is

$$(8.4) \quad \lim_{p \rightarrow p_r} \frac{N(p)e^{pt}}{p\phi'(p)} = \frac{N(p_r)e^{p_r t}}{p_r\phi'(p_r)}$$

where

$$(8.5) \quad \phi'(p_r) = \frac{d\phi}{dp}_{p=p_r}$$

It follows from (8.2) that

$$(8.6) \quad L^{-1} \frac{N(p)}{\phi(p)} = \frac{N(0)}{\phi(0)} + \sum_{r=1}^{r=n} \frac{N(p)e^{p_r t}}{p_r\phi'(p_r)}$$

This result is called the Heaviside expansion theorem and is frequently used to obtain inverse transforms of the ratios of two polynomials. As a simple application of the expansion theorem, let it be required to determine the inverse transform of

$$(8.7) \quad \frac{p^2}{p^2 + a^2} = \frac{N(p)}{\phi(p)}$$

In this case the zeros of $\phi(p)$ are

$$(8.8) \quad p = \pm ja$$

We also have

$$(8.9) \quad \frac{N(0)}{\phi(0)} = 0$$

and

$$(8.10) \quad \phi'(p) = 2p$$

Hence substituting in (8.6), we obtain

$$(8.11) \quad \begin{aligned} L^{-1} \frac{p^2}{p^2 + a^2} &= \frac{-a^2 e^{jat}}{-2a^2} + \frac{-a^2 e^{-jat}}{-2a^2} \\ &= \frac{e^{jat} + e^{-jat}}{2} = \cos(at) \end{aligned}$$

An Extension of Heaviside's Expansion Theorem. Heaviside's expansion theorem as stated above is of use in evaluating the inverse transforms of ratios of polynomials in p . The expansion theorem is sometimes used to compute the inverse transforms of certain transcendental functions in p that have simple poles and that satisfy the conditions of Jordan's lemma so that the path of integration may be closed to the left by an infinite semicircle. In this case the result

$$(8.12) \quad L^{-1}g(p) = \sum \operatorname{Res} \text{ of } \frac{g(p)e^{pt}}{p}$$

is applicable. If the poles of $g(p)$ are simple poles at $p = p_1, p = p_2, \dots, p = p_r, \dots$ and $p = 0$ is not a pole, then Eq. (8.12) is very similar to the Heaviside expansion theorem (8.6).

As an example of this, consider the function

$$(8.13) \quad g(p) = \tanh \frac{Tp}{2} = \frac{\sinh Tp/2}{\cosh Tp/2}$$

where T is real and positive. The poles of this function are at

$$(8.14) \quad \cosh \frac{Tp}{2} = 0$$

or

$$(8.15) \quad p_k = \frac{(2k + 1)\pi j}{T} \quad k = 0, \pm 1, \pm 2, \dots$$

The fact that these poles are simple poles follows from the fact that the derivative of $\cosh Tp/2$ with respect to p does not have zeros at these points. The function

$$(8.16) \quad \frac{e^{pt} \tanh \frac{Tp}{2}}{p}$$

satisfies the condition of Jordan's lemma since

$$(8.17) \quad \lim_{|p| \rightarrow \infty} \tanh \frac{Tp}{2} = 1$$

We thus have by (8.12)

$$(8.18) \quad L^{-1}y(p) = \sum_{k=-\infty}^{k=+\infty} \frac{e^{pk} \sinh \frac{p_k T}{2}}{p_k \frac{T}{2} \sinh \frac{p_k T}{2}}$$

This expression reduces to

$$(8.19) \quad L^{-1}g(p) = \frac{2}{T} \sum_{k=-\infty}^{k=+\infty} \frac{e^{pk}}{p_k}$$

Substituting (8.15) into (8.19), we finally obtain

$$(8.20) \quad L^{-1} \tanh \frac{Tp}{2} = \frac{1}{\pi} \sum_{s=1}^{s=\infty} \frac{1}{s} \sin \frac{s\pi t}{T} \quad s \text{ odd}$$

It is thus seen that the result (8.12) is more general than the Heaviside expansion theorem, but when applied to functions whose poles are simple and that have no singularity at the origin, then (8.13) has a close resemblance to the Heaviside expansion theorem.

b. Heaviside's Second Rule. Heaviside made frequent use of the following result:

$$(8.21) \quad L^{-1} \sum_{n=0}^{\infty} \frac{a_n}{p^n} = \sum_{n=0}^{\infty} a_n \frac{t^n}{n!}$$

where the series $\sum_{n=0}^{\infty} \frac{a_n}{p^n}$ is a convergent series of negative powers of p .

This result is obtained by term by term substitution of

$$(8.22) \quad L^{-1} \frac{1}{p^n} = \frac{t^n}{n!} \quad \text{for } n \text{ a positive integer}$$

c. Heaviside's Third Rule. This concerns the transform of the series

$$(8.23) \quad g(p) = \sum_{n=0}^{\infty} a_n p^n + p^{\frac{1}{2}} \sum_{n=0}^{\infty} b_n p^n$$

By making use of the fact that

$$(8.24) \quad L^{-1} \frac{1}{p^r} = \frac{t^r}{\Gamma(r+1)}$$

and the facts that

$$(8.25) \quad \Gamma\left(\frac{1}{2}\right) = \sqrt{\pi}$$

and

$$(8.26) \quad L^{-1} p^s = 0 \quad \text{for } t > 0 \quad s = 1, 2, 3, \dots$$

we have directly

$$(8.27) \quad L^{-1} g(p) = a_0 + \frac{1}{\sqrt{\pi t}} \left[b_0 + \frac{b_1}{2t} + \frac{1 \cdot 3 b_2}{(2t)^2} - \frac{1 \cdot 3 \cdot 5 b_3}{(2t)^3} + \dots \right]$$

for $t > 0$

By arranging the transform of a function in the form (8.23), Heaviside was able to obtain the asymptotic expansion of certain functions valid for large values of t .

9. The Transforms of Periodic Functions. Let $F(t)$ be a periodic function with fundamental period T , that is,

$$(9.1) \quad F(t + T) = F(t) \quad t > 0$$

If $F(t)$ is sectionally continuous over a period $0 < t < T$, then its direct Laplace transform is given by

$$\begin{aligned}
 (9.2) \quad LF(t) &= p \int_0^{\infty} e^{-pt} F(t) dt \\
 &= p \sum_{n=0}^{\infty} \int_{nT}^{(n+1)T} e^{-pt} F(t) dt
 \end{aligned}$$

If we now let

$$(9.3) \quad u = t - nT$$

and realize that as a consequence of the periodicity of the function $F(t)$, we have

$$(9.4) \quad F(u + nT) = F(u)$$

In view of this, we may write (9.2) in the form

$$(9.5) \quad LF(t) = p \sum_{n=0}^{\infty} e^{-nTp} \int_0^T e^{-pn} F(u) du$$

We also have the well-known result

$$(9.6) \quad \sum_{n=0}^{\infty} e^{-nTp} = \frac{1}{1 - e^{-Tp}}$$

Hence we may write (9.5) in the form

$$(9.7) \quad LF(t) = \frac{p}{(1 - e^{-Tp})} \int_0^T e^{-pt} F(t) dt$$

Let us apply this formula to obtain the transform of the "meander function" of Fig. 9.1.

In this case we have

$$\begin{aligned}
 (9.8) \quad p \int_0^T F(t) e^{-pt} dt &= p \int_0^a e^{-pt} dt - p \int_a^{2a} e^{-pt} dt \\
 &= 1 - e^{-pa} - e^{-pa} + e^{-2pa} \\
 &= 1 - 2e^{-pa} + e^{-2pa} = (1 - e^{-pa})^2
 \end{aligned}$$

Hence substituting this into (9.7), we have

$$\begin{aligned}
 (9.9) \quad LF(t) &= \frac{(1 - e^{-pa})^2}{(1 - e^{-2ap})} = \frac{(1 - e^{-pa})}{(1 + e^{-pa})} \\
 &= \frac{e^{\frac{pa}{2}} - e^{-\frac{pa}{2}}}{e^{\frac{pa}{2}} + e^{-\frac{pa}{2}}} = \frac{\sinh \frac{pa}{2}}{\cosh \frac{pa}{2}} = \tanh \frac{ap}{2}
 \end{aligned}$$

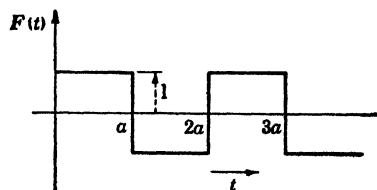


FIG. 9.1.

Using the results of (8.20), we have

$$(9.10) \quad F(t) = L^{-1} \tanh \frac{ap}{2} = \frac{4}{\pi} \sum_{s=1}^{s=\infty} \frac{1}{s} \sin \frac{s\pi t}{a} \quad s \text{ odd}$$

This is the Fourier series expansion of the function meander function.

As another example, consider the function $F(t)$ defined by

$$(9.11) \quad F(t) = \begin{cases} \sin t & 0 < t < \pi \\ 0 & \pi < t < 2\pi \end{cases}$$

This function is given graphically by Fig. 9.2.

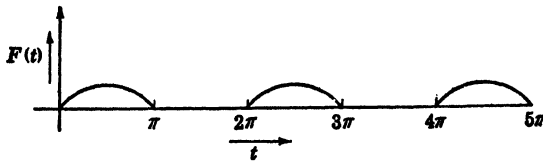


FIG. 9.2.

This function is of importance in the theory of half-wave rectification. In this case, the fundamental period is 2π . To obtain the transform of this function, we have

$$(9.12) \quad p \int_0^{\pi} e^{-pt} \sin t \, dt = \frac{p}{(p^2 + 1)} (1 + e^{-p\pi})$$

Hence by Eq. (9.7), we obtain

$$(9.13) \quad LF(t) = \frac{p}{(p^2 + 1)} \frac{(1 + e^{-p\pi})}{(1 - e^{-2p\pi})} = \frac{p}{(p^2 + 1)(1 - e^{-2p\pi})}$$

10. Application of the Operational Calculus to the Solution of Partial Differential Equations. We have seen in Chap. VI the manner in which the Laplace transform may be used to obtain the solution of ordinary differential equations with constant coefficients.

The basic principle of the method is to introduce a Laplacian Transformation with respect to the independent variable and in this manner obtain an algebraic equation for the transform of the dependent variable. The determination of the inverse transform either by a calculation of the complex Bromwich integral or by a consultation of a table of transforms then supplies the solution to the problem.

The use of the Laplace transform in the solution of linear partial differential equations with constant coefficients will now be illustrated by some examples.

a. *The Dissipationless Transmission Line.* As an example of the transform method of solution of partial differential equations, let us consider the following problem. Consider the short-circuited electrical transmission line of Fig. 10.1.

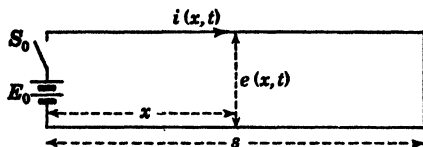


FIG. 10.1.

Let the line have a length of s , and let it be assumed that the conductors of the line are perfect and that the insulation between the conductors is perfect. In this case, the series resistance R of the line is zero and the leakage conductance G is also zero. Let L be the inductance per unit length of the line and C the capacitance per unit length. The equations governing the distribution of potential and current along the line are (see Chap. 16, Sec. 10)

$$(10.1) \quad -\frac{\partial e}{\partial x} = L \frac{\partial i}{\partial t}$$

$$(10.2) \quad -\frac{\partial i}{\partial x} = C \frac{\partial e}{\partial t}$$

At $t = 0$, the switch S_0 is closed and it is desired to determine the subsequent distribution of current and potential along the line.

In order to solve this problem by the Laplacian transform method, let us introduce the following transforms with respect to the independent variable t :

$$(10.3) \quad \mathcal{L}e(x,t) = E(x,p)$$

$$(10.4) \quad \mathcal{L}i(x,t) = I(x,p)$$

Since the initial current and potential distribution of the line is assumed to be zero, we have

$$(10.5) \quad \mathcal{L} \frac{\partial i}{\partial t} = pI$$

$$(10.6) \quad \mathcal{L} \frac{\partial e}{\partial t} = pE$$

Now since in the transformations (10.3) and (10.4) x is a parameter, it follows that

$$(10.7) \quad \mathcal{L} \frac{\partial e}{\partial x} = \frac{dE}{dx}$$

and

$$(10.8) \quad \mathcal{L} \frac{\partial i}{\partial x} = \frac{dI}{dx}$$

Therefore, the Eqs. (10.1) and (10.2) transform into

$$(10.9) \quad -\frac{dE}{dx} = LpI$$

$$(10.10) \quad -\frac{dI}{dx} = CpE$$

Eliminating I from these two equations, we obtain

$$(10.11) \quad \frac{d^2E}{dx^2} = LCp^2E$$

Eliminating E , we have

$$(10.12) \quad \frac{d^2I}{dx^2} = LCp^2I$$

If we let

$$(10.13) \quad v = \frac{1}{\sqrt{LC}}$$

Eq. (10.11) becomes

$$(10.14) \quad \frac{d^2E}{dx^2} = \frac{p^2}{v^2} E$$

This is an ordinary differential equation with constant coefficients, and its solution is

$$(10.15) \quad E = A_1 e^{-\frac{px}{v}} + A_2 e^{+\frac{px}{v}}$$

where A_1 and A_2 are arbitrary constants.

In order to determine A_1 and A_2 , we use the boundary conditions

$$(10.16) \quad \begin{cases} E = E_0 & x = 0 \\ x = 0 & x = s \end{cases}$$

Using these conditions, we obtain the two simultaneous linear equations

$$(10.17) \quad \begin{cases} E_0 = A_1 + A_2 \\ 0 = A_1 e^{-\frac{ps}{v}} + A_2 e^{\frac{ps}{v}} \end{cases}$$

Hence

$$(10.18) \quad A_1 = \frac{\begin{vmatrix} E_0 & 1 \\ 0 & e^{\frac{ps}{v}} \end{vmatrix}}{\begin{vmatrix} 1 & 1 \\ e^{-\frac{ps}{v}} & e^{\frac{ps}{v}} \end{vmatrix}} = \frac{E_0 e^{\frac{ps}{v}}}{e^{\frac{ps}{v}} - e^{-\frac{ps}{v}}}$$

and

$$(10.19) \quad A_2 = \frac{\begin{vmatrix} 1 & E_0 \\ e^{-\frac{ps}{v}} & 0 \end{vmatrix}}{\frac{ps}{e^{\frac{ps}{v}}} - e^{-\frac{ps}{v}}} = \frac{-E_0 e^{-\frac{ps}{v}}}{\frac{ps}{e^{\frac{ps}{v}}} - e^{-\frac{ps}{v}}}$$

Hence with these values of the constants A_1 and A_2 , (10.15) becomes

$$(10.20) \quad E(x,p) = \frac{E_0}{\left(\frac{ps}{e^{\frac{ps}{v}}} - e^{-\frac{ps}{v}}\right)} \left[e^{-\frac{p}{v}(x-s)} - e^{+\frac{p}{v}(x-s)} \right]$$

Waves along an Infinite Line. Before obtaining the inverse transform of (10.20), let us consider the solution for $s \rightarrow \infty$ so that the line is of infinite length. In that case we have

$$(10.21) \quad \lim_{s \rightarrow \infty} E(x,p) = E_0 e^{-\frac{px}{v}}$$

To calculate the inverse transform of this we make use of the following theorem: If

$$(10.22) \quad L^{-1}g(p) = h(t)$$

then

$$L^{-1}e^{-kp} = \begin{cases} 0 & t < k \\ h(t-k) & t > k \end{cases} \quad k > 0$$

Hence we have

$$(10.23) \quad L^{-1}E_0 e^{-\frac{px}{v}} = \begin{cases} 0 & t < \frac{x}{v} \\ E_0 & t > \frac{x}{v} \end{cases}$$

This represents a potential wave traveling with velocity v to the right end of amplitude E_0 as shown in Fig. 10.2.



FIG. 10.2.

Now in order to determine the inverse transform of (10.20), let us multiply the numer-

ator and denominator of (10.20) by $e^{-\frac{ps}{v}}$, and we then obtain

$$(10.24) \quad E(x,p) = \frac{E_0}{\left(1 - e^{-\frac{2ps}{v}}\right)} \left[e^{-\frac{px}{v}} - e^{-\frac{p}{v}(2s-x)} \right]$$

Now we have

$$(10.25) \quad \frac{1}{1 - e^{-\frac{2ps}{v}}} = 1 + e^{-\frac{2ps}{v}} + e^{-\frac{4ps}{v}} + e^{-\frac{6ps}{v}} + \dots$$

Hence we may write (10.21) in the form

$$(10.26) \quad E(x,p) = E_0(e^{-\frac{px}{v}} + e^{-\frac{p}{v}(x+2s)} + e^{-\frac{p}{v}(x+4s)} + \dots) - E_0(e^{-\frac{p}{v}(2s-x)} + e^{-\frac{p}{v}(4s-x)} + e^{-\frac{p}{v}(6s-x)} + \dots)$$

We may interpret the various terms as traveling waves. The first group of terms represent waves traveling to the right with a velocity v , while the second group of terms represent waves that have been reflected at the short-circuited end and are traveling to the left with a velocity of v .

The course of events is interpreted graphically in Fig. 10.3.

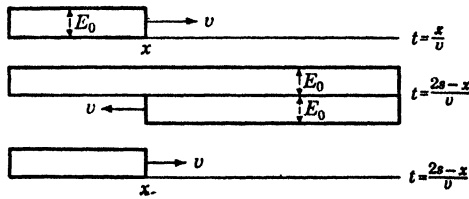


FIG. 10.3.

The system of reflected waves keeps the end at $x = s$ at potential zero and the end $x = 0$ at potential E_0 .

To obtain the current waves, we may use Eq. (10.9) and write it in the form

$$(10.27) \quad I = -\frac{1}{Lp} \frac{dE}{dx}$$

Differentiating (10.23), we have

$$(10.28) \quad \frac{dE}{dx} = -\frac{pE_0}{v} (e^{-\frac{px}{v}} + e^{-\frac{p}{v}(x+2s)} + e^{-\frac{p}{v}(x+4s)} + \dots) - \frac{pE_0}{v} (e^{-\frac{p}{v}(2s-x)} + e^{-\frac{p}{v}(4s-x)} + e^{-\frac{p}{v}(6s-x)} + \dots)$$

Since

$$(10.29) \quad Lv = L \frac{1}{\sqrt{LC}} = \sqrt{\frac{L}{C}} = Z_0$$

the characteristic impedance of the line, we have from (10.24) and (10.25)

$$(10.30) \quad I(x,p) = \frac{E_0}{Z_0} (e^{-\frac{px}{v}} + e^{-\frac{p}{v}(2s-x)} + e^{-\frac{p}{v}(x+2s)} + e^{-\frac{p}{v}(4s-x)} + \dots)$$

It is interesting to compute the current at the short-circuited end $x = s$. Placing $x = s$ in (10.26), we have

$$\begin{aligned}
 (10.31) \quad I(s,p) &= \frac{E_0}{Z_0} (e^{-\frac{ps}{v}} + e^{-\frac{2ps}{v}} + e^{-\frac{3ps}{v}} + e^{-\frac{4ps}{v}} + \dots) \\
 &= \frac{2E_0}{Z_0} (e^{-\frac{ps}{v}} + e^{-\frac{3ps}{v}} + e^{-\frac{5ps}{v}} + \dots) = \mathcal{L}i(s,t)
 \end{aligned}$$

The inverse transform of (10.31) is given graphically in Fig. 10.4,

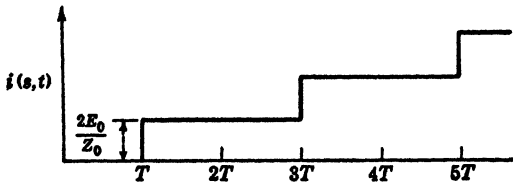


FIG. 10.4.

where

$$(10.32) \quad T = \frac{s}{v}$$

so that the current continues to increase in finite jumps of magnitude $2E_0/Z_0$.

b. *Linear Flow of Heat in a Semi-infinite Solid.* As another example of the use of the Laplacian Transformation in the solution of partial differential equations, let us consider the determination of the flow of heat into a semi-infinite solid, $x > 0$ (Fig. 10.5).

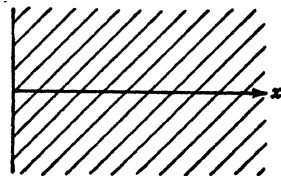


FIG. 10.5.

Initially, the solid is at temperature $v = 0$, and at $t = 0$ the boundary $x = 0$ is raised to a temperature v_0 . In order to determine the subsequent distribution of temperature in the solid, we must solve the heat-flow equation (Chap. XVIII)

$$(10.33) \quad \frac{\partial v}{\partial t} = h^2 \frac{\partial^2 v}{\partial x^2}$$

where h^2 is the thermometric conductivity of the solid and v the temperature, subject to the boundary conditions

$$(10.34) \quad \begin{cases} v = v_0 & x = 0 & t > 0 \\ v = 0 & x > 0 & t = 0 \end{cases}$$

To do this, let us introduce the Laplacian transform

$$(10.35) \quad Lv(x,t) = u(x,p)$$

Hence

$$(10.36) \quad L \frac{\partial v}{\partial t} = pu$$

because of the second condition of (10.34).

We also have

$$(10.37) \quad L\left(\frac{\partial^2 v}{\partial x^2}\right) = \frac{d^2 u}{dx^2}$$

Hence Eq. (10.33) transforms to

$$(10.38) \quad pu = h^2 \frac{d^2 u}{dx^2}$$

or

$$(10.39) \quad \frac{d^2 u}{dx^2} = \frac{p}{h^2} u$$

This is a linear equation with constant coefficients in the independent variable x . The general solution of (10.39) is

$$(10.40) \quad u = Ae^{-\sqrt{\frac{p}{h^2}}x} + Be^{+\sqrt{\frac{p}{h^2}}x}$$

Since the temperature cannot be infinite for infinite values of x , we must have

$$(10.41) \quad B = 0$$

Hence the solution reduces to

$$(10.42) \quad u = Ae^{-\sqrt{\frac{p}{h^2}}x}$$

Now since $v = v_0$ at $x = 0$, we must have

$$(10.43) \quad v_0 = A$$

Therefore

$$(10.44) \quad u = v_0 e^{-\sqrt{\frac{p}{h^2}}x} = Lv$$

To determine the inverse Laplacian transform of this expression, let

$$(10.45) \quad a = \frac{x}{h}$$

We must therefore determine

$$(10.46) \quad L^{-1}v_0 e^{-a\sqrt{p}} = v(x, t)$$

To do this, let us expand $e^{-a\sqrt{p}}$ into a Maclaurin series of the form

$$(10.47) \quad e^m = 1 + \frac{m}{1!} + \frac{m^2}{2!} + \frac{m^3}{3!} + \dots$$

Hence

$$(10.48) \quad e^{-a\sqrt{p}} = 1 - ap^{\frac{1}{2}} + \frac{a^2 p}{2!} - \frac{a^3 p^{\frac{3}{2}}}{3!} + \frac{a^4 p^2}{4!} - \frac{a^5 p^{\frac{5}{2}}}{5!} + \dots$$

We now compute the inverse transforms of each individual term by the fundamental relation

$$(10.49) \quad L^{-1}p^{-n} = \frac{t^n}{\Gamma(n+1)} \quad t > 0$$

The inverse transforms of all positive powers of p are zero for $t > 0$. Hence

$$(10.50) \quad L^{-1}e^{-a\sqrt{p}} = 1 - \frac{2}{\sqrt{\pi}} \left[\frac{a}{2\sqrt{t}} - \frac{1}{3} \left(\frac{a}{2\sqrt{t}} \right)^3 + \frac{1}{215} \left(\frac{a}{2\sqrt{t}} \right)^5 - \dots \right]$$

Now in Chap. XII, sec. 8, we considered the function

$$(10.51) \quad \text{erf}(w) = \frac{2}{\sqrt{\pi}} \int_0^w e^{-\theta^2} d\theta$$

where $\text{erf}(w)$ is the well-known "error function."

If we expand $e^{-\theta^2}$ in (10.51) and integrate term by term, we obtain

$$(10.52) \quad \text{erf}(w) = \frac{2}{\sqrt{\pi}} \left(w - \frac{w^3}{3 \cdot 1!} + \frac{w^5}{5 \cdot 2!} - \frac{w^7}{7 \cdot 3!} + \dots \right)$$

if we now let

$$(10.53) \quad w = \frac{a}{2\sqrt{t}}$$

we have on comparing (10.50) and (10.52)

$$(10.54) \quad L^{-1}e^{-a\sqrt{p}} = 1 - \text{erf} \left(\frac{a}{2\sqrt{t}} \right)$$

Hence in view of (10.44), the temperature in the solid is given by

$$(10.55) \quad v(x,t) = v_0 \left[1 - \text{erf} \left(\frac{x}{2h\sqrt{t}} \right) \right]$$

This equation shows how the temperature diffuses into the solid. The time required to produce a given rise of temperature at a distance x from the surface is proportional to x^2 . We notice the absence of wave phenomena in the increase in temperature.

c. The Oscillations of a Bar. As a further example of the method, let us consider the following problem. A uniform bar of length s is at rest in its equilibrium position with the end $x = 0$ fixed as shown in Fig. 10.6.




FIG. 10.6.

At $t = 0$, a constant force F_0 per unit area is applied at the free end. It is required to determine the subsequent state of motion of the bar.

If F_x is the stress at the point x of the bar, $u(x,t)$ the displacement, ρ the density of the bar, and E the Young's modulus, we have

$$(10.56) \quad F_x = E \frac{\partial u}{\partial x}$$

and the equation of motion is

$$(10.57) \quad \frac{\partial F_x}{\partial x} = \rho \frac{\partial^2 u}{\partial t^2} = E \frac{\partial^2 u}{\partial x^2}$$

Hence we have

$$(10.58) \quad \frac{\partial^2 u}{\partial x^2} = \frac{1}{c^2} \frac{\partial^2 u}{\partial t^2}$$

where

$$(10.59) \quad c = \sqrt{\frac{E}{\rho}}$$

Equation (10.58) determines the longitudinal displacement of the bar. The constant c is the velocity of sound in the bar.

The initial conditions of the problem are

$$(10.60) \quad \left. \begin{array}{l} u(x,t) = 0 \\ \frac{\partial u}{\partial t} = 0 \end{array} \right\} t = 0 \quad 0 < x < s$$

The boundary conditions are

$$(10.61) \quad \left\{ \begin{array}{l} u = 0 \\ x = 0 \\ t > 0 \end{array} \right. \quad \text{and} \quad \left\{ \begin{array}{l} \frac{\partial u}{\partial x} = \frac{F_0}{E} \\ x = s \\ t > 0 \end{array} \right.$$

To solve Eq. (10.58) by the Laplacian transform method, let

$$(10.62) \quad Lu(x,t) = v(x,p)$$

Then (10.58) transforms to

$$(10.63) \quad \frac{d^2 v}{dx^2} = \left(\frac{p}{c}\right)^2 v$$

The general solution of this equation is

$$(10.64) \quad v = Ae^{-\frac{p}{cx}} + Be^{+\frac{p}{cx}}$$

The boundary conditions of (10.64) are

$$(10.65) \quad \left\{ \begin{array}{l} v = 0 \\ x = 0 \end{array} \right. \quad \text{and} \quad \left\{ \begin{array}{l} \frac{dv}{dx} = \frac{F_0}{E} \\ x = s \end{array} \right.$$

Making use of the boundary conditions, we obtain

$$\begin{aligned}
 (10.66) \quad v &= \frac{F_0 c}{E p} \frac{\sinh \frac{p x}{c}}{\cosh \frac{p}{c}} \\
 &= \frac{F_0 c}{E p} \frac{e^{\frac{p x}{c}} - e^{-\frac{p x}{c}}}{\left(e^{\frac{p x}{c}} + e^{-\frac{p x}{c}}\right)} \\
 &= \frac{F_0 c}{E p} \frac{1 - e^{-\frac{2 p x}{c}}}{1 + e^{-\frac{2 p x}{c}}}
 \end{aligned}$$

Now we have

$$(10.67) \quad \frac{1}{1 + e^{-\frac{2 p x}{c}}} = 1 - e^{-\frac{2 p x}{c}} + e^{-\frac{4 p x}{c}} - e^{-\frac{6 p x}{c}} + \dots$$

Hence we may write (10.66) in the form

$$(10.68) \quad v = \frac{F_0 c}{E p} \left(1 - 2e^{-\frac{2 p x}{c}} + 2e^{-\frac{4 p x}{c}} - 2e^{-\frac{6 p x}{c}} + \dots\right)$$

Let us determine the motion of the end $x = s$. Placing $x = s$ in (10.68), we have

$$(10.69) \quad v(s, p) = \frac{F_0 c}{E p} \left(1 - 2e^{-\frac{2 s p}{c}} + 2e^{-\frac{4 s p}{c}} - 2e^{-\frac{6 s p}{c}} + \dots\right)$$

The inverse transform of (10.69) has the value

$$(10.70) \quad \begin{cases} u(s, t) = \frac{F_0 c}{E} t & 0 < t < \frac{2}{c} \\ u(s, t) = \frac{F_0 c}{E} t - \frac{2 F_0 c}{E} \left(t - \frac{2 s}{c}\right) & \frac{2 s}{c} < t < \frac{4 s}{c} \end{cases} \text{ etc.}$$

This is given graphically in Fig. 10.7.

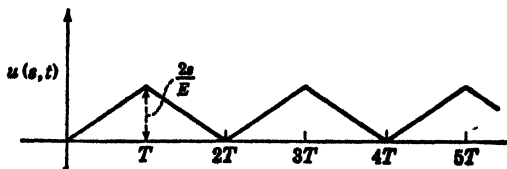


FIG. 10.7.

where

$$(10.71) \quad T = \frac{2s}{c}$$

It is thus seen that the end moves by jerks as shown in the Fig. 10.7.

The above examples illustrate the general procedure by which the solution of linear partial differential equations may be effected by the use of the Laplacian Transformation. For an extended discussion of the use of the method in this connection, the reader is referred to the references at the end of this chapter.

11. Evaluation of Integrals. The evaluation of certain definite integrals may be effected simply by the use of the Laplacian Transformation.

In this section we shall consider certain examples that illustrate the general procedure. Many integrals may be evaluated by the use of the following theorem:

If

$$(11.1) \quad Lh(t) = g(p)$$

then

$$(11.2) \quad \int_0^{\infty} \frac{g(p)}{p} dp = \int_0^{\infty} \frac{h(t)}{t} dt$$

This theorem may be proved in the following manner:

By hypothesis, we have

$$(11.3) \quad g(p) = p \int_0^{\infty} e^{-pt} h(t) dt$$

Therefore,

$$(11.4) \quad \begin{aligned} \int_0^{\infty} \frac{g(p)}{p} dp &= \int_0^{\infty} \left[\int_0^{\infty} e^{-pt} h(t) dt \right] dp \\ &= \int_0^{\infty} \int_0^{\infty} e^{-pt} h(t) dp dt \end{aligned}$$

provided that it is permissible to reverse the order of integration.

But we have

$$(11.5) \quad \int_0^{\infty} e^{-pt} dp = \frac{1}{t}$$

Hence we obtain

$$(11.6) \quad \int_0^{\infty} \frac{g(p)}{p} dp = \int_0^{\infty} \frac{h(t)}{t} dt$$

As an example of the use of this theorem, let it be required to evaluate the integral

$$(11.7) \quad \int_0^{\infty} \frac{\sin at}{t} dt \quad \text{where } a > 0$$

We have from the table of transforms

$$(11.8) \quad L \sin at = \frac{ap}{p^2 + a^2}$$

Hence by (11.6), we have

$$(11.9) \quad \int_0^{\infty} \frac{\sin at}{t} dt = \int_0^{\infty} \frac{a dp}{p^2 + a^2} = \tan^{-1} \left(\frac{p}{a} \right) \Big|_0^{\infty} \\ = \frac{\pi}{2}$$

As another example, consider the integral

$$(11.10) \quad \int_0^{\infty} \left(\frac{e^{-at} - e^{-bt}}{t} \right) dt$$

From the table of transforms, we have

$$(11.11) \quad L e^{-at} = \frac{p}{p+a} \quad L e^{-bt} = \frac{p}{p+b}$$

Hence by the use of (11.6) we have

$$(11.12) \quad \int_0^{\infty} \frac{(e^{-at} - e^{-bt})}{t} dt = \int_0^{\infty} \left(\frac{dp}{p+a} - \frac{dp}{p+b} \right) \\ = \ln \left(\frac{p+a}{p+b} \right) \Big|_0^{\infty} = \ln \left(\frac{b}{a} \right)$$

Another method of evaluating definite integrals operationally depends on the introduction of a parameter in the integrand. As an example, consider the integral

$$(11.13) \quad I = \int_0^{\infty} e^{-x^2} dx$$

As was seen in Chap. XI, Sec. 11, this integral is usually evaluated by a trick. Now let us consider the transform

$$(11.14) \quad L e^{-x^2} = \frac{p}{p+x^2}$$

Hence we have

$$(11.15) \quad L \int_0^{\infty} e^{-x^2} dx = \int_0^{\infty} \frac{p dx}{(p+x^2)} = \sqrt{p} \tan^{-1} \frac{x}{\sqrt{p}} \Big|_0^{\infty} \\ = \frac{\pi}{2} \sqrt{p}$$

Therefore

$$(11.16) \quad \int_0^{\infty} e^{-tx^2} dx = L^{-1} \frac{\pi}{2} \sqrt{p}$$

But

$$(11.17) \quad L^{-1} \sqrt{p} = \frac{1}{\sqrt{\pi t}}$$

Hence we have

$$(11.18) \quad \int_0^{\infty} e^{-tx^2} dx = \frac{\pi}{2} \frac{1}{\sqrt{\pi t}} = \frac{1}{2} \sqrt{\frac{\pi}{t}}$$

Placing $t = 1$, we finally obtain

$$(11.19) \quad \int_0^{\infty} e^{-x^2} dx = \frac{\sqrt{\pi}}{2}$$

As another example, consider the integral

$$(11.20) \quad \int_0^{\infty} \frac{\cos x dx}{(1+x^2)}$$

In this case we make use of the transform

$$(11.21) \quad L \cos (tx) = \frac{p^2}{p^2 + x^2}$$

Hence we have

$$(11.22) \quad \begin{aligned} L \int_0^{\infty} \frac{\cos (tx) dx}{(1+x^2)} &= \int_0^{\infty} \frac{p^2 dx}{(p^2+x^2)(1+x^2)} \\ &= \frac{p^2}{p^2-1} \int_0^{\infty} \left(\frac{1}{x^2+1} - \frac{1}{p^2+x^2} \right) dx \\ &= \frac{\pi}{2} \frac{p}{p+1} \end{aligned}$$

Therefore, we have

$$(11.23) \quad \int_0^{\infty} \frac{\cos (tx) dx}{(1+x^2)} = L^{-1} \frac{\pi}{2} \frac{p}{p+1} = \frac{\pi}{2} e^{-t}$$

If we now place $t = 1$, we finally obtain

$$(11.24) \quad \int_0^{\infty} \frac{\cos (x) dx}{(1+x^2)} = \frac{\pi}{2e}$$

These examples are typical and illustrate the general procedure.

A critical examination of the validity of the above procedure reveals that it is dependent on the possibility of reversing the order of integration of integrals involving infinite limits.¹

¹ A discussion of this will be found in H. S. Carslaw, "Fourier Series and Integrals."

12. Solution of Volterra's Integral Equation of the Second Kind.

Let us consider the equation

$$(12.1) \quad F(t) = CG(t) + \int_0^t G(u)K(t - u) du$$

where $F(t)$ is a given known function, C is a constant parameter, $K(t)$ is a known function called the nucleus, and $G(t)$ is the unknown function to be determined. This equation is known in the literature as Volterra's integral equation of the second kind with the nucleus $K(t - u)$. If $C = 0$, we have Volterra's integral equation of the first kind. The problem in solving the integral equation (12.1) is to determine the unknown function $G(t)$ when $F(t)$, C and $K(t)$ are given.

To solve this equation, let us introduce the transforms

$$(12.2) \quad LG(t) = g(p)$$

$$(12.3) \quad LF(t) = f(p)$$

and

$$(12.4) \quad LK(t) = k(p)$$

Now by the Faltung theorem, we have

$$(12.5) \quad L \int_0^t G(u)K(t - u) du = \frac{g(p)k(p)}{p}$$

Hence the integral equation (12.1) is transformed to

$$(12.6) \quad f(p) = Cg(p) + \frac{g(p)k(p)}{p}$$

Therefore, solving for $g(p)$, we have

$$(12.7) \quad g(p) = \frac{f(p)}{c + \frac{k(p)}{p}} = LG(t)$$

and we have explicitly

$$(12.8) \quad G(t) = L^{-1} \frac{f(p)}{c + \frac{k(p)}{p}}$$

As an example, consider the integral equation

$$(12.9) \quad a \sin t = G(t) - \int_0^t \sin(t - u)G(u) du$$

This is a special case of (12.1) with

$$(12.10) \quad LF(t) = La \sin t = \left(\frac{ap}{p^2 + 1} \right)$$

$$(12.11) \quad LK(t) = -L \sin t = -\left(\frac{p}{p^2 + 1}\right) = k(p)$$

and

$$(12.12) \quad c = 1$$

Hence we have by (12.8)

$$(12.13) \quad \begin{aligned} G(t) &= L^{-1} \frac{ap}{p^2 + 1} \frac{p^2 + 1}{p^2} \\ &= L^{-1} \frac{a}{p} = at \end{aligned}$$

As another example, consider Abel's integral equation

$$(12.14) \quad F(t) = \int_0^t \frac{G(u) du}{(t-u)^n} \quad 0 < n < 1$$

This is a special case of (12.1) where $c = 0$ and

$$(12.15) \quad K(t) = t^{-n}$$

Now we have

$$(12.16) \quad LK(t) = Lt^{-n} = \frac{\Gamma(1-n)}{p^{-n}} = k(p)$$

Hence in this case we have from (12.8)

$$(12.17) \quad G(t) = L^{-1} \frac{pf(p)}{k(p)} = L^{-1} \frac{f(p)}{p^{n-1}\Gamma(1-n)}$$

Now we have the basic transform

$$(12.18) \quad L^{-1} \frac{1}{p^s} = \frac{t^s}{\Gamma(s+1)}$$

Hence we have

$$(12.19) \quad L^{-1} \frac{1}{p^{n-1}} = \frac{t^{n-1}}{\Gamma(n)} = \frac{1}{\Gamma(n)t^{1-n}}$$

Therefore using the modified form of the Faltung theorem, we have

$$(12.20) \quad L^{-1} \frac{f(p)}{p^{n-1}(1-n)} = \frac{d}{dt} \int_0^t \frac{F(u) du}{\Gamma(n)\Gamma(1-n)(t-u)^{1-n}}$$

But by a theorem on Gamma functions, we have

$$(12.21) \quad \Gamma(1-n)\Gamma(n) = \frac{\pi}{\sin(n\pi)} \quad 0 < n < 1$$

Hence we finally obtain

$$(12.22) \quad G(t) = \frac{\sin n\pi}{\pi} \frac{d}{dt} \int_0^t \frac{F(u) du}{(t-u)^{1-n}} \quad 0 < n < 1$$

This is the solution of Abel's integral equation (12.14).

13. Solution of Ordinary Differential Equations with Variable Coefficients. It is sometimes possible, by the introduction of a Laplacian Transformation, to transform certain linear differential equations with variable coefficients to other equations that may be integrated readily. By such a procedure, we are able to obtain the Laplace transforms of the solutions of the original equations, then by determining the inverses of these transforms we find the solutions of the original equations with variable coefficients.

The procedure will be illustrated by the following example:

Let us consider the Bessel differential equation of the n th order discussed in Chap. XIII

$$(13.1) \quad \frac{d^2z}{du^2} + \frac{1}{u} \frac{dz}{du} + \left(1 - \frac{n^2}{u^2}\right) z = 0$$

In order to simplify the coefficients of the equation, let us change the variables by the equations

$$(13.2) \quad z = u^{-n}y \quad \text{and} \quad u^2 = 4t$$

These changes in variable transform the equation into the form

$$(13.3) \quad t \frac{d^2y}{dt^2} + (1-n) \frac{dy}{dt} + y = 0$$

To transform this equation, let

$$(13.4) \quad Y(p) = \int_0^\infty e^{-pt}y(t) dt$$

that is,

$$(13.5) \quad Ly(t) = pY(p) = w(p)$$

Now by an integration by parts, we have

$$(13.6) \quad \int_0^\infty e^{-pt} \frac{dy}{dt} dt = pY(p) - y(0)$$

$$(13.7) \quad \int_0^\infty e^{-pt} \frac{d^2y}{dt^2} dt = p^2Y(p) - py(0) - y'(0)$$

Differentiating (13.6) with respect to p , we obtain

$$(13.8) \quad \frac{d}{dp} \int_0^{\infty} e^{-pt} \frac{d^2y}{dt^2} dt = - \int_0^{\infty} e^{-pt} t \frac{d^2y}{dt^2} dt \\ = \frac{d}{dp} [p^2Y(p) - py(0) - y'(0)]$$

We thus have the result

$$(13.9) \quad \int_0^{\infty} e^{-pt} \frac{d^2y}{dt^2} dt = y(0) - \frac{d}{dp} (p^2Y)$$

Now since

$$(13.10) \quad y(t) = u^{nz} = 2^{nt^{n/2}z}$$

we see that

$$(13.11) \quad y(0) = 0$$

Hence Eq. (13.3) transforms into

$$(13.12) \quad \frac{d}{dp} (p^2Y) + (n-1)pY - Y = 0$$

Therefore

$$(13.13) \quad pY + p^2Y' + npY - Y = 0$$

or

$$(13.14) \quad p \frac{d(pY)}{dp} + \left(n - \frac{1}{p}\right) pY = 0$$

if we now let

$$(13.15) \quad w(p) = pY$$

we may write (13.14) in the form

$$(13.16) \quad p \frac{dw}{dp} + \left(n - \frac{1}{p}\right) w = 0$$

Hence

$$(13.17) \quad \frac{dw}{w} = - \left(n - \frac{1}{p}\right) \frac{dp}{p}$$

or

$$(13.18) \quad \ln w = -n \ln p - \frac{1}{p} + c$$

where c is an arbitrary constant. Therefore,

$$(13.19) \quad w = Kp^{-n}e^{-\frac{1}{p}}$$

where K is a new arbitrary constant. Now by (13.5), we have

$$(13.20) \quad y(t) = L^{-1}w(p) = L^{-1}Kp^{-n}e^{-\frac{1}{p}}$$

or

$$(13.21) \quad 2^{n/2}z(u) = L^{-1}Kp^{-n}e^{-\frac{1}{p}}$$

Now a linearly independent solution of (13.1) that is finite at $u = 0$ is

$$(13.22) \quad z = J_n(u) = J_n(2\sqrt{t})$$

Hence we have from (13.21)

$$(13.23) \quad Lt^{n/2}J_n(2\sqrt{t}) = \frac{K}{2^n}p^{-n}e^{-\frac{1}{p}}$$

where K must be properly chosen.

Expanding the right member of (13.23) in inverse powers of p , calculating the inverse transforms of the individual terms of the expansion, it can be seen by comparing with the series expansion of $t^{n/2}J_n(2\sqrt{t})$ that K must have the value

$$(13.24) \quad K = 2^n$$

Hence we have the result

$$(13.25) \quad Lt^{n/2}J_n(2\sqrt{t}) = p^n e^{-\frac{1}{p}}$$

If we now place $n = 0$, we obtain

$$(13.26) \quad LJ_0(2\sqrt{t}) = e^{-\frac{1}{p}}$$

If we now make use of the theorem that if

$$(13.27) \quad Lh(t) = g(p)$$

then

$$(13.28) \quad Lh(st) = g\left(\frac{p}{s}\right)$$

where s is a constant whose absolute value is greater than zero, we have from (13.26)

$$(13.29) \quad LJ_0(2\sqrt{st}) = e^{-\frac{s}{p}}$$

if we now let

$$(13.30) \quad s = -j$$

we obtain

$$(13.31) \quad J_0(2\sqrt{-jt}) = \text{Ber}(2\sqrt{t}) + j \text{Bei}(2\sqrt{t}) = L^{-1}e^{\frac{j}{p}}$$

Placing

$$(13.32) \quad s = +j$$

in (13.29), we have

$$(13.33) \quad J_0(2\sqrt{jt}) = \text{Ber}(2\sqrt{t}) - j \text{Bei}(2\sqrt{t}) \\ = L^{-1}e^{-\frac{j}{p}}$$

Adding Eqs. (13.31) and (13.33), we obtain

$$(13.34) \quad L^{-1} \cos\left(\frac{1}{p}\right) = \text{Ber}(2\sqrt{t})$$

Subtracting (13.33) from (13.31), we have

$$(13.35) \quad L^{-1} \sin\left(\frac{1}{p}\right) = \text{Bei}(2\sqrt{t})$$

These two transform pairs may be used to obtain many interesting properties of these functions. The procedure followed in this example on Bessel's equation may be carried out in the case of several other linear differential equations with variable coefficients and the properties of their solutions thus studied.

PROBLEMS

Using the complex line integral of the Fourier-Mellin transformation, show that

$$1. \quad L^{-1} = 1(t)$$

where $1(t)$ is the Heaviside "unit" function having the values

$$1(t) = \begin{cases} 0 & t < 0 \\ \frac{1}{2} & t = 0 \\ 1 & t > 0 \end{cases}$$

$$2. \quad L^{-1} \frac{p}{p+a} = e^{-at} \quad t > 0$$

$$3. \quad L^{-1} \frac{p^2}{p^2+a^2} = \cos at \quad t > 0$$

$$4. \quad L^{-1} \frac{p}{p^2+a^2} = \frac{\sin at}{a} \quad t > 0$$

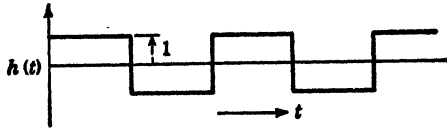
$$5. \quad L^{-1} \frac{p}{(p+a)^n} = \frac{e^{-at}t^{n-1}}{(n-1)!} \quad t > 0 \quad n, \text{ a positive integer}$$

$$6. \quad L^{-1} \frac{p}{(p^2+a^2)^2} = \frac{\sin at}{2a^3} - \frac{t \cos at}{2a^2} \quad t > 0$$

$$7. \text{ Show that } L^{-1} \frac{p}{\sqrt{p^2+a^2}} = J_0(at).$$

Hint: expand the left member into a series of inverse powers of p , compute the inverse transform of the individual terms, and show that this gives the series expansion for $J_0(at)$.

8. Show that $L^{-1} \tanh \left(\frac{Tp}{2} \right) = h(t)$, where $h(t)$ is the "meander function" given by Prob., Fig. 8, XXI.



PROB. FIG. 8.

9.
$$L^{-1} \sqrt{\frac{p}{p + 2a}} = e^{-at} J_0(jat)$$

10. Show that the solution of the differential equation

$$\frac{d^2y}{dt^2} + a^2y = F(t)$$

subject to the initial conditions

$$\text{at } t = 0 \quad \begin{matrix} y = 0 \\ y' = 0 \end{matrix}$$

is

$$y = \frac{1}{a} \int_0^t F(u) \sin a(t - u) du$$

11. Solve the integral equation

$$F(t) = a \sin bt + c \int_0^t \sin b(t - u) F(u) du \quad b > c > 0$$

$$\text{Ans. } F(t) = \frac{ab}{\sqrt{b^2 - bc}} \sin t \sqrt{b^2 - bc}$$

12. A particle of mass m can perform small oscillations about a position of equilibrium under a restoring force mn^2 times the displacement. It is started from rest by a constant force F_0 which acts for a time T and then ceases. Show that the amplitude of the subsequent oscillation is $2F_0/mn^2 \sin(nT/2)$.

13. Three flywheels A, B, C of moments of inertia $3I, 4I, 3I$, respectively, are connected by equal shafts of stiffness k and negligible moment of inertia. At $t = 0$, when the system is at rest and unstrained, A is suddenly given an angular velocity w . Show that the subsequent angular velocity of c is

$$\frac{w}{10} \left(3 - 5 \cos nt + 2 \cos nt \sqrt{\frac{5}{2}} \right)$$

where $n^2 = \frac{k}{3I}$.

14. An electrical transmission line of resistance R , capacitance C , inductance L , and leakage conductance G per unit length is short-circuited at the end $x = s$, and at $t = 0$ a constant electromotive force is impressed on the line at the end $x = 0$. If the parameters of the line satisfy the relation $RC = LG$, determine the subsequent potential and current distribution along the line.

15. A uniform prismatic bar of density ρ and Young's modulus E is at rest with its end $x = s$ free to move. At $t = 0$, a constant force F_0 is applied to the rod at $x = 0$. Find the subsequent displacement of the rod.

16. A uniform prismatic bar is hung vertically, and its lower end is clamped so that its displacement is zero at all points. At $t = 0$ it is released so that it hangs from its upper point. Find the subsequent motion of the rod.

17. An electrical cable of length s is short-circuited at $x = s$. The cable has a capacitance C and resistance R per unit length. Initially the current and potential along the cable are zero. At $t = 0$ a constant electromotive force E_0 is applied to the cable at $x = 0$. Find the subsequent current and potential distribution along the cable.

18. Show that the transform of the full-wave rectification curve of a sine wave $|\sin t|$ is given by

$$L |\sin t| = \frac{p}{p^2 + 1} \coth \frac{\pi p}{2}$$

19. A uniform rod has its sides thermally insulated and is initially at a temperature v_0 . At time zero the end $x = 0$ is cooled to temperature zero and afterward maintained at that temperature. The end $x = s$ is kept at temperature v_0 . Find the variation in temperature at other points of the rod.

20. Show that $LSi(t) = \cot^{-1} p$ where $Si(t)$ is the *sine integral function* defined by

$$Si(t) = \int_0^t \frac{\sin u}{u} du$$

21. Show that

$$LEi(-t) = -\ln(p + 1)$$

where $Ei(u)$ is the *exponential integral* defined by

$$Ei(u) = \int_{-\infty}^u \frac{e^x}{x} dx$$

Evaluate the following integrals operationally:

$$22. \int_0^{\infty} \frac{\sin tx}{\sqrt{x}} dx = \sqrt{\frac{\pi}{2t}} \quad t > 0$$

$$23. \int_{-\infty}^{+\infty} \frac{x \sin tx}{a^2 + x^2} dx = \pi e^{-at} \quad \begin{matrix} a > 0 \\ t > 0 \end{matrix}$$

$$24. \int_0^{\infty} \frac{e^{-tx^2}}{1 + x^2} dx = \frac{\pi}{2} e^t \operatorname{erfi}(\sqrt{t})$$

References

1. JEFFREYS, HAROLD: "Operational Methods in Mathematical Physics," Cambridge University Press, London, 1931.
2. DOETSCH, G.: "Theorie und Anwendung der Laplace-Transformation," Verlag Julius Springer, Berlin, 1937.
3. CARSLAW, H. S., and J. C. JAEGER: "Operational Methods in Applied Mathematics," Oxford University Press, New York, 1941.
4. GARDNER, M. F., and J. L. BARNES: "Transients in Linear Systems," Vol. I, John Wiley & Sons, Inc., New York, 1942.
5. McLACHLAN, N. W.: "Complex Variable and Operational Calculus," Cambridge University Press, London, 1942.

6. CARSON, J. R.: "Electric Circuit Theory and Operational Calculus," McGraw-Hill Book Company, Inc., New York, 1926.
7. TITCHMARSH, F. C.: "Theory of Fourier Integrals," Oxford University Press, New York, 1937.
8. CHURCHILL, R. V.: "Modern Operational Mathematics in Engineering," McGraw-Hill Book Company, Inc., New York, 1944.
9. PIPES, L. A.: The Operational Calculus, *Journal of Applied Physics*, vol. 10, Nos. 3, 4, and 5, 1939.

APPENDIX

The Laplacian Transformation The modern theory of the operational calculus, a mathematical method that has proved to be such a powerful mathematical tool in the study of the transient behavior of electrical circuits, is based on the following integral, known in the mathematical literature as the Bromwich-Wagner integral:

$$(1) \quad h(t) = \frac{1}{2\pi j} \int_{c-j\infty}^{c+j\infty} \frac{e^{pt}g(p) dp}{p}$$

The integration is supposed to be performed in the complex p plane, and the integrand is assumed to converge. Following van der Pol,^{1,2} we introduce the notation

$$(2) \quad g(p) \doteq h(t)$$

for the relationship between two functions which satisfy the equation (1). Under certain restrictions on the function $g(p)$, the integral (1) possesses the inversion

$$(3) \quad \frac{g(p)}{p} = \int_0^\infty e^{-pt}h(t) dt$$

This integral is known in the operational literature as Carson's integral. Mathematicians speak of the relation (3) as a Laplacian Transformation of $h(t)$ to the function $g(p)/p$. The relations (1) and (3) taken together are known in the mathematical literature as the Fourier-Mellin integral theorem.³

The expressions (2) and (3) are valid if either one of the following two groups of conditions a or b are satisfied:

a. 1. $g(p)/p$ is an analytic function of the complex variable p , having no points of singularity in any finite region situated to the right of the straight line $\text{Re}(p) = a$ parallel to the imaginary axis.

2. There exists a positive number e_0 such that

$$\lim_{\substack{|p| \rightarrow \infty \\ \text{Re}(p) > a}} |p^e g(p)| = 0 \quad \text{for } e < e_0$$

b. 1. $g(p)/p$ is an analytic function of the complex variable p , having no points of singularity in any finite region situated to the right of the two straight lines L_1 and L_2 defined by

$$p = a + re \pm j\phi \quad j = \sqrt{-1} \quad \pi > \phi > \frac{\pi}{2}$$

2. A positive number e_0 exists so that

$$\lim_{|p| \rightarrow \infty} \left| \frac{p^e g(p)}{p} \right| = 0 \quad \text{for } e < e_0$$

p to the right of L_1 and L_2 .

Operators satisfying either the conditions a or b are known as restricted operators. The solution of problems concerning dissipative electrical networks is always expressed by restricted operators, but nonrestricted operators sometimes appear as a consequence of evaluating the complete solution by splitting it into parts.

It frequently happens that the inverse of the transform $p^n g(p)$ must be found. That is $h_n(t)$ in the expression

$$(4) \quad h_n(t) \doteq p^n g(p)$$

where n is a positive integer, $g(p)$ is a restricted operator of class b , but the operator $p^n g(p)$ is a nonrestricted operator, must be determined. However, it is easy to show that if the integral

$$(5) \quad h(t) = \frac{1}{2\pi j} \int_{L_1, L_2} \frac{e^{pt} g(p) dp}{p}$$

as defined by condition b , converges, then the integral

$$(6) \quad \frac{d^n h}{dt^n} = \frac{1}{2\pi j} \int_{L_1, L_2} \frac{p^n e^{pt} g(p) dp}{p}$$

will converge for $t \geq t_0$, where t_0 is positive but arbitrarily small.

Impulse Functions. Placing $g(p) = 1$ in (5), we obtain

$$(7) \quad h(t) = \frac{1}{2\pi j} \int_{c-j\infty}^{c+j\infty} \frac{e^{pt} dp}{p}$$

The function $h(t)$, corresponding to the operator $g(p) = 1$, may be shown by the theory of residues to have the following values:

$$(8) \quad h(t) = \begin{cases} 0 & t < 0 \\ \frac{1}{2} & t = 0 \\ 1 & t > 0 \end{cases}$$

It is thus seen that $h(t)$ is in this case equal to the unit function $1(t)$ of Heaviside, and we may place

$$(9) \quad 1(t) \doteq 1$$

Now if we place $g(p) = p$ in the integral (5), we obtain the following values:

$$(10) \quad p \doteq \begin{cases} 0 & t < 0 \\ \infty & t = 0 \\ 0 & t > 0 \end{cases}$$

Following van der Pol,^{1,2} we can place

$$(11) \quad \delta(t) \doteq p$$

where $\delta(t)$ is the impulse function which has been so extensively used by Dirac in quantum mechanics. The function $\delta(t)$ has the property that

$$(12) \quad \int_{-\infty}^{+\infty} f(t) \delta(t - a) dt = f(a)$$

where $f(t)$ is a continuous function of t , and

$$(13) \quad \int_{-\infty}^{+\infty} \delta(t) dt = 1$$

We may thus treat $\delta(t)$ as an ordinary function having the properties (12) and (13). $\delta(t)$ can be formally differentiated an unlimited number of times, and we write in general

$$(14) \quad p^n \doteq \delta^{[n-1]}(t)$$

where $\delta^{[n-1]}(t)$ is an impulse function of the n th order with the property that

$$(15) \quad \int_{-\infty}^{+\infty} f(t) \delta^{[n]}(t - a) dt = f^{[n]}(a)$$

and

$$(16) \quad \delta^{[n]}(t) = \begin{cases} 0 & t \neq 0 \\ \infty & t = 0 \end{cases}$$

TABLE I.—THE BASIC THEOREMS OF THE OPERATIONAL CALCULUS

Starting from the fundamental formulas (1) and (3), it is possible to deduce some very powerful theorems which are of the utmost importance in the transient analysis of networks. For a proof of these theorems, the reader is referred to the work of van der Pol.^{1,2}

If we have two functions satisfying the relations (1) and (3), so that

$$(2) \quad g(p) \doteq h(t)$$

then we have the following theorems:

$$g\left(\frac{p}{s}\right) \doteq h(st) \quad s > 0 \tag{1}$$

$$pg(p) - ph(0) \doteq \frac{dh}{dt} \tag{2}$$

$$p^n g(p) - \sum_{k=0}^{n-1} h^{[k]}(0) p^{(n-k)} \doteq \frac{d^n h(t)}{dt^n} \tag{3}$$

$$\int_{-\infty}^0 h(t) dt + \frac{g(p)}{p} \doteq \int_{-\infty}^t h(t) dt \tag{4}$$

$$\frac{p}{p+a} g(p+a) \doteq e^{-at} h(t) \tag{5}$$

$$e^{-ap} g(p) \doteq \begin{cases} 0, & t < a \\ h(t-a), & t > a \end{cases} a > 0 \tag{6}$$

$$e^{ap} g(p) \doteq h(t+a) \quad a > 0 \tag{7}$$

if $h(t) = 0 \quad 0 < t < a$

$$\left(-\frac{pd}{dp}\right)^n g(p) \doteq \left(\frac{td}{dt}\right)^n h(t) \quad n > 0 \tag{8}$$

$$p \left(-\frac{d}{dp}\right)^n \frac{g(p)}{p} \doteq t^n h(t) \quad n > 0 \tag{9}$$

$$\int_p^\infty \frac{g(p) dp}{p} \doteq \int_0^t \frac{h(u) du}{u} \tag{10}$$

$$\int_0^p \frac{g(p) dp}{p} \doteq \int_t^\infty \frac{h(u) du}{u} \tag{11}$$

$$\int_0^\infty \frac{g(p) dp}{p} = \int_0^\infty \frac{h(t) dt}{t} \text{ an ordinary equality} \tag{12}$$

$$\lim_{|p| \rightarrow \infty} g(p) = \lim_{t \rightarrow 0} h(t) \text{ an ordinary equality} \tag{13}$$

a. If $g(p)$ has no points of singularity in any finite region situated to the right of the two straight lines L_1, L_2 defined by

$$p = e^{\pm j\phi} \qquad \pi > \phi > \frac{\pi}{2}$$

b. If $g(p)$ tends uniformly toward a finite value $g(0)$ when $|p| \rightarrow 0$ on or to the right of the lines L_1 and L_2 , then

$$\lim_{|p| \rightarrow 0} g(p) = \lim_{t \rightarrow \infty} h(t) \text{ an ordinary equality} \qquad (14)$$

$$p \int_p^\infty \int_p^\infty \dots \int_p^\infty \frac{g(p)(dp)^n}{p} \doteq \frac{h(t)}{t^n} \qquad (15)$$

If
then

$$g_1(p) \doteq h_1(t) \quad \text{and} \quad g_2(p) \doteq h_2(t)$$

$$\begin{aligned} \frac{g_1(p)g_2(p)}{p} &\doteq \int_0^t h_1(u)h_2(t-u) du \\ &\doteq \int_0^t h_2(u)h_1(t-u) du \end{aligned} \qquad (16)$$

If $g(p) = N(p)/D(p)$, where $N(p)$ and $D(p)$ are polynomials in p , and the degree of the polynomial $D(p)$ is at least as high as the degree of the polynomial $N(p)$, then, if the polynomial $D(p)$ has the n distinct zeros (p_1, p_2, \dots, p_n) and $p = 0$ is not a zero of $D(p)$, it follows that

$$\frac{N(p)}{D(p)} \doteq \frac{N(0)}{D(0)} + \sum_{r=1}^{r=n} \frac{N(p_r)e^{p_r t}}{p_r D'(p_r)} D'(p_r) = \frac{dD}{dp} \Big|_{p=p_r} \qquad (17)$$

If

$$g(p) = \frac{N(q)}{D(q)}$$

where q is a function of $p, q = q(p);$

$D(q)$ and $N(q)$ are rational polynomials of $q;$

$N(q)$ is of a lower degree than $D(q);$

$D(q)$ has n distinct roots, q_r , and zero is not a root of $D(q);$

then

$$\frac{N(q)}{D(q)} \doteq \frac{N(0)}{D(0)} + \sum_{r=1}^{r=n} \frac{N(q_r)}{q_r D'(q_r)} b(t, q_r)$$

where

$$\frac{q}{(q - q_r)} \doteq b(t, q_r) \quad \text{and} \quad D'(q_r) = \frac{dD}{dq} \Big|_{q=q_r} \qquad (18)$$

If

$$g(p) = \sum_{r=0}^{\infty} a_r p^r + p^{\frac{1}{2}} \sum_{r=0}^{\infty} b_r p^r$$

where both series are convergent series in p , then

$$g(p) \doteq a_0 + \frac{1}{(\pi t)^{\frac{1}{2}}} \left[b_0 - \frac{b_1}{2t} + \frac{1 \cdot 3b_2}{(2t)^2} - \frac{1 \cdot 3 \cdot 5b_3}{(2t)^3} + \dots \right] \text{ for } t > 0 \qquad (19)$$

These basic theorems are very powerful when used in connection with a table of transforms in the solution of transients in networks. Theorem 17 is the conventional Heaviside expansion formula, while theorem 18 is a generalization of the conventional Heaviside formula. Theorem 19 is known in the operational literature as Heaviside's third rule.

TABLE II

This table contains a list of transforms of great value for the solution of numerous special cases of the foregoing general theory. These transforms may be obtained by evaluating the basic integrals (1) or (3). The transforms given here are those most frequently occurring in the transient solution of electrical problems, and a collection of these results in one table should be of value.

$$1 \doteq 1(t)$$

where $1(t)$ is the Heaviside "unit function" having the values

$$1(t) = \begin{cases} \infty & t < 0 \\ \frac{1}{2} & t = 0 \\ 1 & t > 0 \end{cases} \tag{1}$$

$$p \doteq \delta(t)$$

where $\delta(t)$ is the delta function of Dirac. It satisfies the relations

$$\delta(t) = \begin{cases} \infty & t = 0 \\ 0 & t \neq 0 \end{cases}$$

$$\int_{-\infty}^{\infty} \delta(t) dt = 1, \quad \int_{-\infty}^{+\infty} f(t) \delta(t - a) dt = f(a) \tag{2}$$

where $f(t)$ is an integrable continuous function of the real variable t .

$$p^n \doteq \delta^{[n-1]}(t) \tag{3}$$

where n is a positive integer; $\delta^{[n-1]}(t)$ is the Dirac impulse function of the n th order and has the properties that

$$\int_{-\infty}^{+\infty} f(t) \delta^{[n]}(t - a) dt = f^{[n]}(a)$$

and

$$\delta^{[n-1]}(t) = \begin{cases} 0 & t \neq 0 \\ \infty & t = 0 \end{cases}$$

$$p^n \doteq \frac{t^{-n}}{\Gamma(1-n)} \tag{4}$$

except for n a positive integer, where $\Gamma(n)$ is the Gamma function of the real argument n .

$$p^{\frac{1}{2}} \doteq \frac{1}{\sqrt{\pi t}} \tag{5}$$

$$p^{\frac{3}{2}} \doteq -\sqrt{\frac{2}{\pi}} \frac{1}{(2t)^{\frac{3}{2}}} \tag{6}$$

$$p^{\frac{5}{2}} \doteq \sqrt{\frac{2}{\pi}} \frac{1 \cdot 3}{(2t)^{\frac{5}{2}}} \tag{7}$$

$$p^{\frac{7}{2}} \doteq -\sqrt{\frac{2}{\pi}} \frac{1 \cdot 3 \cdot 5}{(2t)^{\frac{7}{2}}} \tag{8}$$

$$p^{-1} \doteq \sqrt{\frac{2}{\pi}} (2t)^{\frac{1}{2}} \quad (9)$$

$$p^{-\frac{2}{3}} \doteq \sqrt{\frac{2}{\pi}} \frac{(2t)^{\frac{1}{2}}}{1 \cdot 3} \quad (10)$$

$$p^{-\frac{4}{3}} \doteq \sqrt{\frac{2}{\pi}} \frac{(2t)^{\frac{1}{2}}}{1 \cdot 3 \cdot 5} \quad (11)$$

$$p^{-\frac{5}{3}} \doteq \sqrt{\frac{2}{\pi}} \frac{(2t)^{\frac{1}{2}}}{1 \cdot 3 \cdot 5 \cdot 7} \quad (12)$$

$$\frac{p^2}{p+a} \doteq \delta(t) - ae^{-at} \quad (13)$$

$$\frac{p}{p+a} \doteq e^{-at} \quad (14)$$

$$\frac{1}{p+a} \doteq \frac{1}{a} (1 - e^{-at}) \quad (15)$$

$$\frac{1}{p(p+a)} \doteq \frac{t}{a} - \frac{1}{a^2} + \frac{e^{-at}}{a^2} \quad (16)$$

$$\frac{p^2}{(p+a)(p+b)} \doteq \frac{1}{(a-b)} (ae^{-at} - be^{-bt}) \quad (17)$$

$$\frac{p}{(p+a)(p+b)} \doteq \frac{1}{(a-b)} (e^{-bt} - e^{-at}) \quad (18)$$

$$\frac{\omega p}{(p^2 + \omega^2)} \doteq \sin \omega t \quad (19)$$

$$\frac{p^2}{p^2 + \omega^2} \doteq \cos \omega t \quad (20)$$

$$\frac{\omega^2}{p^2 + \omega^2} \doteq 1 - \cos \omega t \quad (21)$$

$$\frac{\omega p}{p^2 - \omega^2} \doteq \sinh \omega t \quad (22)$$

$$\frac{p^2}{p^2 - \omega^2} \doteq \cosh \omega t \quad (23)$$

$$\frac{\omega p}{(p+b)^2 + \omega^2} \doteq e^{-bt} \sin \omega t \quad (24)$$

$$\frac{p(p+b)}{(p+b)^2 + \omega^2} \doteq e^{-bt} \cos \omega t \quad (25)$$

$$\frac{\omega p}{(p+b)^2 - \omega^2} \doteq e^{-bt} \sinh \omega t \quad (26)$$

$$\frac{p\omega \cos \phi \pm p^2 \sin \phi}{(p^2 + \omega^2)} \doteq \sin(\omega t \pm \phi) \quad (27)$$

$$\frac{p^2 \cos \phi \mp \omega p \sin \phi}{(p^2 + \omega^2)} \doteq \cos(\omega t \pm \phi) \quad (28)$$

$$\frac{\omega p \cos \phi \pm p(p+b) \sin \phi}{(p+b)^2 + \omega^2} \doteq e^{-bt} \sin(\omega t \pm \phi) \quad (29)$$

$$\frac{p(p+b) \cos \phi \mp \omega p \sin \phi}{(p+b)^2 + \omega^2} \doteq e^{-bt} \cos(\omega t \pm \phi) \quad (30)$$

In the following three transforms, let

$$\omega^2 = \omega_0^2 - a^2, \quad \tan \phi = \frac{\omega}{a}$$

(-m) and (-n) be the two roots of

$$p^2 + 2ap + \omega_0^2 = 0 \tag{31}$$

Then

$$\left. \begin{aligned} \frac{p^2}{p^2 + 2ap + \omega_0^2} &\doteq -\frac{\omega_0}{\omega} e^{-at} \sin(\omega t - \phi) \text{ if } \omega_0^2 > a^2 \\ &\doteq \frac{1}{n-m} (ne^{-nt} - me^{-mt}) \text{ if } a^2 > \omega_0^2 \\ &\doteq e^{-at}(1-at) \text{ if } a^2 = \omega_0^2 \end{aligned} \right\} \tag{32}$$

$$\left. \begin{aligned} \frac{p}{p^2 + 2ap + \omega_0^2} &\doteq \frac{e^{-at}}{\omega} \sin \omega t \text{ if } \omega_0^2 > a^2 \\ &\doteq \frac{1}{n-m} (e^{-mt} - e^{-nt}) \text{ if } a^2 > \omega_0^2 \\ &\doteq te^{-at} \text{ if } a^2 = \omega_0^2 \end{aligned} \right\} \tag{33}$$

$$\left. \begin{aligned} \frac{1}{p^2 + 2ap + \omega_0^2} &\doteq \frac{1}{\omega_0^2} \left[1 - \frac{\omega_0}{\omega} e^{-at} \sin(\omega t + \phi) \right] \text{ if } \omega_0^2 > a^2 \\ &\doteq \frac{1}{\omega_0^2} \left[1 - \frac{\omega_0^2}{n-m} \left(\frac{e^{-mt}}{m} - \frac{e^{-nt}}{n} \right) \right] \text{ if } a^2 > \omega_0^2 \\ &\doteq \frac{1}{\omega_0^2} [1 - e^{-at}(1+at)] \text{ if } a^2 = \omega_0^2 \end{aligned} \right\} \tag{34}$$

$$\frac{p^2}{(p+a)^2} \doteq e^{-at}(1-at) \tag{35}$$

$$\frac{p}{(p+a)^2} \doteq te^{-at} \tag{36}$$

$$\frac{1}{(p+a)^2} \doteq \frac{1}{a^2} [1 - e^{-at}(1+at)] \tag{37}$$

$$\frac{1}{(p+1)^n} \doteq \frac{1}{\Gamma(n)} \int_0^t e^{-u} u^{n-1} du \tag{38}$$

where $n \geq 0$.

$$\frac{p}{(p^2 + \omega^2)(p+a)} \doteq \frac{1}{\omega \sqrt{a^2 + \omega^2}} [e^{-at} \sin \beta + \sin(\omega t - \beta)] \tag{39}$$

where

$$\beta = \tan^{-1} \frac{\omega}{a}$$

$$\frac{p^2 + 2\omega^2}{p^2 + 4\omega^2} \doteq \cos^2 \omega t \tag{40}$$

$$\frac{2n!}{(p^2 + 2^2)(p^2 + 4^2) \cdots [p^2 + (2n)^2]} \doteq \sin^{2n} (t) \tag{41}$$

$$\frac{(2n+1)!p}{(p^2 + 1^2)(p^2 + 3^2) \cdots [p^2 + (2n+1)^2]} \doteq \sin^{(2n+1)} (t) \tag{42}$$

$$\frac{p}{(p+a)^n} \doteq \frac{e^{-at} t^{n-1}}{(n-1)!} \tag{43}$$

where n is a positive integer.

$$\frac{(p-a)^2}{(p+a)^2} \doteq 1 - 4at e^{-at} \tag{44}$$

$$\frac{p}{\sqrt{p^2 + a^2}} \doteq J_0(at) \tag{45}$$

where $J_0(y)$ is the Bessel function of zeroth order.

$$\frac{p}{\sqrt{p^2 - a^2}} \doteq J_0(ia) \tag{46}$$

where

$$i = \sqrt{-1}$$

$$\frac{p}{a^n \sqrt{p^2 + a^2}} (\sqrt{p^2 + a^2} - p)^n \doteq J_n(at) \tag{47}$$

where $J_n(y)$ is the Bessel function of order n .

$$e^{-\frac{a}{p}} \doteq J_0(2\sqrt{at}) \tag{48}$$

$$\left. \begin{aligned} e^{i/p} &\doteq J_0(2\sqrt{-it}) \\ &\doteq \text{Ber}(2\sqrt{i}) + i \text{Bei}(2\sqrt{i}) \end{aligned} \right\} \tag{49}$$

where

$$i = \sqrt{-1}$$

The Ber and Bei functions are the Bessel real and Bessel imaginary functions of Lord Kelvin, defined by

$$\left. \begin{aligned} J_0(in\sqrt{ix}) &= \text{Ber } n\sqrt{x} + i \text{Bei } n\sqrt{x} \\ e^{-\frac{i}{p}} &\doteq \text{Ber}(2\sqrt{i}) - i \text{Bei}(2\sqrt{i}) \\ &\doteq J_0(2\sqrt{ii}) \end{aligned} \right\} \tag{50}$$

$$\cos\left(\frac{1}{p}\right) \doteq \text{Ber}(2\sqrt{i}) \tag{51}$$

$$\sin\left(\frac{1}{p}\right) \doteq \text{Bei}(2\sqrt{i}) \tag{52}$$

$$\log_e \frac{1}{\sqrt{1+p^2}} \doteq Ci(t) \tag{53}$$

where

$$Ci(y) = \int_{-\infty}^y \frac{\cos u}{u} du$$

the integral cosine function.

$$\cot^{-1} p \doteq Si(t) \tag{54}$$

where

$$Si(y) = \int_0^y \frac{\sin u}{u} du$$

the integral sine function.

$$\log_e(p-1) \doteq - \int_{\infty}^{-t} \frac{e^{-u}}{u} du \tag{55}$$

$$\sqrt{\frac{p}{p+2a}} \doteq e^{-at} J_0(ia) \tag{56}$$

$$\frac{p}{\sqrt{(p+a)^2 - b^2}} \doteq e^{-at} J_0(ibt) \tag{57}$$

$$e^{-ap} \doteq \begin{cases} 0 & t < a \\ \frac{1}{2} & t = a \\ 1 & t > a \end{cases} \quad a > 0 \tag{58}$$

$$\frac{p}{\sqrt{1+p^2}} e^{-a\sqrt{1+p^2}} \doteq \begin{cases} 0 & t < a \\ J_0(\sqrt{t^2 - a^2}) & t > a \end{cases} \tag{59}$$

$a > 0.$

$$\frac{p}{\sqrt{p+a}} \doteq \frac{e^{-at}}{\sqrt{\pi t}} \tag{60}$$

$$pe^{-\sqrt{ap}} \doteq \frac{1}{2} \sqrt{\frac{a}{\pi}} \frac{e^{-\frac{a}{4t}}}{t^{\frac{3}{2}}} \tag{61}$$

$$e^{-\sqrt{ap}} \doteq 1 - \operatorname{erf} \left(\frac{a}{2\sqrt{t}} \right) \tag{62}$$

where $\operatorname{erf} (y)$ is the error function defined by

$$\operatorname{erf} (y) = \frac{2}{\sqrt{\pi}} \int_0^y e^{-u^2} du$$

$$\frac{p^{\frac{1}{2}}}{p^{\frac{1}{2}} - a} \doteq e^{a^2 t} [1 + \operatorname{erf} (at)] \tag{63}$$

$$\frac{p^{1/s}}{p^{1/s} - a} \doteq e^{a^s t} \sum_{n=1}^{(s-1)} [1 + \phi_n(t, a)] \tag{64}$$

where

$$\phi_n(t, a) = \frac{1}{\Gamma \left(\frac{n}{s} + 1 \right)} \int_0^{a^{s/n} t} e^{-u^{s/n}} du, \quad s > 0$$

$$\frac{p^3}{p^3 - a} \doteq \left(\frac{1}{3} \right) e^{at} + \left(\frac{2}{3} \right) e^{-\frac{a^{\frac{1}{2}} t}{2}} \cos \left(at \frac{\sqrt{3}}{2} \right) \tag{65}$$

$$\frac{p^4}{p^4 - a} \doteq \frac{1}{2} \cosh (at) + \frac{1}{2} \cos (at) \tag{66}$$

$$\frac{q}{q-a} \doteq \frac{b}{b-a^2} - \frac{a^2}{b-a^2} e^{(a^2-b)t} + \frac{a\sqrt{b}}{b-a^2} \operatorname{erf} (\sqrt{bt}) - \frac{a^2}{b-a^2} e^{(a^2-b)t} \operatorname{erf} (a\sqrt{t}) \tag{67}$$

where

$$q = (p+b)^{\frac{1}{2}} \quad \text{and} \quad b \neq a^2$$

$$\frac{q}{q-a} \doteq \frac{1}{(1-a^2)} \left[e^{a^2 b t / (1-a^2)} + a e^{-(bt/2)} I_0 \left(\frac{bt}{2} \right) + \frac{ab}{(1-a^2)^2} e^{a^2 b t / (1-a^2)} \int_0^t e^{(a^2+1)bt/2(a^2-1)} I_0 \left(\frac{bt}{2} \right) dt \right] \tag{68}$$

where

$$q = \left(\frac{p}{p+b} \right)^{\frac{1}{2}} \quad a^2 \neq 1$$

$I_0(y) = J_0(iy)$ = the modified Bessel function of the first kind.

$$\frac{p^{\frac{1}{2}}}{(p+a)} \doteq \frac{1}{\sqrt{\pi t}} + iat e^{-at} \operatorname{erf} (iat) \tag{69}$$

where

$$i = \sqrt{-1}$$

$$\frac{1}{p^4 - 3p^2 + 2} \doteq \frac{1}{2} + \frac{1}{2} \cosh t \sqrt{2} - \cosh t \tag{70}$$

$$\frac{\omega p^{\frac{1}{2}}}{(p^2 + \omega^2)} \doteq \sqrt{2\omega} [\sin (\omega t) S(\omega t i \sqrt{2/\pi}) + \cos (\omega t) C(\omega t i \sqrt{2/\pi})] \tag{71}$$

where $C(y)$ and $S(y)$ are the Fresnel integrals defined by

$$C(y) = \int_0^y \cos \left(\frac{\pi u^2}{2} \right) du$$

$$S(y) = \int_0^y \sin \left(\frac{\pi u^2}{2} \right) du$$

$$\frac{\sinh (bpt)}{\sinh (apt)} \doteq \frac{b}{a} + \frac{2}{\pi} \sum_{n=1}^{\infty} \frac{(-1)^n}{n} \sin \left(\frac{n\pi b}{a} \right) e^{-(n^2\pi^2/a^2)t} \quad (72)$$

$$\frac{\sinh b(p+c)t}{\sinh a(p+c)t} \doteq \frac{b}{a} +$$

$$\frac{2}{\pi} \sum_{n=1}^{\infty} \frac{(-1)^n}{n} \sin \left(\frac{n\pi b}{a} \right) \left(\frac{c}{c + \frac{n^2\pi^2}{a^2}} + \frac{n^2\pi^2}{a^2c + n^2\pi^2} e^{-(n^2\pi^2/a^2+c)t} \right) \quad (73)$$

$$\frac{\cosh (x \sqrt{RCp})}{\cosh (l \sqrt{RCp})} \doteq 1 + \frac{4}{\pi} \sum_{s=1}^{\infty} \frac{(-1)^s}{(2s-1)} \cos \left[\left(\frac{2s-1}{2} \right) \frac{\pi x}{l} \right] e^{-\frac{(2s-1)^2\pi^2}{4cRl^2}x} \quad (74)$$

$$\frac{(pC)^{\frac{1}{2}} \sinh (x \sqrt{RCp})}{\sqrt{R} \cosh (l \sqrt{RCp})} \doteq -\frac{2}{lR} \sum_{s=1}^{\infty} (-1)^s \sin (m_s x) e^{-\frac{m_s^2}{CR}x} \quad (75)$$

$$m_s = \left(\frac{2s-1}{2} \right) \frac{\pi}{l}$$

$$\frac{(pC)^{\frac{1}{2}} \cosh (x \sqrt{RCp})}{\sqrt{R} \sinh (l \sqrt{RCp})} \doteq \frac{1}{Rl} + \frac{2}{Rl} \sum_{s=1}^{\infty} (-1)^s e^{-\frac{s^2\pi^2}{CRl^2}x} \cos \left(\frac{s\pi x}{l} \right) \quad (76)$$

If $\alpha = \sqrt{(R+Lp)(G+pC)}$
 $Z = R + Lp$

$$\frac{\alpha \cosh \alpha x}{Z \sinh \alpha l} \doteq \sqrt{\frac{G}{R}} \frac{\cosh x \sqrt{RG}}{\sinh l \sqrt{RG}} - \frac{E}{Rl} e^{-\frac{R}{L}t} +$$

$$2 \sum_{s=1}^{\infty} \frac{(-1)^s \cos \left(\frac{s\pi x}{l} \right)}{s^2\pi^2 + RGl^2} e^{-\rho t} \left\{ \frac{1}{\beta} \left[\frac{s^2\pi^2}{Ll^2} + \frac{1}{2} G \left(\frac{R}{L} - \frac{G}{l} \right) \right] \right. \\ \left. \sin \beta_s t - G \cos \beta_s t \right\} \quad (77)$$

where

$$\rho = \frac{1}{2} \left(\frac{R}{L} + \frac{G}{C} \right) \quad m_s = \frac{s\pi}{l}$$

$$\beta_s = \sqrt{\frac{m_s^2}{LC} - \frac{1}{4} \left(\frac{R}{L} - \frac{G}{C} \right)^2}$$

$$\frac{\cosh \alpha(l-x)}{\cosh \alpha l} \doteq \frac{\cosh s(l-x)}{\cosh sl} -$$

$$\frac{\pi v^2}{l^2} e^{\rho t} \sum_{n=1,3,5}^{\infty} n \sin \frac{n\pi x}{2l} \frac{(\rho \sin \beta_n t + \beta_n \cos \beta_n t)}{\beta_n(\rho^2 + \beta_n^2)} \quad (78)$$

where

$$\beta_n = \sqrt{\frac{n^2\pi^2 v^2}{4l^2} - \sigma^2}, \quad \rho = \frac{1}{2} \left(\frac{R}{L} + \frac{G}{C} \right)$$

$$\alpha = \sqrt{(R+Lp)(G+pC)}, \quad \sigma = \frac{1}{2} \left(\frac{R}{L} - \frac{G}{C} \right)$$

$$s = \sqrt{RG}, \quad v = \frac{1}{\sqrt{LC}}$$

$$\frac{\sinh \alpha(l-x)}{Z_0 \cosh \alpha l} + \frac{G \sinh s(l-x)}{s \cosh sl} + \frac{2v^2}{l} e^{-\rho t} \sum_{n=1,3,5}^{\infty} \cos \frac{n\pi x}{2l} \left[\frac{G\rho \sin \beta_n t + G\beta_n \cos \beta_n t}{\beta_n(\rho^2 + \beta_n^2)} - \frac{C \sin \beta_n t}{\beta_n} \right] \quad (79)$$

where the constants are those defined for (78), and

$$Z_0 = \sqrt{\frac{R+Lp}{G+Cp}}$$

$$\frac{\sinh \alpha(l-x)}{\sinh \alpha l} + \frac{\sinh s(l-x)}{\sinh sl} - \frac{2v^2 \pi}{l^2} e^{-\rho t} \sum_{n=1,2,3}^{\infty} \frac{n \sin \frac{n\pi x}{l} (\rho \sin \beta_n t + \beta_n \cos \beta_n t)}{\beta_n(\rho^2 + \beta_n^2)} \quad (80)$$

where the constants are those defined in (78).

$$e^{-\alpha x} + \begin{cases} 0 & t < \frac{x}{v} \\ e^{-\frac{\rho x}{v}} + \frac{\sigma x}{v} \int_{x/v}^t e^{-\rho u} \frac{I_1(\sigma \sqrt{u^2 - x^2/r^2})}{\sqrt{u^2 - x^2/r^2}} du & t > \frac{x}{v} \end{cases} \quad (81)$$

where

$$\alpha = \sqrt{(Lp+R)(Cp+G)} \quad \rho = \frac{1}{2} \left(\frac{R}{L} + \frac{G}{C} \right) \\ \sigma = \frac{1}{2} \left(\frac{R}{L} - \frac{G}{C} \right) \quad v = \frac{1}{\sqrt{LC}}$$

$I_1(y)$ is the Bessel function of the first kind.

$$\frac{p \exp \left[-\frac{x}{v} \sqrt{(p+\rho)^2 - \sigma^2} \right]}{\sqrt{(p+\rho)^2 - \sigma^2}} + \begin{cases} 0 & t < \frac{x}{v} \\ e^{-\rho t} I_0(\sigma \sqrt{t^2 - x^2/v^2}) & t > \frac{x}{v} \end{cases} \quad (82)$$

$$pe^{-\alpha x} + \delta \left(t - \frac{x}{v} \right) e^{-\rho x/v} + \frac{\sigma x}{vZ} e^{-\rho t} I_1(\sigma z) \quad t > \frac{x}{v} \quad (83)$$

where

$$\alpha = \sqrt{(Lp+R)(Cp+G)}, \quad Z = \sqrt{t^2 - (x/v)^2} \\ v = \frac{1}{\sqrt{LC}} \quad \rho = \frac{1}{2} \left(\frac{R}{L} + \frac{G}{C} \right) \\ \sigma = \frac{1}{2} \left(\frac{R}{L} - \frac{G}{C} \right)$$

$$\frac{pe^{-\alpha x}}{z_0} + \left\{ \begin{array}{ll} 0 & t < \frac{x}{v} \\ \frac{1}{k} e^{-\frac{\rho x}{v}} \delta \left(t - \frac{x}{v} \right) + \frac{1}{k} e^{-\rho t} \left[\frac{\sigma t}{z} I_1(\sigma z) - \sigma I_0(\sigma z) \right] & t > \frac{x}{v} \end{array} \right\} \quad (84)$$

where

$$\alpha = \sqrt{(Lp+R)(Cp+G)}, \quad Z = \sqrt{t^2 - \left(\frac{x}{v} \right)^2} \\ k = \sqrt{\frac{L}{C}} \quad \sigma = \frac{1}{2} \left(\frac{R}{L} - \frac{G}{C} \right)$$

$$\begin{aligned}
 v &= \frac{1}{\sqrt{LC}}, & \rho &= \frac{1}{2} \left(\frac{R}{L} - \frac{G}{C} \right) \\
 Z_0 &= \sqrt{\frac{Lp + R}{Cp + G}}, & Z &= \sqrt{t^2 - \left(\frac{x}{v} \right)^2} \\
 pe^{-\alpha z} &\doteq \frac{y}{2t\sqrt{\pi t}} \exp\left(-\frac{y^2}{4t} - 2\beta t\right) & t > 0 & \quad (85)
 \end{aligned}$$

$$\begin{aligned}
 \alpha &= \sqrt{R(Cp + G)}, & \beta &= \frac{G}{2C}, & y &= x\sqrt{RC} \\
 \frac{pe^{-\alpha z}}{Z_0} &\doteq \frac{u(y^2 - 2t)}{4t^2\sqrt{\pi t}} \exp\left(-\frac{y^2}{4t} - 2\beta t\right) & t > 0 & \quad (86)
 \end{aligned}$$

where

$$\begin{aligned}
 \alpha &= \sqrt{R(Cp + G)}, & u &= \sqrt{C/R}, & y &= x\sqrt{RC} \\
 Z_0 &= \sqrt{\frac{R}{G + Cp}} \\
 e^{-\alpha z} &\doteq \frac{1}{2} \left[e^{-y\sqrt{2\beta}} \operatorname{erf}\left(\frac{y}{2\sqrt{t}} - \sqrt{2\beta t}\right) + e^{y\sqrt{2\beta}} \operatorname{erf}\left(\frac{y}{2\sqrt{t}} + \sqrt{2\beta t}\right) \right] & t > 0 & \quad (87)
 \end{aligned}$$

where

$$\begin{aligned}
 \alpha &= \sqrt{R(Cp + G)}, & y &= x\sqrt{RC}, & \beta &= \frac{G}{2C} \\
 y &= x\sqrt{RC}, & \operatorname{erf}(y) &= \frac{2}{\sqrt{\pi}} \int_0^y e^{-u^2} du \\
 \frac{e^{-\alpha z}}{Z_0} &\doteq \frac{u}{\sqrt{\pi t}} \exp\left(-\frac{y^2}{4t} - 2\beta t\right) + \frac{u\sqrt{2\beta}}{2} \left[e^{-y\sqrt{2\beta}} \operatorname{erf}\left(\frac{y}{2\sqrt{t}} - \sqrt{2\beta t}\right) - e^{y\sqrt{2\beta}} \operatorname{erf}\left(\frac{y}{2\sqrt{t}} + \sqrt{2\beta t}\right) \right] & t > 0 & \quad (88)
 \end{aligned}$$

where

$$\begin{aligned}
 \alpha &= \sqrt{R(Cp + G)}, & \beta &= \frac{G}{2C}, & u &= \sqrt{\frac{C}{R}} \\
 Z_0 &= \sqrt{\frac{R}{Cp + G}}, & y &= x\sqrt{RC}
 \end{aligned}$$

$$\left. \begin{aligned}
 \frac{pe^{-\alpha z}}{Z_0} &\doteq 0 & t < \frac{x}{v} \\
 &\doteq \frac{\delta}{k} \left(t - \frac{x}{v} \right) e^{\alpha x/v} + \frac{1}{k} e^{-\alpha t} \left[\frac{\alpha t}{z} I_1(\alpha z) - \alpha I_0(\alpha z) \right] & t > \frac{x}{v}
 \end{aligned} \right\} \quad (89)$$

where

$$\begin{aligned}
 \alpha &= \sqrt{(Lp + R)Cp}, & k &= \left(\frac{L}{C} \right)^{\frac{1}{2}}, & Z &= \sqrt{t^2 - \left(\frac{x}{v} \right)^2} \\
 Z_0 &= \sqrt{\frac{Lp + R}{Cp}}, & v &= \left(\frac{L}{C} \right)^{-\frac{1}{2}}, & a &= \frac{R}{2L} \\
 \frac{e^{\alpha z}}{Z_0} &\doteq \begin{cases} 0 & t < \frac{x}{v} \\ \frac{1}{k} e^{-\alpha t} I_0(\alpha Z) & t > \frac{x}{v} \end{cases} & & & & (90)
 \end{aligned}$$

where the constants have the same value as in (89).

$$pe^{-\alpha z} \doteq \delta \left(\frac{t - x}{v} \right) e^{-\frac{\alpha x}{v}} \quad (91)$$

where

$$\alpha = \sqrt{(Lp + R)(G + Cp)} \quad \text{and} \quad \frac{R}{L} = \frac{G}{C}$$

$$\rho = \frac{R}{2L} + \frac{G}{2C}$$

$$\left. \begin{aligned} e^{-\alpha x} &\doteq 0 & t < \frac{x}{v} \\ &\doteq e^{-\frac{\rho x}{v}} & t > \frac{x}{v} \end{aligned} \right\} \quad (92)$$

where the constants have the values given in (91).

$$\frac{p \sqrt{p + 2a}}{\sqrt{p} + \sqrt{p + 2a}} \doteq \frac{\delta(t)}{2} + \frac{1}{2t} e^{-at} I_1(at) \quad t > 0 \quad (93)$$

$$a = \frac{R}{2L}$$

where

$$\frac{\sqrt{p + 2a}}{\sqrt{p} + \sqrt{p + 2a}} \doteq 1 - \frac{1}{2} e^{-at} [I_0(at) + I_1(at)] \quad t > 0 \quad (94)$$

$$\frac{p \exp(-y \sqrt{p})}{1 + \sqrt{p/a}} \doteq \sqrt{\frac{a}{\pi t}} \exp\left(\frac{-y^2}{4t}\right) - a \exp(y \sqrt{a} + at) \operatorname{erf}\left(\frac{y}{2\sqrt{t}} + \sqrt{at}\right) \quad t > 0 \quad (95)$$

$$\frac{\exp(-y \sqrt{p})}{1 + \sqrt{p/a}} \doteq \operatorname{erf}\frac{y}{2\sqrt{t}} - \exp(y \sqrt{a} + at) \operatorname{erf}\left(\frac{y}{2\sqrt{t}} + \sqrt{at}\right) \quad t > 0 \quad (96)$$

$$\frac{pu \sqrt{p} \exp(-y \sqrt{p})}{1 + \sqrt{p/a}} \doteq \frac{u(y - 2t \sqrt{a})}{2t} \sqrt{\frac{a}{\pi t}} \exp\left(\frac{-y^2}{4t}\right) + ua \sqrt{a} \exp(y \sqrt{a} + at) \operatorname{erf}\left(\frac{y}{2\sqrt{t}} + \sqrt{at}\right) \quad t > 0 \quad (97)$$

$$\frac{u \sqrt{p} \exp(-y \sqrt{p})}{1 + \sqrt{p/a}} \doteq u \exp(y \sqrt{a} + at) \operatorname{erf}\left(\frac{y}{2\sqrt{t}} + \sqrt{at}\right) \quad t > 0 \quad (98)$$

$$\frac{pu \sqrt{p}}{1 + \sqrt{p/a}} \doteq u \sqrt{a} \left\{ \delta(t) - \sqrt{\frac{a}{\pi t}} + ae^{at} \operatorname{erf} \sqrt{at} \right\} \quad t > 0 \quad (99)$$

$$\frac{u \sqrt{p}}{1 + \sqrt{p/a}} \doteq u \sqrt{ae^{at}} \operatorname{erf} \sqrt{at} \quad (100)$$

$$\frac{p^2 \exp(-y \sqrt{p})}{1 + \sqrt{p/a}} \doteq \frac{(y^2 - 2yt \sqrt{a} - 2t + 4at^2)}{4t^2} \sqrt{\frac{a}{\pi t}} \exp\left(\frac{-y^2}{4t}\right) - a^2 \exp(y \sqrt{a} + at) \operatorname{erf}\left(\frac{y}{2\sqrt{t}} + \sqrt{at}\right) \quad t > 0 \quad (101)$$

$$\frac{p \exp(-y \sqrt{p})}{1 + \sqrt{p/a}} \doteq \sqrt{\frac{a}{\pi t}} \exp\left(\frac{-y^2}{4t}\right) - a \exp(y \sqrt{a} + at) \operatorname{erf}\left(\frac{y}{2\sqrt{t}} + \sqrt{at}\right) \quad t > 0 \quad (102)$$

$$\frac{p^2}{1 + \sqrt{p/a}} \doteq -a \delta(t) \frac{(2at - 1)}{2t} \sqrt{\frac{a}{\pi t}} - a^2 e^{at} \operatorname{erf} \sqrt{at} \quad t > 0 \quad (103)$$

$$\frac{p}{1 + \sqrt{p/a}} + \sqrt{\frac{a}{\pi t}} - ae^{at} \operatorname{erf}(\sqrt{at}) \quad t > 0 \quad (104)$$

$$\frac{pw^{(2n+1)}[\sqrt{(p+a)^2 + w^2} + (p+a)]^{-2n}}{k \sqrt{(p+a)^2 + w^2}} + \frac{2}{L} e^{-at} J_{2n}(wt) \quad (105)$$

where

$$k = \left(\frac{L}{C}\right)^{\frac{1}{2}}, \quad a = \frac{R}{L} = \frac{G}{C}$$

$$w = 2 \left(\frac{L}{C}\right)^{-\frac{1}{2}}, \quad n \text{ is a positive integer}$$

$$\frac{p2(2a)^n}{R} \sqrt{\frac{p}{p+2a}} (\sqrt{p+2a} + \sqrt{p})^{-2n}$$

$$+ \frac{a}{R} e^{-at} [I_{n-1}(at) - 2I_n(at) + I_{n+1}(at)] \quad t > 0 \quad (106)$$

where $a = 2/RC$, n is a positive integer.

$I_n(y)$ is the modified Bessel function of the first kind and the n th order.

$$\frac{2(2a)^n}{R} \sqrt{\frac{p}{p+2a}} (\sqrt{p+2a} + \sqrt{p})^{-2n} + \frac{2}{R} e^{-at} I_n(at) \quad t > 0^{-2n} \quad (107)$$

where the constants are the same as in (106)

$$\frac{(\sqrt{1+a} + \sqrt{a})^{-2n}}{\sqrt{(1+a)Z_1 Z_2}} + \frac{1}{k} \int_0^{\omega c t} e^{-\frac{b}{\omega c} u} J_2(u_n) du \quad (108)$$

where n is a positive integer.

$$a = \frac{LC}{4} (p+b)^2, \quad \frac{1}{Z_2} = C(p+b), \quad k = \left(\frac{L}{C}\right)^{\frac{1}{2}}$$

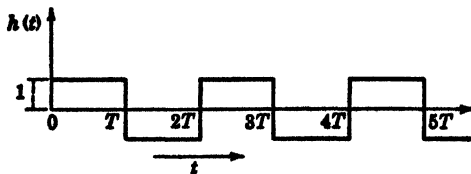
$$Z_1 = L(p+b), \quad \omega_c = \frac{2}{\sqrt{LC}}$$

$$\frac{\omega_c}{k} \frac{1}{\sqrt{p^2 + \omega_c^2}} \left(\frac{\sqrt{p^2 + \omega_c^2} - p}{\omega_c}\right)^{2n} + \frac{1}{k} \int_0^{\omega c t} J_{2n}(u) du \quad (109)$$

where n is a positive integer

$$\tanh \frac{TP}{2} + h(t) \quad (110)$$

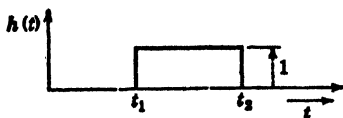
where



$$e^{-t_1 p} - e^{-t_2 p} + h(t) \quad (111)$$


$t_1 > 0$
 $t_2 > t_1$

where



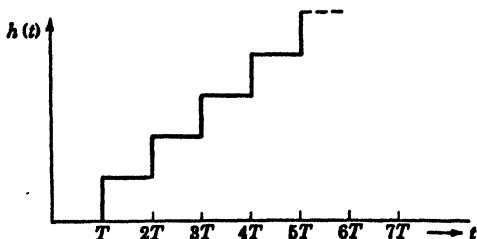
$$\frac{m}{p} (1 - e^{-pt_1}) - mt_1 e^{-pt_1} \doteq h(t) \tag{112}$$

where slope = m .



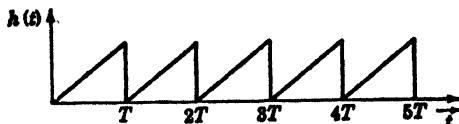
$$\frac{1}{(e^{Tp} - 1)} \doteq h(t) \tag{113}$$

where



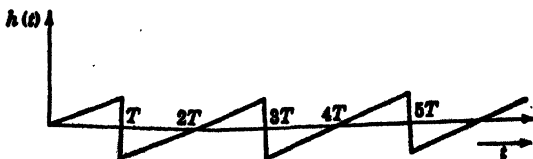
$$\frac{p}{m} - \frac{mT}{e^{pT} - 1} \doteq h(t) \tag{114}$$

where slope = m



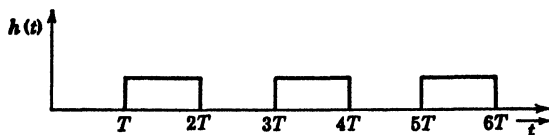
$$\frac{m}{p} - 2mT \left(\frac{1}{e^{Tp} - 1} - \frac{1}{e^{2Tp} - 1} \right) \doteq h(t) \tag{115}$$

where slope = m



$$\frac{1}{e^{Tp} + 1} \doteq h(t) \tag{116}$$

where;



References

1. VAN DER POL, B.: On the Operational Solution of Linear Differential Equations and an Investigation of the Properties of these Solutions, *Philosophical Magazine*, vol. 8, p. 861, 1929.
2. VAN DER POL, B., and K. F. NIESSEN: Symbolic Calculus, *Philosophical Magazine*, vol. 13, p. 537, 1932.
3. COURANT, R., and D. HILBERT: "Methoden der Mathematischen Physick," vol. 1, pp. 87-89, Verlag Julius Springer, Berlin, 1924.

CHAPTER XXII

THE ANALYSIS OF NONLINEAR OSCILLATORY SYSTEMS

1. Introduction. The mathematical analysis of many of the oscillatory phenomena that occur in nature and in technology leads to the solution of nonlinear differential equations. Such systems as a pendulum executing large oscillations, the flow of electrical current in a circuit consisting of a capacitance in series with an iron-cored inductance coil, the free oscillations of a regenerative triode oscillator, the motion of a mass restrained by a spring and undergoing dry or solid friction are typical examples of systems whose analysis leads to nonlinear differential equations.

The equations of these systems are well known in astronomy and have been investigated by such investigators as Liapounoff, Linstedt, and especially H. Poincaré. In the last few years, a number of Russian scientists have contributed greatly to the solution of these nonlinear problems. Two of the most active Russian workers in this field are N. Kryloff and N. Bogoliuboff. In the field of nonlinear electrical oscillations, van der Pol has made some notable contributions.

In this chapter, some of the simpler analytical methods that have been devised to solve nonlinear oscillatory problems will be considered. The interested reader will find the references at the end of this chapter of value.

2. Oscillator Damped by Solid Friction. Perhaps the simplest nonlinear vibrating system is the oscillator of Fig. 2.1.

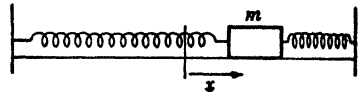


FIG. 2.1.

This system consists of a mass m connected to rigid supports by means of springs of total effective spring constant k . The mass is supposed to slide on a rough surface and hence experience a frictional force F , which is directed in a direction opposite to the velocity. Let the motion start in such a manner that

$$(2.1) \quad \text{at } t = 0 \quad \begin{cases} x = a \\ \dot{x} = 0 \end{cases}$$

That is, the mass is pulled out a distance a from its equilibrium position and released at $t = 0$. The equation of motion is, by Newton's law,

$$(2.2) \quad m\ddot{x} + kx = \pm F$$

If we let

$$(2.3) \quad \omega^2 = \frac{k}{m}, \quad A = \frac{F}{m}$$

then

$$(2.4) \quad \ddot{x} + \omega^2 x = +A \quad 0 < t < \frac{\pi}{\omega}$$

when the force is acting in the positive x direction. It is expressly understood that this is true provided that the initial position $x = a$ is such that

$$(2.5) \quad \omega^2 a > A$$

so that the spring force is greater than the frictional force. This means that the initial displacement lies outside of the so-called "dead region."

$$(2.6) \quad x = \pm \frac{A}{\omega^2}$$

If motion is possible and the first swing to the left is of such magnitude that it is still outside the "dead region," then

$$(2.7) \quad \ddot{x} + \omega^2 x = -A \quad \frac{\pi}{\omega} < t < \frac{2\pi}{\omega}$$

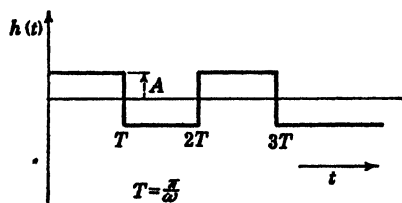


FIG. 2.2.

We can thus write the equation of motion in the form

$$(2.8) \quad \ddot{x} + \omega^2 x = h(t)$$

where $h(t)$ is a discontinuous function of the "meander type" and whose graph is given by Fig. 2.2.

This is provided that $\dot{x} \neq 0$, that is, the motion continues, and that successive swings are of such amplitude that they lie outside the dead region.

Equation (2.8) may be solved by the Laplacian transform or operational method. To do this, let

$$(2.9) \quad \begin{cases} Lx(t) = y(p) \\ Lh(t) = g(p) = A(1 - 2e^{-\tau p} + 2e^{-2\tau p} - 2e^{-3\tau p} + \dots) \end{cases}$$

Now as a consequence of the initial condition (2.1), we have

$$(2.10) \quad L\ddot{x} = p^2 y - p^2 a$$

Hence Eq. (2.8) transforms to

$$(2.11) \quad (p^2 + \omega^2)y = p^2 a + A(1 - 2e^{-\tau p} + 2e^{-2\tau p} - 2e^{-3\tau p} + \dots)$$

Therefore we have

$$(2.12) \quad y = \frac{p^2 a}{p^2 + \omega^2} + \frac{A}{p^2 + \omega^2} (1 - 2e^{-T} + 2e^{-2T} - 2e^{-3T} + \dots)$$

Now from the table of transforms, we have

$$(2.13) \quad \begin{cases} L^{-1} \frac{p^2}{p^2 + \omega^2} = \cos \omega t \\ L^{-1} \frac{1}{p^2 + \omega^2} = \frac{1 - \cos \omega t}{\omega^2} \end{cases}$$

Hence we have on calculating the inverse transforms of (2.12)

$$(2.14) \quad x = a \cos \omega t + \frac{A}{\omega^2} (1 - \cos \omega t) \quad 0 < t < T$$

$$(2.15) \quad x = a \cos \omega t + \frac{A}{\omega^2} (1 - \cos \omega t) - \frac{2A}{\omega^2} [1 - \cos \omega(t - T)]$$

for $T < t < 2T$

The solution for greater values of t may be written down in a similar manner. It is noted that at

$$(2.16) \quad t = T \quad x = -a + \frac{2A}{\omega^2}$$

$$(2.17) \quad t = 2T \quad x = a - \frac{4A}{\omega^2}, \text{ etc.}$$

That is, each successive swing is $2A/\omega^2$ shorter than the preceding one. The solution should be continued until one of the swings lies inside the dead region $x = \pm A/\omega^2$. In such a case the motion stops.

3. The Free Oscillations of a Pendulum.

As another simple example of a nonlinear dynamical system, let us discuss the motion of the simple pendulum of Fig. 3.1.

Figure 3.1 represents a particle of mass m suspended from a fixed point O by a massless inextensible rod of length s , free to oscillate in the plane of the paper under the influence of gravity. If the pendulum is displaced by an angle θ from its position of equilibrium as shown in the figure, then the potential energy of the system V is the work done against gravity to lift the mass of the pendulum a distance h , given by

$$(3.1) \quad h = s(1 - \cos \theta)$$

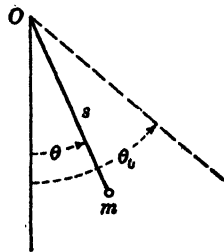


FIG. 3.1.

Hence the potential energy is

$$(3.2) \quad V = mgs(1 - \cos \theta)$$

The kinetic energy of motion of the pendulum is given by

$$(3.3) \quad T = \frac{1}{2}mv^2$$

where v is the linear velocity of the pendulum. In terms of the angle θ , we have

$$(3.4) \quad v = s \frac{d\theta}{dt} = s\dot{\theta}$$

Hence

$$(3.5) \quad T = \frac{1}{2}ms^2(\dot{\theta})^2$$

Now since there is no loss of energy from the system, we must have

$$(3.6) \quad T + V = C$$

where C is a constant representing the total energy. Hence substituting (3.2) and (3.3) into (3.6), we have

$$(3.7) \quad mgs(1 - \cos \theta) + \frac{1}{2}ms^2(\dot{\theta})^2 = C$$

To determine the constant C , let us assume that $\theta = \theta_0$ is the maximum amplitude of swing so that

$$(3.8) \quad \dot{\theta} = 0 \quad \text{when } \theta = \theta_0$$

Substituting this condition into (3.7), we have

$$(3.9) \quad C = mgs(1 - \cos \theta_0)$$

Hence we have

$$(3.10) \quad g(1 - \cos \theta) + \frac{s}{2}(\dot{\theta})^2 = g(1 - \cos \theta_0)$$

or

$$(3.11) \quad \dot{\theta}^2 = \frac{2g}{s}(\cos \theta - \cos \theta_0)$$

To obtain the equation of motion, we differentiate (3.11) with respect to time and obtain

$$(3.12) \quad 2\dot{\theta}\ddot{\theta} = -\frac{2g}{s}\sin \theta \dot{\theta}$$

or

$$(3.13) \quad \frac{d^2\theta}{dt^2} + \frac{g}{s}\sin \theta = 0$$

This is the equation of motion, and Eq. (3.11) is its first integral.

Equation (3.13) is a nonlinear differential equation because of the presence of the trigonometric function $\sin \theta$. In the theory of *small* oscillations of a pendulum, we expand $\sin \theta$ into a Maclaurin series of the form

$$(3.14) \quad \sin \theta = \theta - \frac{\theta^3}{3!} + \frac{\theta^5}{5!} - \frac{\theta^7}{7!} + \dots$$

If θ is always small, the approximation

$$(3.15) \quad \sin \theta \doteq \theta$$

is a very good one, and in this case (3.15) becomes

$$(3.16) \quad \frac{d^2\theta}{dt^2} + \frac{g}{s}\theta = 0$$

This is a linear equation with constant coefficients whose general solution is of the form

$$(3.17) \quad \theta = A \sin(\omega t + \phi)$$

where

$$(3.18) \quad \omega = \sqrt{\frac{g}{s}}$$

and A and ϕ are arbitrary constants that depend on the initial conditions of the motion. The period of the motion P_0 is given by

$$(3.19) \quad P_0 = \frac{2\pi}{\omega} = 2\pi \sqrt{\frac{s}{g}}$$

We thus see that the period is independent of the amplitude of oscillation in this case. By measuring s and P_0 , the acceleration g due to gravity may be determined by (3.19) to a high degree of accuracy.

To determine the period of oscillation for large amplitudes, we return to Eq. (3.11) and write it in the form

$$(3.20) \quad \frac{d\theta}{dt} = \sqrt{\frac{2g}{s}} \sqrt{\cos \theta - \cos \theta_0}$$

or

$$(3.21) \quad dt = \sqrt{\frac{s}{2g}} \frac{d\theta}{\sqrt{\cos \theta - \cos \theta_0}}$$

Now the period P_{θ_0} is twice the time taken by the pendulum to swing from $\theta = -\theta_0$ to $\theta = \theta_0$. Therefore

$$(3.22) \quad P_{\theta_0} = 2 \sqrt{\frac{s}{2g}} \int_{-\theta_0}^{\theta_0} \frac{d\theta}{\sqrt{\cos \theta - \cos \theta_0}}$$

If we use the trigonometric identities

$$(3.23) \quad \cos \theta = 1 - 2 \sin^2 \frac{\theta}{2} \quad \cos \theta_0 = 1 - 2 \sin^2 \frac{\theta_0}{2}$$

then we may write (3.22) in the form

$$(3.24) \quad P_{\theta_0} = \sqrt{\frac{s}{g}} \int_{-\theta_0}^{+\theta_0} \frac{d\theta}{\sqrt{\sin^2 \frac{\theta_0}{2} - \sin^2 \frac{\theta}{2}}}$$

Let us now introduce the two new variables k and ϕ by the equations

$$(3.25) \quad k = \sin \frac{\theta_0}{2}$$

and

$$(3.26) \quad \sin \frac{\theta}{2} = k \sin \phi$$

Hence

$$(3.27) \quad d\theta = \frac{2k \cos \phi d\phi}{\cos \frac{\theta}{2}} = \frac{2k \cos \phi d\phi}{1 - k^2 \sin^2 \phi}$$

In terms of these two new variables, the integral of (3.24) becomes

$$(3.28) \quad P_{\theta_0} = 4 \sqrt{\frac{s}{g}} \int_0^{\pi/2} \frac{d\phi}{\sqrt{1 - k^2 \sin^2 \phi}}$$

Now the integral

$$(3.29) \quad K(k) = \int_0^{\pi/2} \frac{d\phi}{\sqrt{1 - k^2 \sin^2 \phi}}$$

is called the complete elliptic integral of the first kind and is tabulated.¹

We therefore may write

$$(3.30) \quad P_{\theta_0} = 4 \sqrt{\frac{s}{g}} K(k)$$

Equation (3.25) determines k in terms of the maximum angle of swing θ_0 . From the tables of the function $K(k)$ and Eq. (3.30), we may determine the period P_{θ_0} . We thus find that for $\theta_0 = 60^\circ$, we have

$$(3.31) \quad P_{60^\circ} = 1.07P_0$$

and for $\theta_0 = 2^\circ$, we have

$$(3.32) \quad P_{2^\circ} = 1.000076P_0$$

where P_0 is given by (3.19).

¹ See, for example, B. O. Peirce, "A Short Table of Integrals," p. 121, Ginn and Company, Boston, 1929.

We thus see that the period of a pendulum depends on its amplitude of oscillation.

4. Restoring Force a General Function of the Displacement. Let us consider the motion of a particle of mass m . Let the mass be subjected to a restoring force $F(x)$ of an elastic nature tending to restore the mass m to the position of equilibrium $x = 0$.

The equation of motion of this system is, by Newton's law,

$$(4.1) \quad m \frac{d^2x}{dt^2} + F(x) = 0$$

If we let

$$(4.2) \quad v = \frac{dx}{dt}$$

the velocity, then we have

$$(4.3) \quad \frac{d^2x}{dt^2} = \frac{dv}{dt} = \frac{dv}{dx} \frac{dx}{dt} = v \frac{dv}{dx}$$

Hence Eq. (4.1) may be written in the form

$$(4.4) \quad mv \, dv + F(x) \, dx = 0$$

Now the potential energy of the system is, at any instant,

$$(4.5) \quad V(x) = \int_0^x F(u) \, du$$

The kinetic energy is

$$(4.6) \quad T = \frac{1}{2}mv^2$$

Let us suppose that the motion is started such that the mass is pulled out a certain distance $x = a$ and then released. We then have

$$(4.7) \quad \begin{aligned} x &= a \\ \dot{x} &= v = 0 \end{aligned}$$

In this case the total energy E imparted to the system is

$$(4.8) \quad E = \int_0^a F(u) \, du = V(a)$$

Now integrating Eq. (4.4), we obtain

$$(4.9) \quad \frac{mv^2}{2} + \int_0^x F(u) \, du = C$$

where C is a constant of integration. To determine C , we use the condition (4.7) and we have

$$(4.10) \quad \int_0^a F(u) \, du = C = E$$

Equation (4.9) may therefore be written in the form

$$(4.11) \quad \frac{mv^2}{2} = E - V(x)$$

or

$$(4.12) \quad v^2 = \frac{2(E - V)}{m} = \left(\frac{dx}{dt}\right)^2$$

Hence

$$(4.13) \quad \frac{dx}{dt} = \sqrt{\frac{2}{m}} \cdot \sqrt{E - V}$$

or

$$(4.14) \quad t = \sqrt{\frac{m}{2}} \int \frac{dx}{\sqrt{E - V(x)}} + t_0$$

where t_0 is an arbitrary constant. If we measure t so that

$$(4.15) \quad t = 0 \quad \text{at } x = 0$$

then we have from Eq. (4.14)

$$(4.16) \quad t = \frac{m}{2} \int_0^x \frac{du}{\sqrt{E - V(u)}} = N(x)$$

If it is possible to integrate this expression, we obtain

$$(4.17) \quad t = N(x)$$

or, inversely,

$$(4.18) \quad x = F(t)$$

In some cases it is possible to integrate the expression (4.16) explicitly, but usually the integration leads to elliptic integrals and Eq. (4.18) leads to elliptic functions.

The period of the motion is given by the equation

$$(4.19) \quad P = 4 \sqrt{\frac{m}{2}} \int_0^a \frac{du}{\sqrt{E - V(u)}}$$

A special case of this general theory is the motion of a pendulum with large amplitude discussed in Sec. 3. In the case of the pendulum, the kinetic energy is

$$(4.20) \quad T = \frac{1}{2}ms^2\dot{\theta}^2$$

The potential energy is

$$(4.21) \quad V(\theta) = mgs(1 - \cos \theta)$$

The total energy is

$$(4.22) \quad E = mgs(1 - \cos \theta_0)$$

Substituting these expressions into (4.16), we have

$$(4.23) \quad t = s \sqrt{\frac{m}{2}} \int_0^\theta \frac{du}{\sqrt{mgs(\cos u - \cos \theta_0)}}$$

or

$$(4.24) \quad t = \sqrt{\frac{s}{2g}} \int_0^\theta \frac{du}{\sqrt{\cos u - \cos \theta_0}}$$

The period of the pendulum P is given by

$$(4.25) \quad P = 4 \sqrt{\frac{s}{2g}} \int_0^{\theta_0} \frac{du}{\sqrt{\cos u - \cos \theta_0}}$$

Equation (4.19) enables one to calculate the natural frequency of a conservative oscillatory system whose restoring force is nonlinear. If the integration cannot be performed, numerical or graphical integration may be resorted to in order to obtain the period P .

5. An Operational Analysis of Nonlinear Dynamical Systems. A powerful method of determining the free oscillations of certain nonlinear systems will be given in this section. The method presented here is an operational adaptation of the one developed by Linsted and Liapounoff.¹

The method may be illustrated by a consideration of a mechanical oscillating system consisting of a mass attached to a spring. The equation of the free vibration of such a system is

$$(5.1) \quad \frac{m d^2x}{dt^2} + F(x) = 0$$

where $\frac{m d^2x}{dt^2}$ is the inertia force of the mass, $F(x)$ is the spring force, and x is measured from the position of equilibrium of the mass when the spring is not stressed. Let us consider the symmetrical case where

$$(5.2) \quad F(x) = kx + bx^3$$

Hence (5.1) becomes

$$(5.3) \quad \frac{m d^2x}{dt^2} + kx + bx^3 = 0$$

¹ SEC. A. M. KRILOFF: *Bulletin of the Russian Academy of Sciences*, No. 1, p. 1, 1933.

or

$$(5.4) \quad \frac{d^2x}{dt^2} + \omega^2x + \alpha x^3 = 0$$

where

$$(5.5) \quad \omega = \left(\frac{k}{m}\right)^{\frac{1}{2}}$$

$$(5.6) \quad \alpha = \frac{b}{m}$$

Equation (5.4) occurs in the theory of nonlinear vibrating systems and certain types of nonlinear electrical systems and serves to illustrate the general method of analysis. Let us consider the solution of the Eq. (5.4) subject to the initial conditions

$$(5.7) \quad \left. \begin{aligned} x &= a \\ \dot{x} &= 0 \end{aligned} \right\} \quad \text{at } t = 0$$

That is, the mass is displaced a distance a and allowed to oscillate freely. We are interested in studying the subsequent behavior of the motion.

Let us now multiply the Eq. (5.4) by $pe^{-pt} dt$ and integrate from 0 to ∞ . We thus obtain

$$(5.8) \quad p \int_0^\infty e^{-pt} \left(\frac{d^2x}{dt^2} + \omega^2x + \alpha x^3 \right) dt = 0$$

Let us now use the notation of Chap. XXI and write

$$(5.9) \quad Lx(t) = y(p)$$

Now by an integration by parts, it may easily be shown that

$$(5.10) \quad \frac{L d^2x}{dt^2} = -p\dot{x}_0 - p^2x_0 + p^2y$$

where \dot{x}_0 and x_0 are the initial velocity and displacement of the particle at $t = 0$.

In view of the initial conditions (5.7) and the transform (5.10), the Eq. (5.8) may be written in the form

$$(5.11) \quad (p^2 + \omega^2)y = p^2a - Lx^3$$

Now let

$$(5.12) \quad x = x_0 + \alpha x_1 + \alpha^2 x_2 + \alpha^3 x_3 + \dots$$

$$(5.13) \quad \omega^2 = \omega_0^2 + c_1\alpha + c_2\alpha^2 + c_3\alpha^3 + \dots$$

$$(5.14) \quad y = y_0 + \alpha y_1 + \alpha^2 y_2 + \alpha^3 y_3 + \dots$$

$$(5.15) \quad y_i(p) = Lx_i(t)$$

In these expressions the quantities $x_r(t)$ are functions of time to be determined, ω_0 is the frequency which will be determined later. The c_i quantities are constants which are chosen to eliminate resonance conditions in a manner that will become clear as we proceed. The $y_r(p)$ quantities are the Laplace transforms of the $x_r(t)$ quantities.

In most nonlinear dynamical systems, the quantity α is small compared with ω^2 and the series (5.12) may be shown to converge. In the following discussion, let us limit our calculations by omitting all the terms containing α to a power higher than the third. Substituting the above expressions into (5.11), we obtain

$$(5.16) \quad p^2(y_0 + \alpha y_1 + \alpha^2 y_2 + \alpha^3 y_3) + (\omega_0^2 + c_1 \alpha + c_2 \alpha^2 + c_3 \alpha^3) \times (y_0 + \alpha y_1 + \alpha^2 y_2 + \alpha^3 y_3) = p^2 a - L(x_0 + \alpha x_1 - \alpha^2 x_2 + \alpha^3 x_3)^3$$

If we now neglect all terms containing α to powers higher than the third, we obtain

$$(5.17) \quad (p^2 y_0 + \omega_0^2 y_0) + \alpha(p^2 y_1 + \omega_0^2 y_1 + c_1 y_0 + Lx_0^3) + \alpha^2(p^2 y_2 + \omega_0^2 y_2 + c_2 y_0 + c_1 y_1 + L3x_0^2 x_1) + \alpha^3[p^2 y_3 + \omega_0^2 y_3 + c_3 y_0 + c_2 y_1 + c_1 y_2 + L(3x_0^2 x_2 + 3x_0 x_1^2)] = p^2 a$$

This equation must hold for any value of the quantity α . This means that each factor for each of the three powers of α must be zero. Hence the Eq. (5.17) splits up into the following system of equations:

$$(5.18) \quad p^2 y_0 + \omega_0^2 y_0 = p^2 a$$

$$(5.19) \quad p^2 y_1 + \omega_0^2 y_1 = -c_1 y_0 - Lx_0^3$$

$$(5.20) \quad p^2 y_2 + \omega_0^2 y_2 = -c_2 y_0 - c_1 y_1 - L3x_0^2 x_1$$

$$(5.21) \quad p^2 y_3 + \omega_0^2 y_3 = -c_3 y_0 - c_2 y_1 - c_1 y_2 - L(3x_0^2 x_2 + 3x_0 x_1^2)$$

Using the notation

$$(5.22) \quad T(\phi) = \frac{1}{p^2 + \phi^2}$$

then the Eq. (5.18) may be written in the form

$$(5.23) \quad y_0 = p^2 a T(\omega_0) = Lx_0$$

From the table of transforms, see Appendix to Sec. 5, we have

$$(5.24) \quad L^{-1} p^2 a T(\omega_0) = a \cos \omega_0 t = x_0$$

This represents the first approximation to the solution of the Eq. (5.4) subject to the initial conditions (5.7). The transform of the second approximation as given by (5.19) may be written in the form

$$(5.25) \quad y_1 = -c_1 y_0 T(\omega_0) - T(\omega_0) Lx_0^3$$

From the table of transforms, we have

$$(5.26) \quad Lx_0^3 = La^3 \cos^3 \omega_0 t = \frac{a^3}{4} [3p^2 T(\omega_0) + p^2 T(3\omega_0)]$$

Substituting (5.23) and (5.26) into (5.25), we obtain

$$(5.27) \quad y_1 = -p^2 T^2(\omega_0) \left(c_1 a + \frac{3a^3}{4} \right) - \frac{a^3}{4} p^2 T(\omega_0) T(3\omega_0)$$

Now from the table of transforms, it is seen that

$$(5.28) \quad L^{-1} p^2 T^2(\omega_0) = \frac{t}{2\omega_0} \sin \omega_0 t$$

Hence the first term of the right member of (5.27) corresponds to a condition of resonance. We may eliminate this condition of resonance by placing the coefficient of this term equal to zero. Then

$$(5.29) \quad c_1 a + \frac{3a^3}{4} = 0$$

or

$$(5.30) \quad c_1 = -\frac{3a^2}{4}$$

This determines the constant c_1 . With the resonance condition eliminated, (5.27) reduces to

$$(5.31) \quad y_1 = -\frac{a^3}{4} p^2 T(\omega_0) T(3\omega_0)$$

Making use of the table of transforms, we obtain the second approximation

$$(5.32) \quad x_1 = L^{-1} y_1 = L^{-1} - \frac{a^3}{4} p^2 T(\omega_0) T(3\omega_0) = \frac{a^3}{32\omega_0^2} (\cos 3\omega_0 t - \cos \omega_0 t)$$

If we limit our calculations to the second approximation, we obtain from (16)

$$(5.33) \quad x = a \cos \omega_0 t + \frac{\alpha a^3}{32\omega_0^2} (\cos 3\omega_0 t - \cos \omega_0 t)$$

The angular frequency is obtained by substituting the value of c_1 given by (34) into (17). This gives

$$(5.34) \quad \omega_0^2 = \omega^2 + \frac{3}{4} a^2 \alpha$$

From this we see that the presence of the term x^3 in the equation introduces a higher harmonic term $\cos 3\omega_0 t$ and the fundamental frequency is not constant but depends on the amplitude a and it increases with a provided that the quantity α is positive.

The third approximation is obtained by substituting the above values of y_0 , y_1 , x_0 , and x_1 into (5.20). This gives

$$(5.35) \quad y_2 = -c_2 p^2 a T^2(\omega_0) + \frac{c_1 a^3}{4} T(\omega_0) p^2 T(\omega_0) T(3\omega_0) - T(\omega_0) L(3x_0^2 x_1)$$

We must now compute

$$(5.36) \quad L(3x_0^2 x_1) = L\left(\frac{3a^5}{32\omega_0^3} \cos^2 \omega_0 t \cos 3\omega_0 t - \cos \omega_0 t\right)$$

By using the table of transforms, we easily obtain

$$(5.37) \quad L(3x_0^2 x_1) = \frac{3a^5 p^2}{4 \cdot 32\omega_0^3} [T(5\omega_0) + T(3\omega_0) + T(3\omega_0) - 2T(\omega_0)]$$

Substituting this value of $L(3x_0^2 x_1)$ and making use of the identity

$$(5.38) \quad T(a)T(b) = \frac{1}{(b^2 - a^2)} [T(a) - T(b)]$$

we write (5.35) in the form

$$(5.39) \quad y_2 = p^2 T^2(\omega_0) \left(-c_2 a + \frac{c_1 a^3}{32\omega_0^2} + \frac{3a^5}{64\omega_0^3}\right) + p^2 T(\omega_0) T(3\omega_0) \left(-\frac{c_1 a^3}{32\omega_0^2} - \frac{3a^5}{4 \cdot 32\omega_0^3}\right) - p^2 T(\omega_0) T(5\omega_0) \left(\frac{3a^5}{4 \cdot 32\omega_0^3}\right)$$

To eliminate the condition of resonance, we equate the coefficient of the $p^2 T^2(\omega_0)$ term to zero, substituting the value of c_1 into the coefficient. We thus obtain

$$(5.40) \quad c_2 = \frac{3a^4}{128\omega_0^3}$$

On substituting the value of c_1 into the second member of (5.39), we see that this term vanishes and we have

$$(5.41) \quad y_2 = -\frac{3a^5}{128\omega_0^3} p^2 T(\omega_0) T(5\omega_2)$$

Using the table of transforms to obtain the inverse transform of y_2 , we have the third approximation

$$(5.42) \quad x_2 = \frac{a^5}{1024\omega_0^4} (\cos 5\omega_0 t - \cos \omega_0 t)$$

From (5.12) we thus have the third approximation

$$(5.43) \quad x = a \cos(\omega_0 t) + \frac{\alpha a^3}{32\omega_0^2} (\cos 3\omega_0 t - \cos \omega_0 t) + \frac{\alpha^2 a^5}{1024\omega_0^4} (\cos 5\omega_0 t - \cos \omega_0 t)$$

where now the fundamental frequency is given by (5.13) to be

$$(5.44) \quad \omega_0^2 = \omega^2 + \frac{3}{4} a^2 \alpha - \frac{3a^4 \alpha^2}{128 \omega_0^2}$$

The fourth approximation is obtained in the same manner from (5.21). We compute

$$(5.45) \quad L(3x_0^2 x_2 + 3x_0 x_1^2) = \frac{3a^7 p^2}{4.102 \omega_0^4} [2T(7\omega_0) + T(5\omega_0) - 3T(3\omega_0)]$$

by using the table of transforms. Substituting the values of the quantities $y_0, y_1,$ and y_2 as given above into Eq. (5.21) and making use of the relation (5.45), we obtain

$$(5.46) \quad y_3 = -c_3 p^2 a T^2(\omega_0) - \frac{c_2 T(\omega_0) a^2 p^2}{32 \omega_0^2} [T(3\omega_0) - T(\omega_0)] - \frac{c_1 T(\omega_0) a^5 p^2}{1024 \omega_0^4} [T(5\omega_0) - T(\omega_0)] - \frac{3a^7 p^2 T(\omega_0)}{4.1024 \omega_0^4} [2T(7\omega_0) + T(5\omega_0) - 3T(3\omega_0)]$$

The condition for no resonance leads to

$$(5.47) \quad c_3 a = \frac{c_2 a^3}{32 \omega_0^2} + \frac{c_1 a^5}{1024 \omega_0^4}$$

Substituting the value of c_1 and c_2 given by (5.30) and (5.40) into (5.47), we obtain

$$(5.48) \quad c_3 = 0$$

Suppressing the resonance terms, the Eq. (5.46) reduces to

$$(5.49) \quad y_3 = p^2 T(\omega_0) T(3\omega_0) \left(\frac{3a^7}{2,048 \omega_0^4} \right) + p^2 T(\omega_0) T(7\omega_0) \left(-\frac{6a^7}{4096 \omega_0^4} \right)$$

Computing the inverse transform by the use of the tables of transform, we obtain

$$(5.50) \quad x_3 = \frac{a^7}{32,768 \omega_0^8} (5 \cos \omega_0 t - 18 \cos 3\omega_0 t + \cos 7\omega_0 t)$$

Substituting x_0, x_1, x_2, x_3 into (5.12), we obtain the fourth approximation

$$(5.51) \quad x = a \cos(\omega_0 t) + \frac{\alpha a^3}{32 \omega_0^2} (\cos 3\omega_0 t - \cos \omega_0 t) + \frac{\alpha^2 a^5}{1024 \omega_0^4} (\cos 5\omega_0 t - \cos \omega_0 t) + \frac{\alpha^3 a^7}{32,768 \omega_0^8} (5 \cos \omega_0 t - 18 \cos 3\omega_0 t + \cos 7\omega_0 t)$$

To this approximation, the fundamental frequency ω_0 is given by (5.13) and is

$$(5.52) \quad \omega_0^2 = \omega^2 + \frac{3}{4} \alpha a^2 - \frac{3}{128} \alpha^2 \frac{a^4}{\omega_0^2}$$

Now in all the calculations, terms to higher power than the third have been omitted. We may simplify Eq. (5.52) by substituting on the right side the value of ω_0 given by (5.34). We thus obtain

$$(5.53) \quad \omega_0^2 = \omega^2 + \frac{3}{4} \alpha a^2 - \frac{3}{128} a^2 \left(\frac{a^4}{2 + \frac{3}{4} \alpha a^2} \right)$$

Expanding the bracket term in powers of α and retaining only powers of α up to the third, we have

$$(5.54) \quad \omega_0^2 = \omega^2 + \frac{3}{4} \alpha a^2 - \frac{3\alpha^2 a^4}{128 \omega^2} + \frac{9\alpha^3 a^6}{512 \omega^4}$$

Further approximations may be carried out by the same general procedure.

a. The Vibrations of a Pendulum. The above analysis may be applied to the study of a theoretical pendulum. The equation of motion of such a pendulum is

$$(5.55) \quad \ddot{\theta} + \frac{g}{l} \sin \theta = 0$$

where l is the length of the pendulum and g is the gravitational constant. If we develop $\sin \theta$ in a power series in θ and retain only the first two terms of the series, we obtain

$$(5.56) \quad \ddot{\theta} + \frac{g}{l} \theta - \frac{g}{6l} \theta^3 = 0$$

If we stipulate the initial condition that at $t = 0$, $\theta = \theta_0$, we may make use of the preceding analysis by letting

$$(5.57) \quad \theta_0 = a$$

$$(5.58) \quad \omega^2 = \frac{g}{l}$$

$$(5.59) \quad \alpha = -\frac{g}{6l}$$

Using the first approximation for the angular frequency as given by (5.34), we have

$$(5.60) \quad \omega_0^2 = \frac{g}{l} - \frac{g\theta_0^2}{8l}$$

To this approximation, the period of the oscillations is given by

$$(5.61) \quad T = \frac{2\pi}{\omega_0} = 2\pi \sqrt{\left[\frac{l}{g} \left(1 - \frac{\theta_0^2}{8} \right) \right]^{\frac{1}{2}}}$$

For small amplitude θ_0 , the radical may be expanded in powers of θ_0 and we may write

$$(5.62) \quad T = 2\pi \left(\frac{l}{g} \right)^{\frac{1}{2}} \left(1 + \frac{\theta_0^2}{16} \right)$$

This formula gives excellent results for small amplitudes of oscillation.

b. Nonlinear Electrical Circuit. As another example of the method, let us consider the free oscillations of an electrical circuit consisting of an inductance and a condenser in series. The equation of such a circuit may be written in the form

$$(5.63) \quad \frac{d\phi}{dt} + \frac{Q}{C} = 0$$

where ϕ is the total flux linking the circuit, Q is the charge on the condenser, and C is the capacitance of the system. For simplicity we assume that the circuit is devoid of resistance. If the inductance of the system consists of a coil of wire wound on an iron core, we have in general

$$(5.64) \quad i = F(\phi)$$

where i is the current flowing in the circuit. The functional dependence between the current in the circuit and the flux ϕ depends on the functional variation of the flux density B of the material of the inductance coil with the magnetizing force, which is proportional to the current i . This function is many-valued in general. However, it may be taken to be single-valued at large magnetizing forces for Nicalloy, Permalloy, and low-loss steels.

Several analytical expressions have been suggested to express approximately the relation between the magnetizing current i and the total flux ϕ in a ferromagnetic material. Some of the expressions are

$$(5.65) \quad i = \sum_{n=1}^m a_n \phi^n$$

$$(5.66) \quad i = A \sinh \phi$$

$$(5.67) \quad i = A_0 + \sum_{n=1}^{\infty} A_n \cos n\phi + \sum_{n=1}^{\infty} B_n \sin n\phi$$

and other forms may be derived. In ordinary circuit theory, the linear relation

$$(5.68) \quad i = \frac{1}{L} \phi$$

is assumed. The coefficient L is then the inductance of the system. In our analysis, we shall assume that the relation between i and ϕ is given by

$$(5.69) \quad i = \frac{1}{L} \phi + \frac{1}{b} \phi^3$$

where the coefficient $1/b$ is a measure of the nonlinearity of the system. This expression may be regarded as the first two terms of the power series of the relation (5.66) and by a proper choice of the coefficients may be made to approximate the actual $i - \phi$ curve of a material quite accurately. If we differentiate Eq. (5.63), we obtain

$$(5.70) \quad \frac{d^2\phi}{dt^2} + \frac{i}{C} = 0$$

in view of the relation

$$(5.71) \quad i = \frac{dQ}{dt}$$

Substituting the value of i given by (5.69) into (5.70) gives

$$(5.72) \quad \frac{d^2\phi}{dt^2} + \frac{1}{LC} \phi + \frac{1}{Cb} \phi^3 = 0$$

If we now let

$$(5.73) \quad \omega^2 = \frac{1}{LC}$$

$$(5.74) \quad \alpha = \frac{1}{bC}$$

$$(5.75) \quad \phi = x$$

Then the Eq. (5.72) is identical with Eq. (5.4). Let us now consider the case in which at $t = 0$ there is no current flowing in the system and the condenser has an initial charge of Q_0 . In view of Eqs. (5.63) and (5.69), we therefore have the following initial conditions of the independent variable x :

$$(5.76) \quad \left. \begin{aligned} x &= 0 \\ \frac{dx}{dt} &= -\frac{Q_0}{C} = v_0 \end{aligned} \right\} \quad \text{at } t = 0$$

In this case, therefore, we have to solve the Eq. (5.4) subject to the initial conditions (5.76). As before, we let y be the transform of x .

The transformed equation is in this case

$$(5.77) \quad (p^2 + \omega^2)y = pv_0 - Lx^3$$

To treat this case, we again establish the sequences of (5.16) to (5.21) and by equating like powers of α we obtain the set of equations

$$(5.78) \quad p^2y_0 + \omega_0^2y_0 = pv_0$$

$$(5.79) \quad p^2y_1 + \omega_0^2y_1 = -c_1y_0 - Lx_0^3$$

$$(5.80) \quad p^2y_2 + \omega_0^2y_2 = -c_2y_0 - c_1y_1 - L(3x_0^2x_1)$$

$$(5.81) \quad p^2y_3 + \omega_0^2y_3 = -c_3y_0 - c_2y_1 - c_1y_2 - L(3x_0^2x_2 + 3x_0x_1^2)$$

This set of equations is the same as the set (5.18) to (5.21) with the exception of the first one because of the different boundary conditions. The first approximation is obtained from (5.78) by writing

$$(5.82) \quad y_0 = pv_0T(\omega_0) = Lx_0$$

From the table of transforms this gives the first approximation

$$(5.83) \quad x_0 = v_0 \sin \frac{\omega_0 t}{\omega_0}$$

We now write (5.79) in the form

$$(5.84) \quad y_1 = T(\omega_0)(-c_1y_0 - Lx_0^3)$$

From the table of transforms, we have

$$(5.85) \quad Lx_0 = \frac{3v_0^3}{4\omega_0^3} [pT(\omega_0) - pT(3\omega_0)]$$

Substituting (5.82) and (5.85) into (5.84), we obtain

$$(5.86) \quad y_1 = pT^2(\omega_0) \left(-c_1v_0 - \frac{3v_0^3}{4\omega_0^3} \right) + \frac{3v_0^3}{4\omega_0^3} pT(\omega_0)T(3\omega_0) = Lx_1$$

The term $pT^2(\omega_0)$ leads to resonance, as may be seen from the table of transforms; hence its coefficient must be set equal to zero. This yields

$$(5.87) \quad c_1 = -\frac{3v_0^3}{4\omega_0^3}$$

By means of the table of transforms (Appendix), we then obtain

$$(5.88) \quad x_1 = L^{-1}y_1 = \frac{3v_0^3}{32\omega_0^3} (\sin \omega_0 t - \sin 3\omega_0 t)$$

To this approximation we obtain the angular frequency ω_0 from (5.13) to be

$$(5.89) \quad \omega_0^2 = \omega^2 + \frac{3v_0^2\alpha}{4\omega^2}$$

The second approximation is therefore

$$(5.90) \quad x = \frac{v_0 \sin(\omega_0 t)}{\omega_0} + \frac{3v_0^3\alpha}{32\omega_0^5} \left(\sin \omega_0 t - \frac{\sin 3\omega_0 t}{3} \right)$$

The variation of the charge on the condenser may be obtained from (5.63) in the form

$$(5.91) \quad Q = -C \frac{dx}{dt} = Q_0 \cos \omega_0 t + \frac{3Q_0^3}{32\omega_0^3 b c^3} (\cos \omega_0 t - \cos 3\omega_0 t)$$

In view of (5.89) the natural frequency of the system may be written in the form

$$(5.92) \quad f = \frac{1}{2\pi} \left(\frac{1}{LC} + \frac{3}{4} \frac{Q_0^2 L^2}{b C} \right)^{\frac{1}{2}}$$

to the second approximation. We see that the frequency varies with the initial charge on the condenser Q_0 .

c. Oscillator Nonlinearly Damped. As another application of the method in the study of free oscillations, let us apply it to the study of a freely vibrating system whose damping force is proportional to the square of the velocity. The equation of motion of this system is given by

$$(5.93) \quad \ddot{x} + \omega^2 x \pm \alpha \dot{x}^2 = 0$$

The minus sign must be taken when the velocity is in the direction of the negative x axis and the plus sign when the velocity is in the direction of the positive x axis. Let us assume the initial conditions

$$(5.94) \quad \text{at } t = 0 \quad \begin{cases} x = a \\ \dot{x} = 0 \end{cases}$$

We thus have to consider the equation

$$(5.95) \quad \ddot{x} + \omega^2 x - \alpha \dot{x}^2 = 0$$

for the first half of the oscillation. As before, we set up the sequences (5.12) to (5.15), and if we limit our calculations to the terms containing α^2 , we obtain the following set of equations:

$$(5.96) \quad p^2 y_0 + \omega_0^2 y_0 = p^2 a$$

$$(5.97) \quad p^2 y_1 + \omega_0^2 y_1 = -c_1 y_0 + L \dot{x}_0^2$$

$$(5.98) \quad p^2 y_2 + \omega_0^2 y_2 = -c_1 y_1 - c_2 y_0 + L(2\dot{x}_0 \dot{x}_1)$$

From (5.96) we obtain

$$(5.99) \quad y_0 = p^2 a T(\omega_0) = La \cos \omega_0 t = Lx_0$$

Substituting this into (5.96), we get

$$(5.100) \quad y_1 = -c_1 p^2 a T^2(\omega_0) + \frac{\omega_0^2 a^2}{2} [T(\omega_0) - p^2 T(\omega_0) T(2\omega_0)]$$

In order to eliminate resonance, we must choose

$$(5.101) \quad c_1 = 0$$

Hence

$$(5.102) \quad y_1 = \frac{\omega_0^2 a^2}{2} \left[T(\omega_0) - \frac{p^2}{3\omega_0^2} T(\omega_0) + \frac{p^2}{3\omega_0^2} T(2\omega_0) \right]$$

By means of the table of transforms, we obtain

$$(5.103) \quad x_1 = L^{-1}y_1 = \frac{a^2}{2} - \frac{2}{3} a^2 \cos \omega_0 t + \frac{a^2}{6} \cos 2\omega_0 t$$

Substituting the various transforms involved into (5.98) gives

$$(5.104) \quad y_2 = p^2 T^2(\omega_0) \left(-c_2 a + \frac{2a^3 \omega_0^2}{6} \right) - \frac{2a^3 \omega_0^2 p^2}{6} T(\omega_0) T(3\omega_0) + \frac{4a^3 \omega_0^2}{6} p^2 T(\omega_0) T(2\omega_0) - \frac{4a^3 \omega_0^2}{6} T(\omega_0)$$

The condition that there be no resonance in this case gives

$$(5.105) \quad c_2 = \frac{a^2 \omega_0^2}{3}$$

From the table of transforms, we obtain

$$(5.106) \quad x_2 = L^{-1}y_2 = -\frac{2}{3} a^3 + \frac{a^3}{72} (61 \cos \omega_0 t - 16 \cos 2\omega_0 t + 3 \cos 3\omega_0 t)$$

Substituting the above values of x_0 , x_1 , and x_2 into (5.12), we obtain

$$(5.107) \quad x = a \cos \omega_0 t + \frac{\alpha a^2}{6} (3 - 4 \cos \omega_0 t + \cos 2\omega_0 t) - \frac{\alpha^2 a^3}{72} (48 - 61 \cos \omega_0 t + 16 \cos 2\omega_0 t - 3 \cos 3\omega_0 t)$$

Substituting the above values of c_1 and c_2 into (5.13) gives

$$(5.108) \quad \omega^2 = \omega_0^2 + \frac{\omega_0^2 a^2 \alpha^2}{3}$$

or

$$(5.109) \quad \omega_0 = \frac{\omega}{(1 + \frac{1}{3}a^2\alpha^2)^{\frac{1}{2}}}$$

If we let $T_1/2$ be the time required for the oscillation to reach its maximum negative displacement to the left, we have

$$(5.110) \quad \frac{T_1}{2} = \frac{\pi}{\omega_0} = \frac{\pi(1 + \frac{1}{3}a^2\alpha^2)^{\frac{1}{2}}}{\omega} \doteq \frac{\pi}{\omega} \left(1 + \frac{1}{6}a^2\alpha^2 \right)$$

To determine the maximum negative displacement $+a_1$, we place $\omega_0 t = \pi$ in (5.107) and we obtain

$$(5.111) \quad +a_1 = -a + \frac{4}{3}\alpha a^2 - \frac{1}{9}\alpha^2 a^3$$

Now to determine the motion for the next half cycle we must solve the equation

$$(5.112) \quad \ddot{x} + \omega^2 x + \alpha \dot{x}^2 = 0$$

subject to the initial conditions

$$(5.113) \quad \left. \begin{aligned} x &= -a_1 \\ \dot{x} &= 0 \end{aligned} \right\} \quad \text{at } t = 0$$

However, if we make the change in variable

$$(5.114) \quad x = -y$$

we see that we must then solve the equation

$$(5.115) \quad y + \omega^2 y - \alpha \dot{y}^2 = 0$$

subject to

$$(5.116) \quad \left. \begin{aligned} y &= a_1 \\ \dot{y} &= 0 \end{aligned} \right\} \quad \text{at } t = 0$$

However, this is the same equation whose solution we have just obtained. The only difference is that we have a_1 instead of a in the initial conditions. We thus obtain

$$(5.117) \quad \frac{T_2}{2} \doteq \frac{\pi}{\omega} \left(1 + \frac{1}{6}a_1^2\alpha^2 \right)$$

for the time required for the second half cycle and

$$(5.118) \quad a_2 = -a_1 + \frac{4}{3}\alpha a_1^2 - \frac{1}{9}\alpha^2 a_1^3$$

for the displacement of the system at the end of the second half cycle. It is thus evident that the oscillation has a gradually decreasing

amplitude. Its amplitude after the $(n + 1)$ th half cycle is given by

$$(5.119) \quad a_{n+1} = -a_n + \frac{4}{3}\alpha a_n^2 - \frac{1}{3}\alpha^2 a_n^3$$

TABLE OF TRANSFORMS

$$\text{Let } T(\omega) = \frac{1}{p^2 + \omega^2}$$

1. $L \sin \omega t = \omega p T(\omega)$
2. $L \sin^2 \omega t = \frac{1}{2}[1 - p^2 T(2\omega)]$
3. $L \sin^3 \omega t = \frac{1}{4}[3p\omega T(\omega) - 3\omega p T(3\omega)]$
4. $L \cos \omega t = p^2 T(\omega)$
5. $L \cos^2 \omega t = \frac{1}{2}[1 + p^2 T(2\omega)]$
6. $L \cos^3 \omega t = \frac{1}{4}[3p^2 T(\omega) + p^2 T(3\omega)]$
7. $L \sin At \cos Bt = \frac{1}{2}[(A + B)pT(A + B) + (A - B)pT(A - B)]$
8. $L \cos At \cos Bt = \frac{p^2}{2}[T(A + B) + T(A - B)]$
9. $L \sin At \sin Bt = \frac{p^2}{2}[T(A - B) - T(A + B)]$
10. $L \sin At \sin Bt \sin ct = \frac{p}{4}[(A + B - c)T(A + B - c) + (B + c - A)T(B + c - A) + (c + A - B)T(c + A - B) - (A + B + c)T(A + B + c)]$
11. $L \sin At \cos Bt \cos ct = \frac{p}{4}[(A + B - c)T(A + B - c) - (B + c - A)T(B + c - A) + (c + A - B)T(c + A - B) + (A + B + c)T(A + B + c)]$
12. $L \sin At \sin Bt \cos ct = \frac{p^2}{4}[T(B + c - A) - T(A + B - c) + T(c + A - B) - T(A + B + c)]$
13. $L \cos At \cos Bt \cos ct = \frac{p^2}{4}[T(A + B - c) + T(B + c - A) + T(c + A - B) + T(A + B + c)]$
14. $L^{-1}p^2 T(a)T(b) = \frac{\cos at - \cos bt}{(b^2 - a^2)}$
15. $L^{-1}p^2 T^2(\omega) = \frac{t \sin \omega t}{2\omega}$
16. $L^{-1}p T^3(\omega) = \frac{\sin \omega t}{2\omega^3} - \frac{t \cos \omega t}{2\omega^2}$
17. $L^{-1}T(\omega) = \frac{1 - \cos \omega t}{\omega^2}$
18. $T(a)T(b) = \frac{1}{b^2 - a^2}[T(a) - T(b)]$

6. Forced Vibrations of Nonlinear Systems. In the last section, the *free vibrations* of oscillating systems with nonlinear restoring forces were considered. In this section the *forced* oscillations of systems with nonlinear restoring forces will be considered.

As a typical example of such a system, let us consider the mechanical case of an oscillator of mass m acted upon by a nonlinear elastic restoring force $F(x)$ and by a periodic external force $F_0 \cos \omega t$.

The equation of motion of such a system is

$$(6.1) \quad m \frac{d^2x}{dt^2} + F(x) = F_0 \cos \omega t$$

Let us first discuss the case in which the restoring force is symmetric, that is, it has equal magnitude at corresponding points on both sides of the position of equilibrium or position of rest. In this case, only *odd* powers may occur in the law of force. Otherwise we have an unsymmetrical law of force and hence an unsymmetric vibration. This is expressed mathematically by the condition

$$(6.2) \quad F(-x) = F(x)$$

Since the methods of analysis and the qualitative results do not depend greatly upon the special form of $F(x)$, we shall choose the following form for the restoring force $F(x)$:

$$(6.3) \quad F(x) = kx - \delta x^3$$

where $k > 0$.

If $\delta > 0$, it is said that the restoring force corresponds to a soft spring, while if $\delta < 0$, the restoring force is said to correspond to a *hard* spring. In the case that $\delta > 0$, the restoring force decreases with the amplitude of oscillation as in the case of a pendulum. In this case the *natural frequency* decreases with increasing amplitude.

Inserting (6.3) into (6.1), we have the equation of motion

$$(6.4) \quad m \frac{d^2x}{dt^2} + kx - \delta x^3 = F_0 \cos \omega t$$

This equation is known in the literature as Duffing's equation.¹

Experiments performed on dynamical systems whose equations of motion are of the form (6.4) show that as the time t increases the motion of the system becomes periodic after some transient motions have died out. The period of the resulting oscillations is found to have a fundamental frequency of $\omega/2\pi$ and may therefore be represented by a Fourier series in multiples of ω .

The amplitude of the steady state (as $t \rightarrow \infty$) may be calculated by the following approximate method.

As a first approximation, let us assume

$$(6.5) \quad x_1 = a \cos \omega t$$

where the amplitude a is to be determined. If we substitute this

¹ DUFFING, G.: "Erzwungene Schwingungen bei veränderlicher Eigenfrequenz," Friedrich Vieweg & Sohn, Brunswick, Germany, 1918.

expression for x in (6.4) and make use of the trigonometric identity

$$(6.6) \quad \cos^3 \omega t = \frac{1}{4} \cos 3\omega t + \frac{3}{4} \cos \omega t$$

we obtain the equation

$$(6.7) \quad \left(-m\omega^2 + ka - \frac{3}{4} \delta a^3 \right) - \frac{\delta}{4} a^3 \cos 3\omega t = F_0 \cos \omega t$$

If the fundamental vibration is to satisfy Eq. (6.4), we must have

$$(6.8) \quad \frac{3}{4} \frac{\delta}{m} a^3 + (\omega^2 - \omega_0^2)a + \frac{F_0}{m} = 0$$

where

$$(6.9) \quad \omega_0 = \sqrt{\frac{k}{m}}$$

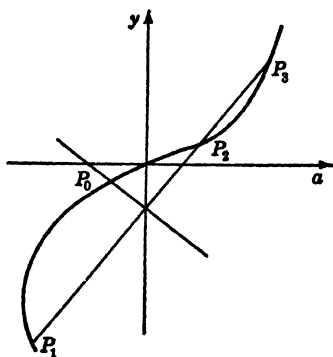


FIG. 6.1.

This is the natural angular frequency of the system in the absence of the non-linear term.

Equation (6.8) determines the amplitude of the oscillation. If we divide equation (6.8) by ω_0^2 , we obtain

$$(6.10) \quad \frac{3}{4} \frac{a^3}{m\omega_0^2} = \left(1 - \frac{\omega^2}{\omega_0^2} \right) a - \frac{F_0}{\omega_0^2 m}$$

The roots of this cubic equation in a may be obtained graphically by constructing a $y - a$ coordinate system as shown in Fig. 6.1.

This figure represents the cubical parabola

$$(6.11) \quad y = \frac{3\delta a^3}{4m\omega_0^2}$$

and the straight line

$$(6.12) \quad y = \left(1 - \frac{\omega^2}{\omega_0^2} \right) a - \frac{F_0}{\omega_0^2 m}$$

The possible values of a are the abscissa of the points of intersection of these curves.

If ω is large, the slope of the straight line is negative and there is only one point of intersection, P_0 . There is also only one point of intersection for $\omega = \omega_0$. If now ω decreases, the straight line rotates until it intersects the cubical parabola at three points, P_1 , P_2 , and P_3 .

The abscissa of these points correspond to three possible amplitudes. The amplitude versus frequency curve has the form shown in Fig. 6.2.

A more precise analysis¹ shows that if we approach from the low-frequency side, the amplitude corresponding to the lower branch is the stable one. As ω increases, we arrive at the limiting point, G . As a continues to increase, beyond this point, only the upper branch yields a real point of intersection in Fig. 6.1. It is then seen that with a continuous increase of ω , the amplitude a will suddenly jump from the lower branch to the upper one at G .

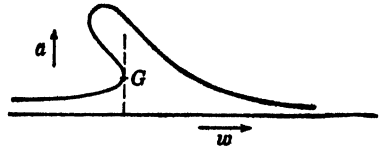


FIG. 6.2.

These discontinuities or jumps in amplitude are frequently observed in nonlinear vibration processes both electrical and mechanical.²

The Higher Approximations. It will now be shown how the next approximations of the motion are obtained. If Eq. (6.4) is solved for $\frac{d^2x}{dt^2}$ and if the first approximation (6.5) is substituted in the right member for x , we obtain

$$(6.13) \quad \frac{d^2x}{dt^2} = \frac{k_0}{m} \cos \omega t - \frac{ka}{m} \cos \omega t + \frac{3}{4} \frac{\delta a^3}{m} \cos \omega t + \frac{\delta a^3}{4m} \cos 3\omega t$$

Making use of (6.8), this reduces to

$$(6.14) \quad \frac{d^2x}{dt^2} = -\omega^2 a \cos \omega t + \frac{\delta a^3}{4m} \cos 3\omega t$$

Integration gives

$$(6.15) \quad x_2 = c \cos \omega t - \frac{\delta a^3}{36m\omega^2} \cos 3\omega t = a \cos \omega t - \frac{\delta a^3 \omega_0^2}{36k\omega^2} \cos 3\omega t$$

This second approximation may then be substituted into (6.4) to obtain the third approximation. In this manner, any number of terms of the Fourier series solution may be obtained. The investigation of the convergence of the process shows that the series obtained converges if δ is small.

The Case of an Unsymmetric Restoring Force. If we add a quadratic term to the elastic restoring force so that

$$(6.16) \quad F(x) = kx + \delta x^2$$

then the vibration becomes unsymmetric since changing the sign of x

¹ APPLETON, E. V.: On the Anomalous Behaviour of a Galvanometer, *Philosophical Magazine*, Ser. 6, vol. 47, p. 609, 1924.

² See O. Martienssen: Über neue Resonanzerscheinungen in Wechselstromkreisen, *Physikalische Zeitung*, vol. 11, p. 448, 1910.

does not change that of the quadratic term, and hence the restoring force has different values at two points that are symmetric with respect to the origin. The equation of motion is now

$$(6.17) \quad m \frac{d^2x}{dt^2} + kx + \delta x^2 = F_0 \cos \omega t$$

In this case we assume

$$(6.18) \quad x_1 = a \cos \omega t + b$$

as the first approximation. The constant b is introduced to allow for the lack of symmetry. We insert this approximation into (6.17) and determine a and b in such a way so that the constant term and the fundamental vibration satisfy the differential equation.

Using the trigonometric identity

$$(6.19) \quad \cos^2 \omega t = \frac{1 + \cos 2\omega t}{2}$$

we obtain the two equations

$$(6.20) \quad b^2 + \frac{k}{\delta} b + \frac{a^2}{2} = 0$$

and

$$(6.21) \quad a(\omega^2 - \omega_0^2) - \frac{2\delta ab}{m} + \frac{F_0}{m} = 0$$

If δ is small, we have from (6.20)

$$(6.22) \quad b = -\frac{\delta a^2}{2k}$$

If we now substitute this into (6.21), we have

$$(6.23) \quad \frac{\delta^2}{km} a^3 + a(\omega^2 - \omega_0^2) + \frac{F_0}{m} = 0$$

This is a cubic equation for the amplitude a . It may be solved graphically, and it is found that under certain conditions it has three roots so that the "jump" phenomena occurs here as in the case of the symmetrical vibrations. The higher approximations are obtained in the same manner as in the symmetrical case.

Subharmonic Response. Periodic solutions of the Duffing equation (6.4) have been considered. These solutions have a fundamental period $P = 2\pi/\omega$ equal to the period of the external exciting force. Experiments show that permanent oscillations with a frequency of $\frac{1}{2}$, $\frac{1}{3}$, \dots , $1/n$ of that of the applied force can occur in nonlinear systems. This phenomenon is called subharmonic resonance.

It is known that in linear systems having damping the permanent oscillations of the system have a frequency exactly equal to that of the exciting force, and hence subharmonic resonance is impossible in linear systems. In nonlinear systems, however, even with damping present, the phenomenon of subharmonic resonance is exhibited.

The usual explanation offered of the phenomenon of subharmonic resonance is that the oscillations of a nonlinear system contain higher harmonics in profusion. It is therefore possible that an external force with a frequency the same as one of the higher harmonics may be able to sustain and excite harmonics of lower frequency. This of course requires certain conditions to be true of the system. The mathematical discussion of the problem of subharmonic resonance is a matter of some difficulty. An interesting discussion of the question will be found in the works of Karman and Friedrichs and Stoker given in the references at the end of this chapter.

7. Auto-oscillations. Relaxation Oscillations. In studying the free oscillations of a linear damped vibrating system of one degree of freedom, we encounter the linear differential equation

$$(7.1) \quad m \frac{d^2x}{dt^2} + c \frac{dx}{dt} + kx = 0$$

where m is the mass of the system, c the damping coefficient, and k the spring constant. The general solution of this differential equation is given by

$$(7.2) \quad x = Ae^{-\alpha t} \cos(\omega t + \phi)$$

where

$$(7.3) \quad \alpha = \frac{c}{2m}$$

$$(7.4) \quad \omega = \sqrt{\frac{k}{m} - \left(\frac{c}{2m}\right)^2}$$

where A and ϕ are arbitrary constants. We see that if the damping coefficient c is positive, then the oscillations of the system given by (7.2) will decrease in amplitude exponentially.

However, if $c < 0$, then the oscillations will increase exponentially. Now it sometimes happens that a vibrating system is acted upon by a source of energy whose action on the oscillating system appears to introduce into the system an effective negative dissipation. Oscillations of this type are called *auto-oscillations*. Oscillations of this type are of great importance in physics and engineering.

A great many of the oscillations of this type are governed by the equation

$$(7.5) \quad m \frac{d^2x}{dt^2} + [-A + B(\dot{x})^2]\dot{x} + kx = 0$$

where A and B are positive constants. This equation has been discussed by Lord Rayleigh.¹ This equation governs the motion of a system whose dissipation is negative for small values of the velocity \dot{x} and positive for large values of the velocity.

It may be seen qualitatively that small oscillations will *increase* in amplitude and large ones will *decrease*.

If we make the change of variables

$$(7.6) \quad t \sqrt{\frac{k}{m}} \rightarrow t$$

and

$$(7.7) \quad \frac{dx}{dt} \sqrt{\frac{3Bk}{Am}} \rightarrow x$$

and let

$$(7.8) \quad \delta = \frac{A}{\sqrt{km}}$$

then Eq. (7.5) is transformed into

$$(7.9) \quad \frac{d^2x}{dt^2} - \delta(1 - x^2) \frac{dx}{dt} + x = 0$$

This equation has been the subject of considerable investigation by Balth van der Pol. It is known in the literature as the van der Pol equation. Oscillations whose equation of motion is Eq. (7.9) have been termed by van der Pol "relaxation oscillations." Oscillations of this type are of considerable importance in radio engineering.²

An approximate solution of (7.9) may be obtained for the case

$$(7.10) \quad \delta \ll 1$$

in the following manner.

First we notice that if $\delta = 0$ in (7.9), then the equation reduces to

$$(7.11) \quad \frac{d^2x}{dt^2} + x = 0$$

a particular solution of this equation is

$$(7.12) \quad x = a \cos t$$

where a is an arbitrary constant. This suggests the possibility of trying a solution of the form

¹ See his paper, On Maintained Vibrations, *Philosophical Magazine*, Series 5, vol. 15, 1883.

² See B. van der Pol: The Nonlinear Theory of Electric Oscillations, *Proceedings of the Institute of Radio Engineers*, vol. 22, No. 9, September, 1934.

$$(7.13) \quad x = a(t) \cos t$$

for Eq. (7.9). This is a cosinusoidal oscillation whose amplitude varies with time. In view of the assumed smallness of the parameter δ , let us assume that the percentage change in the amplitude $a(t)$ per cycle is small. That is,

$$(7.14) \quad \frac{1}{a} \frac{da}{dt} \ll 1$$

This means that higher derivatives of a with respect to t will be neglected. Hence we have

$$(7.15) \quad \frac{dx}{dt} = -a \sin t + \frac{da}{dt} \cos t$$

$$(7.16) \quad \frac{d^2x}{dt^2} = -2 \frac{da}{dt} \sin t - a \cos t$$

Now

$$(7.17) \quad x^2 \frac{dx}{dt} = \frac{1}{3} \frac{dx^3}{dt}$$

and

$$(7.18) \quad x^3 = a^3 \cos^3 t = a^3 \left(\frac{3}{4} \cos t + \frac{1}{4} \cos 3t \right)$$

Hence, if we neglect the higher order harmonic $\cos 3t$, we have

$$(7.19) \quad x^2 \frac{dx}{dt} = \frac{1}{3} \frac{dx^3}{dt} \doteq -\frac{1}{4} a^3 \sin t$$

Since this term occurs only multiplied by the small quantity in (7.9), we are justified in neglecting the term $\frac{da^3}{dt}$ in (7.19).

Substituting these various expressions into (7.9), we obtain

$$(7.20) \quad \left(-2 \frac{da}{dt} \sin t - a \cos t \right) + \left(\delta a \sin t - \frac{\delta}{4} a^3 \sin t \right) + a \cos t = 0$$

If we multiply Eq. (7.20) by a , we may write it in the form

$$(7.21) \quad \left[\frac{da^2}{dt} - \delta \left(a^2 - \frac{a^4}{4} \right) \right] \sin t + (a^2 - a^2) \cos t = 0$$

Hence

$$(7.22) \quad \left[\frac{da^2}{dt} - \delta \left(a^2 - \frac{a^4}{4} \right) \right] \sin t = 0$$

or

$$(7.23) \quad \frac{da^2}{dt} - \delta \left(a^2 - \frac{a^4}{4} \right) = 0$$

This is the required differential equation for the undetermined amplitude $a(t)$. To integrate this equation, let

$$(7.24) \quad \frac{1}{y} = a^2$$

This transforms (7.23) into

$$(7.25) \quad \frac{dy}{dt} + \delta \left(y - \frac{1}{4} \right) = 0$$

or

$$(7.26) \quad y = \frac{1}{4} [1 + e^{-\delta(t-t_0)}]$$

where t_0 is an arbitrary constant of integration. Hence in view of (7.24), we obtain

$$(7.27) \quad a^2 = \frac{4}{1 + e^{-\delta(t-t_0)}}$$

Substituting this into (7.13), we finally obtain

$$(7.28) \quad x = \frac{2 \cos t}{\sqrt{1 + e^{-\delta(t-t_0)}}$$

for the approximate solution of (7.9) subject to the condition (7.10). If we let

$$(7.29) \quad a = a_0 \quad \text{at } t = 0$$

it is easy to show that the integral of (7.23) may be written in the form

$$(7.30) \quad a(t) = \frac{a_0 e^{\delta t/2}}{\sqrt{1 + \frac{a_0^2}{4} (e^{\delta t} - 1)}}$$

This equation shows clearly the growth of the amplitude of the oscillation with time. Clearly if $a_0 = 0$, we obtain the solution

$$(7.31) \quad x = 0$$

This corresponds to a static condition without oscillations. This condition is, however, an unstable one, and it is clear from (7.30) that no matter how small the initial amplitude a_0 may be, the amplitude $a(t)$ will increase to 2 as a limit. That is, no matter what magnitude a_0 has, (7.30) shows that

$$(7.32) \quad \lim_{t \rightarrow \infty} a(t) = 2$$

The solution of (7.9) for large values of time may be written in the form

$$(7.33) \quad \lim_{t \rightarrow \infty} x(t) = 2 \cos (t + \theta)$$

where θ is a phase angle that depends on the origin of the time. The nature of the oscillations is illustrated in Fig. 7.1.

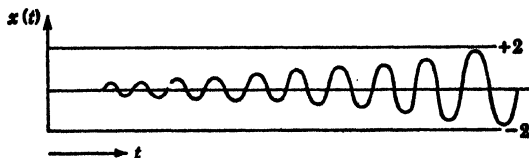


FIG. 7.1.

The Case $\delta \gg 1$. If δ is not small, the above analysis is not applicable, and we must resort to a graphical solution. To do this, we first let

$$(7.34) \quad \frac{dx}{dt} = v$$

Hence

$$(7.35) \quad \frac{d^2x}{dt^2} = \frac{dv}{dt} = \frac{dv}{dx} \frac{dx}{dt} = v \frac{dv}{dx}$$

Therefore (7.9) may be written in the form

$$(7.36) \quad v \frac{dv}{dx} - \delta(1 - x^2)v + x = 0$$

This equation may be integrated graphically by means of the isocline method, and a relation between $v = \frac{dx}{dt}$ and x is obtained. A further integration gives the required relation between x and t . Figure (7.2) shows the results for three different values of δ , 0.1, 1, and 10.

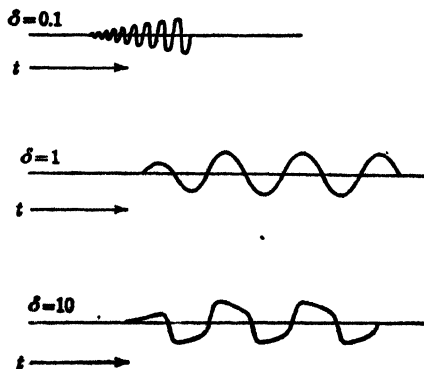


FIG. 7.2.

The type of oscillation represented by $\delta \gg 1$ has been termed by van der Pol, "relaxation oscillations." Figure (7.2) shows the gradual and continuous transition between the solution for $\delta \ll 1$ to $\delta \gg 1$. The case $\delta \ll 1$ represents the sinusoidal oscillations studied above.

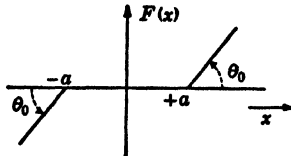
The case $\delta \gg 1$, however, proceeds in a jerky fashion from an amplitude $+2$ to -2 . This type of oscillation contains many higher harmonics of considerable amplitude.

PROBLEMS

1. Let a particle of mass m move in a restraining field of force whose potential is $-\frac{1}{x} + \frac{1}{x^2}$. Show that for a small value of the total energy the motion is oscillatory, but for larger energy, the motion is nonperiodic and extends to infinity. Find the energy that forms the dividing line between the two cases. Compute the limiting frequency of the oscillation as the amplitude gets smaller and smaller.

2. Devise a graphical method for the solution of the equation $m\ddot{x} + F(x) = 0$ subject to the initial conditions $x = a$ and $\dot{x} = 0$ at $t = 0$.¹

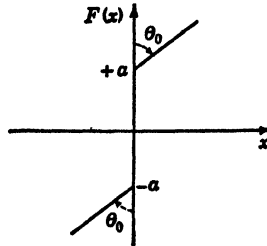
3. Determine the oscillations of a system whose equation of motion is $m\ddot{x} + F(x) = 0$, where $F(x)$ has the form



PROB. FIG. 3.

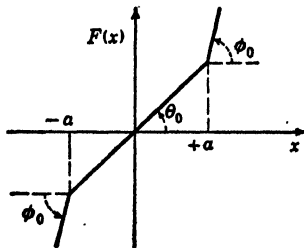
subject to the initial conditions $x = a$ and $\dot{x} = 0$ at $t = 0$.

4. The same as Prob. 3, but with a restoring force $F(x)$ given by



PROB. FIG. 4.

5. The same as Prob. 3 with a restoring force $F(x)$ given by



PROB. FIG. 5.

¹ See S. Timoshenko: "Vibration Problems in Engineering," D. Van Nostrand Company, Inc., New York, 1937.

References

1. TIMOSHENKO, S.: "Vibration Problems in Engineering," Chap. II, D. Van Nostrand Company, Inc., New York, 1928.
2. DEN HARTOG, J. P.: "Mechanical Vibrations," McGraw-Hill Book Company, Inc., New York, 1940.
3. KARMAN, T.: The Engineer Grapples with Nonlinear Problems, *Bulletin of the American Mathematical Society*, vol. 46, No. 8, pp. 615-683. (Contains an excellent comprehensive bibliography.)
4. PIPES, L. A.: An Operational Treatment of Nonlinear Dynamical Systems, *Journal of the Acoustical Society of America*, July, 1938.
5. PIPES, L. A.: "Operational Analysis of Nonlinear Dynamical Systems, *Journal of Applied Physics*, vol. 13, No. 2, February, 1942.
6. VAN DER POL, Balth: "The Nonlinear Theory of Electric Oscillations," *Proceedings of the Institute of Radio Engineers*, vol. 22, No. 9, September, 1934. (Contains an excellent bibliography.)
7. KRYLOFF, N., and N. BOGOLUBOFF: "Introduction to Nonlinear Mechanics," Princeton University Press, Princeton, N. J., 1943.
8. LE CORBEILLER, P.: "Les systemes autoentretenus et les oscillations de relaxation," Hermann & Cie, Paris, 1931.
9. FRIEDRICHS, K. O., and J. J. STOKER: "Forced Vibrations of Systems with Nonlinear Restoring Force," *Quarterly of Applied Mathematics*, vol. I, No. 2, July, 1943.
10. LE CORBEILLER, P.: "The Non-linear Theory of the Maintenance of Oscillations," *Journal of the Institution of Electrical Engineers*, London, vol. 79, pp. 361-378, 1936.

INDEX

- A
- Algebra, fundamental laws of, 110
 fundamental theorem of, 467
 matrix, 191
 of operators, 239
Alternating currents, 161
Analogues, table of, 165
- B
- Beam, clamped, deflection of, 218
 deflection of, by transverse forces, 217
 on elastic foundation, deflection of, 220
 vibration of, 224
Beats, 63, 177
Ber and Bei functions, 318
Bessel functions, expansion in series of, 318
 of half an odd integer order, 314
 modified, 317
 recurrence formulas for, 313
 for small values of argument, 312
 of second kind, 311
 of third kind, 316
Bessel's differential equation, 307
 equivalent forms of, 316
 solution of, by series, 308
Beta function, 302
 connection of, with gamma function, 303
- C
- Calculus of variations, 292
Cartesian coordinates, 187
Cauchy-Riemann equations, 448
Cauchy's integral formula, 455
Cauchy's integral test, 7
Cauchy's integral theorem, 452
Cauchy's ratio test, 8, 12
Cauchy's residue theorem, 460
Channel, flow out of, 508
Charged plate, field of, 496
Chio, F., 74
Circuits, coupled by a condenser, 154
 electrical, 141
 electrical forced oscillations of, 146
 filter, 255
 with mutual inductance, 151
Coefficients, elastance, 158
 inductance, 158
 resistance, 158
Collar, A. R., 191, 197
Column, buckling of, 223
Comparison test, 5
Complex conjugate, 166
Complex numbers (*see* Numbers)
Components, symmetrical, 89
Composite functions, differentiation of, 272
Condenser, charge on, 488
 charging of, 150
 cylindrical, 486
 circuits coupled by, 154
 elliptical, 492
 parallel plate, 508
Conductor, charge on, 488
Conformal representation, 480
Conjugate, complex, 166, 205
Conjugate functions, 479
 application of, to hydrodynamics, 515
 solution of potential problems by method of, 478
Conjugate imaginary, 53
Conservative systems, 186, 204
 small oscillations of, 188
Contour, indentation of, 472
Convergence, absolute, 10
 of Fourier series, 58
 interval of, 12
 uniform, 18
Coordinates, Cartesian, 187
 curvilinear, 353-355
 cylindrical, 357

- Coordinates, normal, 176, 180, 195
 polar, 187
 spherical, 357
 Cord, deflection of, 209
 elastic, 214
 infinite, 215
 stretched with elastic support, 214
 Cramer's rule, 86, 152
 Curl of a vector field, 349
 Currents, alternating, 161
 Curvilinear coordinates, curl in, 355
 divergence in, 354
 gradient in, 354
 Laplacian in, 355
 orthogonal, 353
 Cylinder, eccentric, capacitance of, 498
 in uniform field, 409
 Cylindrical coordinates, 356
 Cylindrical harmonics, general, 411
- D**
- d'Alembert's principle, 141
 d'Alembert's solution of wave equation, 372
 Damping matrix, 203
 Dandelin, 98
 de Moivre's theorem, 42
 Del operator, ∇ , successive applications of, 352
 Derivative of tabulated function, 242
 Descartes' rule of signs, 98
 Determinants, 69
 cofactors, 71
 evaluation of, 73
 minors, 70
 properties of, 72
 rank of, 87
 Diagram, vector, 51
 Difference equations, 245
 Difference tables, 241
 Differential, 275
 Differential equations with variable coefficients, operational solution of, 557
 Differentiation, of composite functions, 272
 of a definite integral, 284
 of implicit functions, 277
 partial, 270
- Diffusion, 425
 Diffusion equation, 367
 Dirichlet conditions, 52, 59
 Distortion, 171
 Divergence, test for, 6
 of a vector field, 343
 Duncan, W. J., 191, 197
 Dynamical matrix, 189, 192, 196-201
 Dynamical system, 188
- E**
- Electrical circuit, 141
 energy of, 143
 forced oscillations of, 146
 free oscillations of, 145
 nonlinear, 594
 Electrical line with leaks, 253
 Electrostatics, basic principles of, 483
 and magnetostatics, 365
 Encke roots, 98-104
 Equations, Bessel, 307-318
 cubic, 95
 difference, 245
 diffusion, 367
 frequency, 191
 homogeneous, 70, 87, 173, 189, 204
 integral, 555
 Lagrange, 177, 187, 188, 204
 proof of, 183
 Legendre, 322-331
 linear algebraic, 69
 linear differential, 106, 205
 Maxwell, 364
 Poisson, 362
 quadratic, 166
 satisfied by operators, 240
 telegraphist's, 390
 transcendental, 92
 transmission line, 390, 393, 395, 543
 wave, 63, 366, 370
 Elliptic integral, 27
 Error function, 305
 Euler formula, 40, 50, 54, 167
 Expansion
 Fourier, 55, 57
 Heaviside, extension of, 537, 538
 Laplace, 71
 Taylor's, 24, 26, 31

F

- Factorial, 301
- Faltung theorem, 213, 525
- Filter circuits, 255
- Finite difference operators, 238
- Flexibility matrix, 197
- Force, high-frequency effect of, 171
 - periodic external, 169
 - static, 197
- Forced oscillations, 168
- Four terminal networks, 261
- Fourier integral, 65
- Fourier series, expansion, 55, 57
 - convergence of, 58
- Fourier-Mellin theorem, 521
- Frequency, angular, 194, 200
 - high, 171
- Frequency equation, 191
- Functions, analytic derivatives of, 456
 - analytic singular points of, 461
 - average value of a product of, 62
 - Ber and Bei, 318
 - Bessel, 367-318
 - Beta, 303
 - complex, 447
 - complex derivative of, 449
 - complex line integrals of, 451
 - composite differentiation of, 272
 - effective values of, 60
 - error, 305
 - evaluation of indeterminate form, 31
 - Gamma, 301
 - Hankel, 316
 - harmonic general properties of, 418
 - hyperbolic, 44
 - impulse, 125, 534
 - inverse hyperbolic, 46
 - inverse trigonometric, 46
 - Legendre, 322
 - logarithmic, 45
 - meromorphic, 463
 - stream, 516

G

- Gamma function, 300
 - graph of, 301
- Gauss's law of gravitation, 364
- Gauss's theorem, 343

Gradient, 342

- Graeffe's root-squaring method, 97, 155, 161, 206
- Gravitational field, 363
- Green's theorem, 346

H

- Hankel functions, 316
- Harmonic, general properties of surface, 414
 - spherical, 412
- Harmonic cylindrical, 406
- Harmonic functions, general properties of, 418
- Harmonic oscillations, 167, 175, 180, 190
- Harmonic vibrations, 49
- Heat conduction, 425
 - in circular plate, 436
 - general theorems of, 443
 - in infinite bar, 435
 - two-dimensional, 432
- Heat flow, electrical analogy of, 429
 - operational treatment of, 547
 - in semi-infinite solid, 430
 - in solids, 358
 - two-dimensional, 402
 - variable linear, 426
- Heaviside's expansion theorem, 537
- Heaviside's rules, 537
- Homogeneous equations, 70, 87, 173, 189, 204
- Hydrodynamics, 357
- Hyperbolic functions, 44
- Hyperbolic pole pieces, 493

I

- Implicit function, differentiation of, 277
- Impulsive functions, 534
- Indeterminate forms in functions, 31, 35
- Infinity, 463
- Integral, differentiation of, 284
 - elliptic, 27
 - evaluation of, 26, 288, 467, 552
 - Fourier, 49, 65
 - involving multiple functions, 473
 - line, 347
 - of complex functions, 451
 - probability, 305

- Integral, differentiation of, surface, 345
 of tabulated function, 243
 Integral equations, 555
 Integral test, Cauchy's, 7
 Integration under the integral sign, 286
 Inverse hyperbolic and trigonometric functions, 46
- J
- Jordan's lemma, 470
 Joukowski transformation, 517
- K
- Kinetic energy, 177, 185
 Kirchhoff laws, 141, 149, 151, 164, 172
- L
- Lagrange, 177, 183
 Lagrangian form, 23
 Laplace transformation, 119, 128, 144, 210
 Laplace transforms, table of, 130, 567
 use of, in nonlinear systems, 600
 Laplace's differential equation, 401
 in Cartesian, cylindrical, and spherical coordinate, 401
 Laplacian transformation, 563 ✓
 Laurent's series, 458
 Legendre coefficients, 328
 Legendre polynomials, 323
 associated, 331
 expansion in series of, 330
 as generating function, 326
 orthogonality of, 329
 Rodriguez' formula for, 324
 Legendre's differential equation, 322
 Legendre's function of the second kind, 325
 L'Hospital's rule, 31
 Line integral, 347 ✓
 Linear algebraic equations, 69
 Linear differential equations, 106
 method of undetermined coefficients in, 115
 Linear transformations, 88
 Liouville's theorem, 466
 Load, arbitrary, 213
 concentrated, 212
 uniform, 210
 Logarithmic decrement, 167
- Logarithmic function, 45
 Logarithmic transformation, 496
 Logarithms, computation of, 29
- M
- Maclaurin (*see* Series)
 Magnetostatics and electrostatics, 365
 Matrix, 159
 column, 160
 damping, 203
 dynamical, 189, 197, 199, 201
 flexibility, 197
 inverse, 80
 modal, 194
 special, 77, 84
 submatrices, 83
 transposition of, 77
 Matrix algebra, 76, 191
 Maxima and minima, 279
 Maxwell's equations, 364
 Membrane, circular vibrations of, 388
 rectangular vibrations of, 384
 Mermomorphic functions, 463
 Modal columns, 190, 192, 201
 Modes, normal, 191
- N
- Networks, four terminal, 261
 Newton-Raphson method, 34
 Newton's second law of motion, 142, 164, 177, 183
 Nonconservative systems, forced oscillations of, 206
 free oscillations of, 203
 Nonlinear dynamical systems, operational analysis of, 587
 Nonlinear electrical circuit, analysis of, 594
 Nonlinear oscillations, 579
 Nonlinear oscillatory system, restoring force, a general function of the displacement, 585
 Nonlinear systems, forced oscillations of, 600
 Normal coordinates, 176, 180, 195
 Normal modes, 191
 Numbers, complex, 38
 conjugate imaginary, 39
 exponential and trigonometric functions of, 43

- Numbers, multiplication and division
of, 41
polar form of, 40, 148, 168, 170
powers and roots of, 42
- O
- Operational analysis of nonlinear dynamical systems, 587
Operational calculus, basic theorems of, 565
Faltung theorem of, 213, 525
fundamental rules of, 523
historical introduction to, 519
Operational evaluation of integrals, 552
Operational solution, of differential equations with variable coefficients, 557
of integral equations, 555
Operators, algebra of, 239
equations satisfied by, 240
Orthogonality, 191, 379
Oscillation, of electrical systems, 143
harmonic, 175, 190
longitudinal, of bar, 549
of mechanical systems, 134
principal, 175
principal orthogonality of, 190
with one degree of freedom, 164
Oscillation chain of particles, 249
Oscillations, 188
damped, 167
forced, 168
of hanging chain, 330
relaxation, 605
of triple pendulum, 197
with two degrees of freedom, 172
- P
- Partial differential equations, operational solution of, 542
Partial differentiation, 270
Particles, oscillation of chain, 249
Pendulum, oscillations of, 581
Periodic functions, 340
Pi function, 301
Pivotal element, 76
Plane wave, 64
Plates, conducting, 408
Poisson's equation, 362
Polar coordinates, 187
Polar form, 40, 148, 168, 170
Polygon with one angle, 505
Polynomials, summation formula for, 244
Potential, gravitational, 360
of a ring, 415
of spherical surface, 417
Potential velocity, 515
Principal oscillations, orthogonality of, 190
Probability integral, 305
- R
- Ratio test, Cauchy, 8, 12
Rayleigh's method of calculating natural frequencies, 231
Reciprocity relations, 159
Relaxation oscillations, 605
Residues, 460
evaluation of, 464
Resonance phenomena, 171
Ring, potential of, 415
Rodrigues' formula for Legendre's polynomials, 324
- S
- Schwarz's transformation, 502
Series, alternating, 10
binomial, 24
convergent, 3
divergent, 3
Fourier, 49, 51, 170
of functions, 18
geometric, 2, 4
infinite, 1
integration and differentiation of, 20
Maclaurin's 23, 29, 43
approximate formulas derived from, 28
oscillating, 3
power, 12, 28
theorems of, 13
Taylor's, 21, 457
use of, for computation of functions, 29
Skin effect, in a circular wire, 440
on a plane surface, 438
Skin-effect or diffusion equation, 367

Solid friction damping, 579
 Spherical coordinates, 357
 Steady state, 147, 161, 169, 170, 206, 395
 Stoke's theorem, 347
 Stream function, 516
 String, waves on, 372
 String vibrating, in Fourier series, solution of, 374
 orthogonal functions of, 378
 Structures, theory of, 209
 Surface integral, 345
 Symmetrical components, 89
 Systems, conservative, 186, 204
 dynamical, 188
 nonconservative, 203, 206

T

Table, of analogues, 165
 difference, 241
 Laplace transforms, 130
 Tabulated functions, derivatives of, 242
 integral of, 243
 Tangent, hyperbolic, 47
 Taylor's expansion, 24, 26, 31, 210, 272
 Taylor's formula, 23
 Taylor's series, 21, 457
 Telegraphist's equations, 390
 Theorem, binomial, 24
 of convergence of series, 3
 de Moivre's, 42
 expansion, 537
 expansion of, 538
 Theorem, Faltung, 213, 525
 Fourier-Mellin, 521
 Gauss, 343
 Green, 346
 Stokes, 347
 Transcendental equations, 92
 Transform, direct, calculation of, 528
 Transform, inverse, calculation of, 530
 direct computation of, 124
 Laplace (*see* Laplace)
 the modified integral of, 532
 of periodic functions, 540
 of unit function, 124
 Transformation, boundaries expressible in parametric form, 500
 of hyperbolic cosine, 499

Transformation, logarithmic, 496
 Schwarz's, 502
 Transformations, successive, 506
 involving powers of z , 493
 Transmission line, distortionless, 393
 and steady-state solution, 395
 Transmission line equations, 390
 operational solution of, 543

V

Variable, change of, 275
 Variations, calculus of, 292
 Vector, addition and subtraction of,
 multiplication of, by scalars, 333
 concept of, 333
 diagram, 51
 of a matrix, 76
 Vectors, differentiation of, 340
 multiple products of, 338
 scalar product of, 335
 vector product of, 336
 Velocity potential, 515
 Vibrations of beams, 224
 and beats, 63
 carrier wave of, 62
 circular, 388
 dynamical system of, 188
 elastic, 164
 free, 165
 harmonic, 49
 mechanical effect of periodic forces on, 169
 modulated, 62
 nonlinear systems of, forced, 600
 with one degree of freedom, 164
 rectangular, 384
 of a string, 370
 trains, of, 265
 with two degrees of freedom, 172

W

Wall in a uniform field, 513
 Wallis' formula, 27
 Wave equations, 63, 366, 370
 Wave harmonic, 373
 Waves on transmission lines, 545
 Wedge, field inside of, 494
 Weierstrass M test, 19, 27

