

Chapter 4

Optimal Harvesting Policy of a Prey-predator Model with Crowley-Martin Type Functional Response and Stage Structure in the Predator ¹

4.1 Introduction

The Lotka-Volterra system of equations was established and analyzed long time back, about 100 years ago. These equations are a mathematical and dynamical model representing the relationship between two or more species. Several attempts have been made to generalize, modify and extend these equations. However, due to complex nature of the biological species, their complete dynamics is still not known and it needs to be investigated with care. It has now been established that age plays an important role in deciding the dynamics and evolution of various species. The rates of reproduction and survival largely depend upon age or the developmental stage and hence it could be remarked that the life history of several species is composed of at least two stages, immature or juvenile and mature or adult, with significantly different biological, physiological and morphological characteristics.

The analysis of stage-structured predator-prey system has attracted good amount of attention recently, as a way to eliminate the shortcomings of classical Lotka-Volterra models [2, 3, 65, 114, 154, 227]. In these models, a time delay represents the age of maturity of the species. In fishery system, cannibalism has been observed and various types of cannibalism models have been discussed [41, 81, 134]. Recently, Bosch and Gabriel [23], and Kar [96] studied the stage and age structure of species without or with time delays.

One of the major aims of ecologists is to gain insight into predator-prey relationship and one vital aspect of predator-prey relationship is the rate of predation by an average consumer (this is known as the functional response or the “trophic function”). The functional response takes into

¹A considerable part of this chapter is published in *Nonlinear Analysis: Modelling and Control*, **23**(4), 493-514, 2018.

account of both the predator and prey biological and physiological processes. The functional response largely controls the stability of the system and they are of several types: Holling I-III, Ratio-dependent, Beddington-DeAngelis, Crowley-Martin, Leslie-Gower [15, 118, 86, 129, 158, 214, 228]. There are a few literatures available on predator-prey model with Crowley-Martin (CM) type functional response [136, 210, 214]. The CM functional response involves the interference among individual of predators engaged in handling or searching the prey. The interpretation of the above functional response is given in Chapter 1.

The effect of intra-specific interference among predators has been studied in a prey-predator model with Holling type II functional response in [76], with Holling type III functional response in [73] and with Beddington-DeAngelis type functional response in [75]. In these three studies, spatiotemporal dynamics of the system are also investigated. Guin et. al. [74] have also studied spatiotemporal pattern in a prey-predator model with prey refuge and Beddington-DeAngelis type functional response.

The optimal management and utilization of renewable and natural resources, which is directly related to sustainable development, has been studied extensively by many authors [43, 52, 54, 53, 93, 96, 97, 115]. Recently, Maiti *et al.* [136] investigated the dynamics of a prey-predator model with CM type functional response with refuge for the prey species. To the best of authors' knowledge, optimal harvesting of prey-predator with CM type functional response and with stage structure in predator population has not been studied. Keeping these in view, we propose a three dimensional model consisting of prey and predator in which predator is divided into two categories: mature and immature. The prey and mature predator are harvested as CPUE hypothesis. The rest of the chapter is organized as follows: In Section 4.2, we formulate the mathematical model and its qualitative properties. Section 4.3 deals with the existence of all feasible equilibria, and stability analysis is presented in Section 4.4. Optimal harvesting policy is discussed in Section 4.5 and numerical simulations are presented in Section 4.6.

4.2 Mathematical model and its qualitative properties

We consider a habitat consisting of a prey and predator system. We assume that the density of prey population or the renewable resource under consideration, is represented by $x(t)$ at any time $t \geq 0$, can be mathematically and dynamically modelled by a logistic equation when the predator is absent. We assume that the predators are classified into two stage groups – mature or adult and immature or juveniles, and their densities are denoted by $y(t)$ and $z(t)$, respectively, at any time $t \geq 0$. Here we are assuming the fact that only mature predators are capable of attacking the prey and have reproductive ability, while the immature predator does not attack the prey and has no reproductive ability. A good example of such a situation is that in the case

of the Chinese alligator, which can be regarded as a stage structured species since the mature is more than 10 years old, and can be regarded as a predator because almost all the aquatic animals are the chief nutritional source for the alligator. The interference between prey and adult predator is assumed to be of the CM type. One of the novel features about our model is to account for the universally prevalent intra-specific competition in the consumer growth dynamics [106]. This intra-specific competition is assumed to induce an additional increased death rate which is proportional to the square of the adult population [75, 76, 73]. We assume that prey and adult predator are harvested as CPUE hypothesis, and juvenile predators are not harvested. With these assumptions in mind, we propose the following stage-structured prey-predator interaction model:

$$\begin{aligned}\frac{dx}{dt} &= rx\left(1 - \frac{x}{K}\right) - \frac{\alpha xy}{(1+ax)(1+by)} - q_1 Ex, \\ \frac{dy}{dt} &= \frac{c\alpha xy}{(1+ax)(1+by)} - \delta_0 y - \delta_1 y^2 + \beta_1 z - q_2 Ey, \\ \frac{dz}{dt} &= \beta y - (\beta_0 + \beta_1)z, \\ x(0) &\geq 0, y(0) \geq 0, z(0) \geq 0.\end{aligned}\tag{4.1}$$

Here r is the specific growth rate of the prey and K is the carrying capacity. The predator functional response incorporated is the CM type, where α , a and b are positive parameters that are used for the effects of capture rate, handling time and magnitude of interference among predators, respectively. The parameter c is the conversion factor, q_1 is the catchability coefficient of the prey, q_2 is the catchability coefficient of the mature predator or adult species, E is the harvesting effort, δ_0 is the death rate of the matured predator and δ_1 is intra-specific interference coefficient of the adult predator. The parameter β denotes the birth rate of immature predator, β_0 denotes the death rate of the immature predator and β_1 denotes the proportionality constant of transformation of immature to mature predators.

Remark 4.2.1. *If $E = 0$, $\delta_1 = 0$ and $\beta_1 = 0$, then dynamics of model (4.1) is well studied in [191].*

Next, we present some qualitative properties of our proposed model to show that the model is biologically well behaved.

Theorem 4.2.1. *The model system (4.1) has a unique and non-negative solution with initial values $\{(x(0), y(0), z(0)) \in R_+^3\}$, where $R_+^3 = \{(x_1, x_2, x_3) : x_i \geq 0, i = 1, 2, 3\}$. Further, the set*

$$\Omega = \{(x, y, z) : 0 \leq x \leq K, 0 \leq x + \frac{1}{c}(y + z) \leq L\}$$

is a positive invariant set for all the solutions initiating in the interior of the positive octant, where $L = \frac{rK}{4\delta_m}$, $\delta_m = \min\{q_1E, \delta_0 + q_2E - \beta, \beta_0\}$, $\delta_0 + q_2E > \beta$.

Proof. The model system (4.1) can be written in the matrix form

$$\dot{X} = G(X),$$

where $X = (x_1, x_2, x_3)^T = (x, y, z)^T \in R^3$, and $G(X)$ is given by

$$G(X) = \begin{bmatrix} G_1(X) \\ G_2(X) \\ G_3(X) \end{bmatrix} = \begin{bmatrix} rx(1 - \frac{x}{K}) - \frac{\alpha xy}{(1+ax)(1+by)} - q_1Ex \\ \frac{c\alpha xy}{(1+ax)(1+by)} - \delta_0y - \delta_1y^2 + \beta_1z - q_2Ey \\ \beta y - (\beta_0 + \beta_1)z \end{bmatrix}.$$

Since $G : R^3 \rightarrow R^3_+$ is locally Lipschitz-continuous in Ω and $X(0) = X_0 \in R^3_+$, the fundamental theorem of ordinary differential equation guarantees the local existence and uniqueness of the solution. Since $[G_i(X)]_{x_i(t)=0, x \in R^3_+} \geq 0$, it follows [156, 193, 223] that $X(t) \geq 0$ for all $t \geq 0$. In fact, from the first equation of model (4.1), it can easily be seen that $\dot{x}|_{x=0} \geq 0$ and hence $x(t) \geq 0$ for all $t \geq 0$. Secondly, $\dot{y}|_{y=0} = \beta_1z \geq 0$ and hence $y(t) \geq 0$ for all $t \geq 0$. If this is not true, then assume that there exist a $t_1 > 0$ with $t_1 = \inf\{t : y(t) = 0, t > 0\}$, such that $\dot{y}(t_1)|_{y(t_1)=0} = \beta_1z(t_1) < 0$. But we also have $y(t_1) = 0$, $y(t) > 0$ with $t \in [0, t_1)$ and $z(t_1) < 0$. Since $z(0) \geq 0$, there is a $t_2 > 0$ with $t_2 = \inf\{t : z(t) = 0, t \in [0, t_1)\}$. Hence by the definition of t_2 , $\dot{z}(t_2) \leq 0$. But $\dot{z}(t_2) = \beta y(t_2) > 0$, which is a contradiction to our assumption. From the last equation of model (4.1), we have $\dot{z}|_{z=0} = \beta y \geq 0$, and therefore $z(t) \geq 0$ for all $t \geq 0$.

From the first equation of the model

$$\frac{dx}{dt} \leq rx\left(1 - \frac{x}{K}\right),$$

which yields

$$\limsup_{t \rightarrow \infty} x(t) \leq K.$$

Now suppose

$$W(t) = x(t) + \frac{1}{c}(y(t) + z(t)),$$

then we have

$$\frac{dW(t)}{dt} = \frac{dx}{dt} + \frac{1}{c}\left(\frac{dy}{dt} + \frac{dz}{dt}\right) \leq rx\left(1 - \frac{x}{K}\right) - \delta_m\left(x + \frac{y}{c} + \frac{z}{c}\right),$$

where $\delta_m = \min\{q_1E, \delta_0 + q_2E - \beta, \beta_0\}$.

It is easy to see that the function $f(x) = rx(1 - \frac{x}{K})$ has maximum value $\frac{rK}{4}$ at $x = \frac{K}{2}$.

Hence, it follows that

$$\frac{dW}{dt} \leq \frac{rK}{4} - \delta_m W(t),$$

which implies

$$\limsup_{t \rightarrow \infty} W(t) \leq \frac{rK}{4\delta_m}.$$

We also note that if $x \geq K$ and $W(t) \geq \frac{rK}{4\delta_m}$, then $\frac{dx}{dt} \leq 0$, $\frac{dW}{dt} \leq 0$. This shows that all solutions of system (4.1) starting in Ω remains in Ω for all $t > 0$. \square

Theorem 4.2.2. *Let the following inequalities are satisfied:*

$$r > \frac{\alpha cL}{1 + bcL} + q_1 E, \quad \frac{c\alpha x_m}{(1 + ax_m)(1 + bcL)} > \delta_0 + q_2 E.$$

Then the model system (4.1) is uniformly persistence, where, x_m is defined in the proof.

Proof. Permanence or uniform persistence of a system implies that all species will be present in future and none of them will become extinct if they are initially present. System (4.1) is said to be uniformly persistence if there are positive constants M_1 and M_2 such that each positive solution $X(t) = (x(t), y(t), z(t))$ of the system with positive initial conditions satisfies

$$M_1 \leq \liminf_{t \rightarrow \infty} X(t) \leq \limsup_{t \rightarrow \infty} X(t) \leq M_2.$$

Keeping the above in view, if we define

$$M_2 = \max\{K, cL\},$$

then from Theorem 4.2.1 it follows that

$$\limsup_{t \rightarrow \infty} X(t) \leq M_2.$$

This also shows that for any sufficiently small $\varepsilon > 0$, there exists a $T > 0$ such that for all $t \geq T$, the following holds:

$$x(t) < K + \varepsilon, \quad y(t) < cL + \varepsilon, \quad z(t) < cL + \varepsilon.$$

Now from the first equation of model system (4.1), for all $t \geq T$, we can write

$$\frac{dx}{dt} \geq rx - \frac{rx^2}{K} - \frac{\alpha x(cL + \varepsilon)}{1 + b(cL + \varepsilon)} - q_1 E,$$

$$= \left(r - \frac{\alpha(cL + \varepsilon)}{1 + b(cL + \varepsilon)} - q_1E \right) x - \frac{rx^2}{K}.$$

Hence, it follows that

$$\liminf_{t \rightarrow \infty} x(t) \geq \frac{K}{r} \left(r - \frac{\alpha(cL + \varepsilon)}{1 + b(cL + \varepsilon)} - q_1E \right),$$

which is true for every $\varepsilon > 0$, thus

$$\liminf_{t \rightarrow \infty} x(t) \geq \frac{K}{r} \left(r - \frac{\alpha cL}{1 + bcL} - q_1E \right) := x_m,$$

where $r > \frac{\alpha cL}{1 + bcL} + q_1E$. Now from the second equation of model system (4.1), we obtain

$$\begin{aligned} \frac{dy}{dt} &\geq \frac{c\alpha x_m y}{(1 + ax_m)(1 + b(cL + \varepsilon))} - \delta_0 y - \delta_1 y^2 - q_2 E y, \\ &= \left(\frac{c\alpha x_m}{(1 + ax_m)(1 + b(cL + \varepsilon))} - \delta_0 - q_2 E \right) y - \delta_1 y^2, \end{aligned}$$

and hence

$$\liminf_{t \rightarrow \infty} y(t) \geq \frac{1}{\delta_1} \left(\frac{c\alpha x_m}{(1 + ax_m)(1 + b(cL + \varepsilon))} - \delta_0 - q_2 E \right),$$

which is true for every $\varepsilon > 0$, thus

$$\liminf_{t \rightarrow \infty} y(t) \geq \frac{1}{\delta_1} \left(\frac{c\alpha x_m}{(1 + ax_m)(1 + bcL)} - \delta_0 - q_2 E \right) := y_m,$$

where $\frac{c\alpha x_m}{(1 + ax_m)(1 + bcL)} > \delta_0 + q_2 E$. Similarly, the third equation of model system (4.1) yields

$$\frac{dz}{dt} \geq \beta y_m - (\beta_0 + \beta_1)z.$$

Hence

$$\liminf_{t \rightarrow \infty} z(t) \geq \frac{\beta y_m}{\beta_0 + \beta_1} := z_m.$$

Taking $M_1 = \min\{x_m, y_m, z_m\}$, the theorem follows. \square

4.3 Analysis of Equilibria

It can be inspected that model (4.1) has four nonnegative equilibria, namely, $P_0(0, 0, 0)$, $P_1(\bar{x}, 0, 0)$, $P_2(0, \bar{y}, \bar{z})$, $P^*(x^*, y^*, z^*)$. The equilibrium point P_0 exists obviously. We shall show the existence of the other equilibria as follows:

- Existence of P_1 : Here \bar{x} is the positive solution of the following equation:

$$rx\left(1 - \frac{x}{K}\right) - q_1Ex = 0,$$

and thus

$$\bar{x} = \frac{K}{r}(r - q_1E).$$

Clearly $\bar{x} > 0$ if the following inequality holds:

$$(r - q_1E) > 0. \quad (4.2)$$

Thus the equilibrium P_1 exists under condition (4.2).

- Existence of P_2 : Here \bar{y} and \bar{z} are the positive solutions of the following equations:

$$\beta y = (\beta_0 + \beta_1)z, \quad (4.3)$$

$$-\delta_0y - \delta_1y^2 + \beta_1z - q_2Ey = 0. \quad (4.4)$$

From Equations (4.3) and (4.4), we obtain

$$\bar{y} = \frac{1}{\delta_1} \left(\frac{\beta\beta_1}{\beta_0 + \beta_1} - \delta_0 - q_2E \right),$$

$$\bar{z} = \frac{\beta\bar{y}}{\beta_0 + \beta_1}.$$

We note that for \bar{y} and \bar{z} to be positive, we must have

$$\frac{\beta\beta_1}{\beta_0 + \beta_1} > \delta_0 + q_2E. \quad (4.5)$$

Thus P_2 exists if inequality (4.5) holds true.

- Existence of P^* : Here x^* , y^* and z^* are the positive solutions of the following algebraic equations:

$$r\left(1 - \frac{x}{K}\right) - \frac{\alpha y}{(1 + ax)(1 + by)} - q_1E = 0, \quad (4.6)$$

$$\frac{c\alpha x}{(1 + ax)(1 + by)} - \delta_0 - \delta_1y + \frac{\beta\beta_1}{\beta_0 + \beta_1} - q_2E = 0, \quad (4.7)$$

$$\beta y - (\beta_0 + \beta_1)z = 0. \quad (4.8)$$

It is easy to note that if we are able to verify the existence of x^* and y^* , then existence of z^* automatically follows from equation (4.8). We perform the following analysis to show

the existence of x^* and y^* . From equation (4.6), we note the following:

(i) When $x = 0$, then $y = \frac{r - q_1 E}{\alpha - br + q_1 E b} := y_a$.

We note that $y_a > 0$ if, in addition to (4.2), the following inequality holds:

$$\alpha - br + q_1 E b > 0. \tag{4.9}$$

(ii) When $y = 0$, then $x = \frac{K}{r}(r - q_1 E) := x_a$. x_a is positive under condition (4.2)

(iii)

$$\frac{dy}{dx} = \frac{1 + by}{1 + ax} \left[ay - \frac{r}{\alpha K} (1 + ax)^2 (1 + by) \right].$$

It is easy to see that $\frac{dy}{dx} < 0$ if

$$\frac{\alpha a K c L}{1 + b c L} < r \tag{4.10}$$

holds.

The above analysis shows that isocline (4.6) is passing through the point $(x_a, 0)$ and $(0, y_a)$; and in equation (4.6), y is a decreasing function of x under conditions (4.2), (4.9) and (4.10).

Now we note the following from equation (4.7):

(i) When $x = 0$, then $y = \frac{1}{\delta_1} \left(\frac{\beta \beta_1}{\beta_0 + \beta_1} - \delta_0 - q_2 E \right) := y_b$ and $y_b > 0$ under condition (4.5).

(ii)

$$\frac{dy}{dx} = \frac{1 + by}{(1 + ax) \left[\frac{\delta_1}{c \alpha} (1 + ax) (1 + by)^2 + bx \right]} > 0.$$

This shows that isocline (4.7) is passing through the point $(0, y_b)$ under condition (4.5) and it has always a positive slope, thus in equation (4.7), y increases as x increases.

From the above analysis, we infer that the two isoclines (4.6) and (4.7) intersect at a unique point (x^*, y^*) if

$$y_b < y_a. \tag{4.11}$$

Now we are in a position to state the following theorem.

Theorem 4.3.1. *The positive equilibrium $P^*(x^*, y^*, z^*)$ exists and it is unique if conditions (4.2), (4.5), (4.9), (4.10) and (4.11) hold true.*

4.4 Stability Analysis

The local stability of each equilibria can be studied by computing the corresponding Jacobian matrix. We note the following regarding the linear stability behavior of these equilibria.

1 P_0 is a saddle point. This follows from the following remarks:

- The eigenvalue corresponding to the x -direction is $r - q_1E$ which is positive from condition (4.2).
- Since $\beta\beta_1 > (\delta_0 + q_2E)(\beta_0 + \beta_1)$ from condition (4.5), the product of eigenvalues corresponding to the y - and z - directions is negative. This, in turn, implies that the equilibrium point P_0 is locally stable only in one direction (either y - or z - direction) and is unstable in a two dimensional space.

2 P_1 is also a saddle point. This follows from the following remarks:

- The eigenvalue corresponding to the x -direction is equal to $-(r - q_1E)$ which is negative from condition (4.2).
- The product of the eigenvalues corresponding to the y - and z - directions is given by the following expression

$$-\frac{c\alpha K(r - q_1E)(\beta_0 + \beta_1)}{r + aK(r - q_1E)} + (\delta_0 + q_2E)(\beta_0 + \beta_1) - \beta\beta_1.$$

This expression is clearly negative under conditions (4.2) and (4.5). Therefore, the equilibrium point P_1 is locally stable in a two dimensional space and is unstable in a single direction which is either y -direction or z -direction.

3 The following analysis discusses the stability of P_2 :

- P_2 is locally stable or unstable in x direction depending upon the condition whether $r - q_1E < \frac{\alpha\bar{y}}{1+b\bar{y}}$ or $r - q_1E > \frac{\alpha\bar{y}}{1+b\bar{y}}$ holds true, respectively.
- The product and sum of the eigenvalues corresponding to the y - and z - directions, respectively, are given by the following expressions

$$\beta\beta_1 - (\delta_0 + q_2E)(\beta_0 + \beta_1), \tag{4.12}$$

$$-\delta_0 - q_2E - 2\delta_1\bar{y} - (\beta_0 + \beta_1), \tag{4.13}$$

respectively.

The expression (4.12) is positive by (4.5) which implies that the product of the eigenvalues is positive. The sum of the eigenvalues, that is, the expression (4.13) is clearly negative. The above statements imply that both the eigenvalues are negative. Therefore, the equilibrium point P_2 is locally stable in the two dimensional space spanned by the unit vectors pointing in y - and z -directions, respectively.

- Hence, the equilibrium point P_2 is locally stable or a saddle point depending upon the condition whether $r - q_1E < \frac{\alpha\bar{y}}{1+b\bar{y}}$ or $r - q_1E > \frac{\alpha\bar{y}}{1+b\bar{y}}$ holds true, respectively.

4 We use the Routh-Hurwitz criterion to study the stability behavior of P^* . The Jacobian matrix evaluated at P^* is given by

$$J = \begin{bmatrix} -x^* \left(\frac{r}{K} - \frac{\alpha a y^*}{(1+ax^*)^2(1+by^*)} \right) & \frac{-\alpha x^*}{(1+ax^*)(1+by^*)^2} & 0 \\ \frac{c\alpha y^*}{(1+ax^*)^2(1+by^*)} & -\frac{c\alpha b x^* y^*}{(1+ax^*)(1+by^*)^2} - \delta_1 y^* - \frac{\beta_1 z^*}{y^*} & \beta_1 \\ 0 & \beta & -(\beta_0 + \beta_1) \end{bmatrix}$$

The characteristic equation corresponding to the above Jacobian matrix is

$$\lambda^3 + A\lambda^2 + B\lambda + C = 0,$$

where $A = -(j_{11} + j_{22} + j_{33})$,

$B = j_{11}j_{22} + j_{22}j_{33} + j_{33}j_{11} - j_{12}j_{21} - j_{23}j_{32} - j_{13}j_{31}$,

$C = j_{12}j_{21}j_{33} + j_{11}j_{23}j_{32} + j_{13}j_{31}j_{22} - j_{11}j_{22}j_{33} - j_{12}j_{23}j_{31} - j_{13}j_{21}j_{32}$,

and j_{mn} for $m, n = 1, 2, 3$ represents an entry, in J , in m^{th} row and n^{th} column. All eigenvalues of J will have negative real parts if and only if

$$A > 0, C > 0, \text{ and } AB > C. \tag{4.14}$$

Hence P^* is locally asymptotically stable under conditions (4.14).

Remark 4.4.1. It has been noted that all inequalities in equation (4.14) are satisfied if

$$\frac{\alpha a y^*}{(1+ax^*)^2(1+by^*)} < \frac{r}{K} \tag{4.15}$$

holds. Hence P^* is locally asymptotically stable under condition (4.15).

We will now prove that P^* is globally asymptotically stable under certain conditions in the next theorem.

Theorem 4.4.1. *Let the following inequalities hold:*

$$\frac{\alpha ay^*}{(1+ax^*)(1+by^*)} < \frac{r}{K}, \quad (4.16)$$

$$4\beta\beta_1 < y^*\delta_1(\beta_0 + \beta_1). \quad (4.17)$$

Then P^* is globally asymptotically stable in Ω with respect to all the solutions initiating in the interior of the positive octant.

Proof. Consider the following positive definite function about P^*

$$V = x - x^* - x^* \ln \frac{x}{x^*} + K_1(y - y^* - y^* \ln \frac{y}{y^*}) + \frac{K_2}{2}(z - z^*)^2,$$

where K_1 and K_2 are positive constants to be chosen suitably in the subsequent steps. Differentiating V with respect to t along the solutions of model (4.1), a little algebraic manipulation yields

$$\begin{aligned} \frac{dV}{dt} = & - \left[\frac{r}{K} - \frac{\alpha ay^*}{(1+ax)(1+ax^*)(1+by^*)} \right] (x - x^*)^2 - \left[\frac{K_1 c \alpha b x^*}{(1+by)(1+ax^*)(1+by^*)} \right. \\ & + K_1 \delta_1 + \frac{K_1 \beta_1 z}{yy^*} \left. \right] (y - y^*)^2 - (\beta_0 + \beta_1) K_2 (z - z^*)^2 + \left[\frac{K_1 c \alpha}{(1+by)(1+ax)(1+ax^*)} \right. \\ & \left. - \frac{\alpha}{(1+by)(1+ax)(1+by^*)} \right] (x - x^*)(y - y^*) + \left[\frac{K_1 \beta_1}{y^*} + \beta K_2 \right] (y - y^*)(z - z^*). \end{aligned}$$

Choosing $K_1 = \frac{(1+ax^*)}{c(1+by^*)}$ and $K_2 = \frac{K_1 \beta_1}{\beta y^*}$, we note that $\frac{dV}{dt}$ is negative definite under conditions (4.16) and (4.17). Hence, V is a Liapunov function with respect to all the solutions initiating in the interior of the positive octant, proving the theorem. \square

The above theorem implies that under parametric conditions (4.16) and (4.17), the predator (juvenile and adult both) and prey densities settle down at their interior equilibrium point irrespective of the initial values of their densities at $t = 0$.

Remark 4.4.2. *As long as P^* exists, it is interesting to note here that condition (4.16) implies condition (4.15) because $1 + ax^* > 1$ holds.*

4.5 Optimal Harvesting Policy

The exploitation of biological resources is commonly practiced in fishery, forestry and wildlife management. A management for biological species such as fishery is needed to maintain an ecological balance, which is disrupted due to overexploitation of these renewable resources.

Keeping this in mind, we discuss the optimal harvesting policy, that is to be adopted by the regulatory agency so as to maximize the total discounted net revenue obtained from harvesting prey and predator species using harvesting effort as the control instrument. We wish to investigate the 3D curve (x, y, z) with the optimal harvesting effort E so that the system remains at an optimal equilibrium level.

The net economic revenue to the society

$$\begin{aligned} \pi(x, y, z, E, t) &= \text{net economic revenue to the harvester} + \text{net economic revenue to the regulatory} \\ &\quad \text{agency} \\ &= p_1 q_1 x E + p_2 q_2 y E - c' E, \end{aligned}$$

where c' is the harvesting cost per unit effort, which in turn is given by $c' = c_1 + c_2$, where c_1 is the harvesting cost per unit effort corresponding to the prey species and c_2 is the harvesting cost per unit effort corresponding to the adult predator species, p_1 is the price per unit biomass of x , and p_2 is the price per unit biomass of y . We take p_1, p_2 and c' to be positive constants.

Our problem is to optimize the objective functional

$$R = \int_0^{\infty} e^{-\delta t} (p_1 q_1 E x(t) + p_2 q_2 E y(t) - c' E) dt,$$

subject to the model equation (4.1) by using Pontryagin's Maximum Principle.

We construct the Hamiltonian

$$\begin{aligned} H &= e^{-\delta t} (p_1 q_1 x E + p_2 q_2 y E - c' E) + \lambda_1(t) \left[r x \left(1 - \frac{x}{K} \right) - \frac{\alpha x y}{(1 + a x)(1 + b y)} \right. \\ &\quad \left. - q_1 E x \right] + \lambda_2(t) \left[\frac{c \alpha x y}{(1 + a x)(1 + b y)} - \delta_0 y - \delta_1 y^2 + \beta_1 z - q_2 E y \right] \\ &\quad + \lambda_3(t) [\beta y - (\beta_0 + \beta_1) z], \end{aligned} \quad (4.18)$$

where λ_1, λ_2 and λ_3 are the adjoint variables, E is the control variable subject to the constraint: $0 \leq E \leq E_{max}$. Here E_{max} denotes a feasible upper limit of E subject to the infrastructural support available to fishing/harvesting.

Suppose E is the optimal control and x, y, z are the responses. By the maximum principle, there exist adjoint variables λ_1, λ_2 and λ_3 for $t \geq 0$, such that

$$\frac{d\lambda_1}{dt} = -\frac{\partial H}{\partial x} = -\left[e^{-\delta t} E p_1 q_1 + \lambda_1 \left(r - \frac{2rx}{K} - \frac{\alpha y}{(1 + by)(1 + ax)^2} - q_1 E \right) + \lambda_2 \frac{c \alpha y}{(1 + by)(1 + ax)^2} \right],$$

$$\frac{d\lambda_2}{dt} = -\frac{\partial H}{\partial y} = -\left[e^{-\delta t} E p_2 q_2 - \frac{\alpha x \lambda_1}{(1+ax)(1+by)^2} + \frac{c\alpha x \lambda_2}{(1+ax)(1+by)^2} - \delta_0 \lambda_2 - 2\delta_1 \lambda_2 y - q_2 E \lambda_2 + \lambda_3 \beta \right],$$

$$\frac{d\lambda_3}{dt} = -\frac{\partial H}{\partial z} = -[\lambda_2 \beta_1 - \lambda_3 (\beta_0 + \beta_1)].$$

At the equilibrium point P^* , the above equations reduce to

$$\left(D - \frac{rx^*}{K} + \frac{\alpha ax^* y^*}{(1+ax^*)^2(1+by^*)} \right) \lambda_1 + \left(\frac{c\alpha y^*}{(1+ax^*)^2(1+by^*)} \right) \lambda_2 = -e^{-\delta t} E p_1 q_1,$$

$$\frac{-\alpha x^* \lambda_1}{(1+ax^*)(1+by^*)^2} + \left(D - \delta_1 y^* - \frac{\beta_1 z^*}{y^*} - \frac{c\alpha x^* by^*}{(1+ax^*)(1+by^*)^2} \right) \lambda_2 + \beta \lambda_3 = -e^{-\delta t} E p_2 q_2,$$

$$\beta_1 \lambda_2 + (D - (\beta_0 + \beta_1)) \lambda_3 = 0,$$

where D denotes $\frac{d}{dt}$.

This system of linear differential equations can be solved using the operator method by eliminating λ_2 and λ_3 . Then the reduced differential equation in λ_1 can be written as

$$(a_3 D^3 + a_2 D^2 + a_1 D + a_0) \lambda_1 = M_1 e^{-\delta t}, \quad (4.19)$$

where

$$a_3 = 1, \quad a_2 = t_3 - \beta_0 - \beta_1 - t_2,$$

$$a_1 = t_1 t_4 - \beta_0 t_3 - \beta_1 t_3 - t_2 t_3 + t_2 \beta_0 + t_2 \beta_1 - \beta \beta_1,$$

$$a_0 = t_2 \beta_0 t_3 + t_2 \beta_1 t_3 - \beta \beta_1 t_3 - \beta_0 t_1 t_4 - \beta_1 t_1 t_4,$$

$$M_1 = E p_2 q_2 t_4 \delta + E p_2 q_2 t_4 (\beta_0 + \beta_1) + E p_1 q_1 \beta \beta_1 - E p_1 q_1 t_2 \beta_1 - E p_1 q_1 t_2 \beta_0 - E p_1 q_1 t_2 \delta - E p_1 q_1 \beta_1 \delta - E p_1 q_1 \beta_0 \delta - E p_1 q_1 \delta^2,$$

where

$$t_1 = \frac{-\alpha x^*}{(1+ax^*)(1+by^*)^2},$$

$$t_2 = \delta_1 y^* + \frac{\beta_1 z^*}{y^*} + \frac{c\alpha x^* by^*}{(1+ax^*)(1+by^*)^2},$$

$$t_3 = -\frac{rx^*}{K} + \frac{\alpha ax^* y^*}{(1+ax^*)^2(1+by^*)},$$

$$t_4 = \frac{-c\alpha y^*}{(1+ax^*)^2(1+by^*)}.$$

The solution of equation (4.19) is

$$\lambda_1 = A_1 e^{\alpha_1 t} + A_2 e^{\alpha_2 t} + A_3 e^{\alpha_3 t} + \frac{M_1}{N} e^{-\delta t}, \quad (4.20)$$

where A_i 's ($i = 1, 2, 3$) are arbitrary constants and α_i 's ($i = 1, 2, 3$) are the roots of the auxiliary equation

$$a_3 m^3 + a_2 m^2 + a_1 m + a_0 = 0,$$

$$N = \delta^3 + a_2 \delta^2 + a_1 \delta + a_0 \neq 0.$$

It is clear from (4.20) that λ_1 is bounded if and only if $\alpha_i < 0$ ($i = 1, 2, 3$) or A_i ($i = 1, 2, 3$) are identically zero. For robust calculations, we ignore the cases where $\alpha_i < 0$ ($i = 1, 2, 3$) and take A_i ($i = 1, 2, 3$) are identically zero. Then we have

$$e^{\delta t} \lambda_1 = \frac{M_1}{N}.$$

Proceeding in a similar fashion, we obtain

$$e^{\delta t} \lambda_2 = \frac{M_2}{N},$$

$$e^{\delta t} \lambda_3 = \frac{M_3}{N},$$

where

$$M_2 = \frac{E p_1 q_1 N + t_3 M_1 - \delta M_1}{t_4} \quad \text{and} \quad M_3 = \frac{\beta_1 M_2}{\delta + \beta_0 + \beta_1}.$$

Thus, the shadow prices $e^{\delta t} \lambda_i$ ($i = 1, 2, 3$) remain constant over time in optimal equilibrium when they satisfy the transversality condition at $t = \infty$, ie, when they remain bounded as $t \rightarrow \infty$. From (4.18), we note that Hamiltonian H is linear in the control variable E , hence optimal control will be a combination of the bang-bang control and singular control. A necessary condition for singular control to be optimal [31] is that

$$\frac{\partial H}{\partial E} = e^{-\delta t} (p_1 q_1 x + p_2 q_2 y - c') - \lambda_1 q_1 x - \lambda_2 q_2 y = 0,$$

which gives

$$\lambda_1 q_1 x + \lambda_2 q_2 y = e^{-\delta t} \frac{\partial \pi}{\partial E}. \quad (4.21)$$

Therefore, we may conclude that the total cost of harvest per unit effort (the left hand side of (4.21)) must be equal to the discounted value of the marginal profit of the static effort (the right-hand side of (4.21)) level.

Substituting the values of λ_1 and λ_2 in (4.21), we obtain

$$q_1x\left(p_1 - \frac{M_1}{N}\right) + q_2y\left(p_2 - \frac{M_2}{N}\right) = c'. \quad (4.22)$$

The above equation together with the value of E at the interior equilibrium, namely,

$$E = \frac{r}{q_1} - \frac{rx^*}{q_1K} - \frac{\alpha y^*}{(1+ax^*)(1+by^*)q_1} = \frac{c\alpha x^*}{(1+ax^*)(1+by^*)q_2} - \frac{\delta_0}{q_2} - \frac{\delta_1 y^*}{q_2} + \frac{\beta_1 z^*}{q_2 y^*}, \quad (4.23)$$

gives the optimal equilibrium population $x = x_\delta$ and $y = y_\delta$.

When $\delta \rightarrow \infty$, we have $\frac{M_1}{N} \rightarrow 0$, $\frac{M_2}{N} \rightarrow 0$. Then (4.22) reduces to

$$p_1 q_1 x_\infty + p_2 q_2 y_\infty = c',$$

and hence $\pi(x_\infty, y_\infty, z, E) = 0$. This shows that the economic rent is completely dissipated when the discount rate is infinite. The economic rent can be expressed as

$$\pi = (p_1 q_1 x + p_2 q_2 y - c')E = \frac{(M_1 q_1 x + M_2 q_2 y)E}{N}.$$

We note that M_1 is of $O(\delta^2)$, M_2 and M_3 are $O(\delta^3)$ and N is of $O(\delta^3)$. Thus π is a decreasing function of δ .

4.6 Numerical Results

In the following section, we present some numerical simulations to verify our theoretical results proved in the previous sections by using MATLAB R2017a. For model system (4.1), we choose the following set of values of parameters

$$\begin{aligned} r = 7, K = 10, c = 0.1, \alpha = 0.5, \delta_0 = 1, E = 6, q_1 = q_2 = 1, \\ \beta_0 = 1, \beta_1 = 7, \beta = 10, \delta_1 = 1, a = b = 0.1, \end{aligned} \quad (4.24)$$

For the above set of values of the parameters, conditions in Theorem 4.4.1 for the existence of the interior equilibrium is satisfied. Thus, the positive equilibrium point $P^*(x^*, y^*, z^*)$ is given by

$$x^* = 0.3973, y^* = 1.7662, z^* = 2.2078.$$

We also note that condition (4.14) is satisfied for the set of parameters chosen in (4.24). Thus, the equilibrium point $P^*(x^*, y^*, z^*)$ is locally asymptotically stable. The time series of x, y and z

are presented in Figure 4.1. This figure shows that the density of the prey species decreases with time whereas densities of predator species (mature and immature both) increase with time, and finally settle down at their steady states. It is also observed here that the density of immature predator settles at a larger value than that of the mature predator and prey.

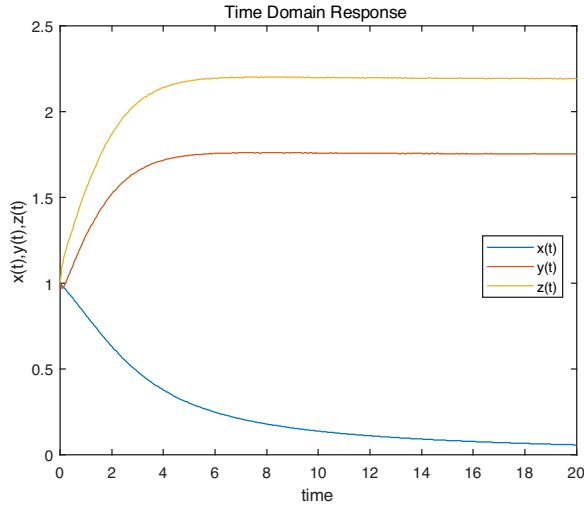


Fig. 4.1: Time series of x, y and z for the set of values of parameters given in 4.24

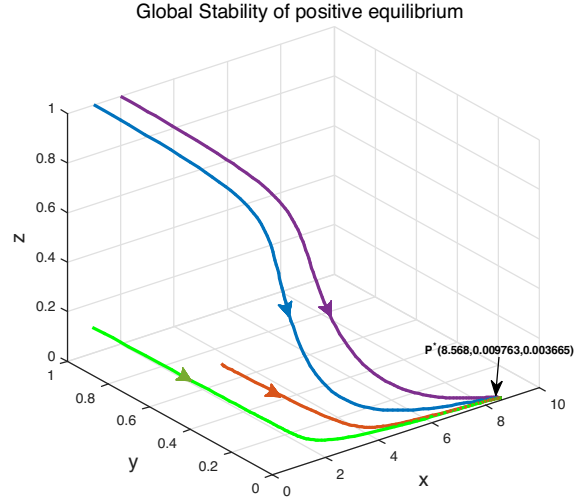


Fig. 4.2: Stable solution in xyz -space for the set of values of parameters given in 4.25

It may be pointed out that the values of parameters chosen in (4.24) satisfy local stability conditions but they do not satisfy global stability conditions. Since conditions obtained in Theorem 4.4.1 are sufficient (not necessary) for the global stability of P^* , hence at this stage we can not say anything about the global stability of P^* .

Now we choose following set of values of parameters:

$$\begin{aligned}
 r = 7, K = 10, c = 1, \alpha = 0.5, \delta_0 = 1, E = 1, q_1 = q_2 = 1, \\
 \beta_0 = 1, \beta_1 = 7, \beta = 3, \delta_1 = 300, a = b = 0.1,
 \end{aligned}
 \tag{4.25}$$

with different initial conditions. These values of the parameters satisfy the global stability conditions of Theorem 4.4.1. The trajectories or solution curves of x, y and z with different initial conditions are plotted in Figure 4.2. From this figure, we note that all the trajectories starting from the different initial conditions converge to the equilibrium point $P^*(8.568, 0.009763, 0.003665)$. This shows that P^* is globally asymptotically stable.

Figure 4.3 shows the behavior of x, y and z for different values of the parameter α . Here, rest of the parameters have the same values as in (4.24). We note that if α (capture rate) is small, then all the three species grow and finally attain its respective steady states. If α increases

beyond a critical value, then prey population decreases, mature and immature populations increase. If α becomes high, then the density of prey species tends to zero.

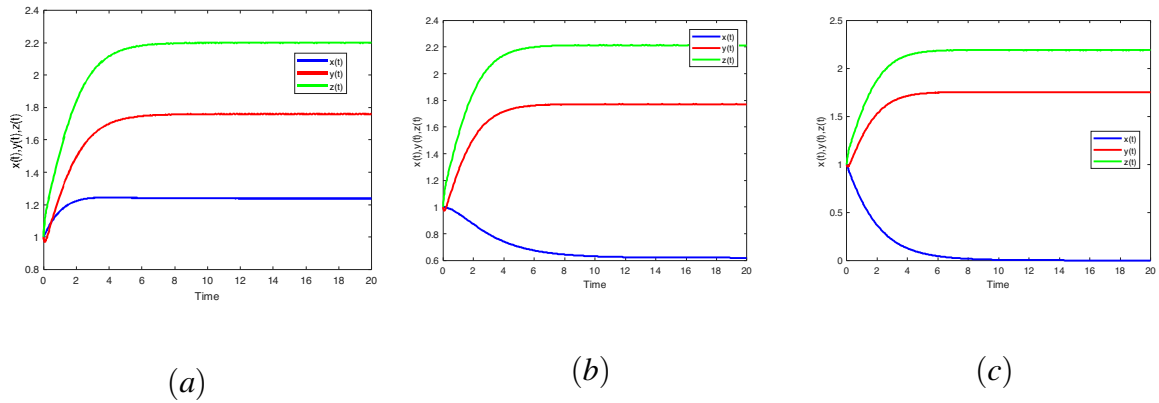


Fig. 4.3: Behavior of x, y and z with time t for different values of $\alpha = 0.1(a), 0.4(b), 1(c)$ and other values are same as in 4.24

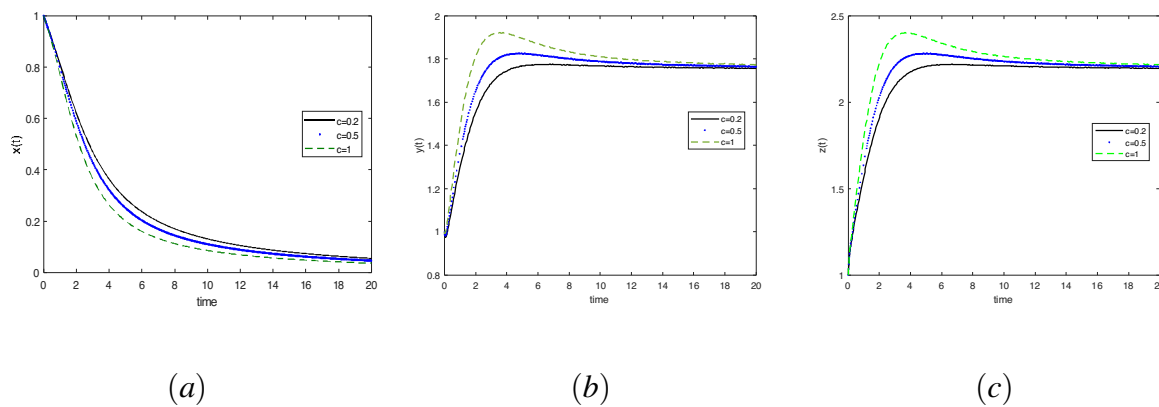


Fig. 4.4: Behavior of x, y and z with time t for different values of $c = 0.2(a), 0.5(b), 1(c)$ and other values are same as in 4.24

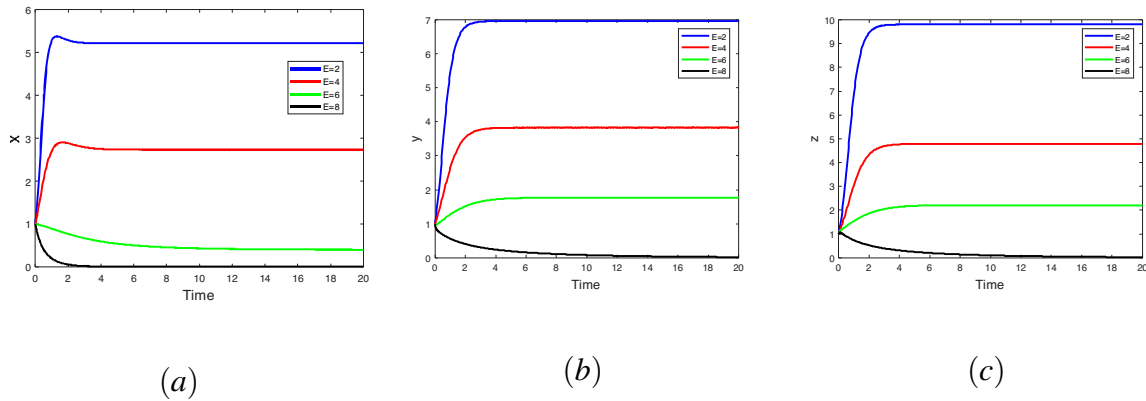


Fig. 4.5: Behavior of x, y and z with time t for different values of E and other values are same as in 4.26

Figure 4.4 shows the behavior of x, y and z for different values of the parameter c . Here, again, rest of the parameters have the same values as in (4.24). In this case, it can be noted that as the value of c increases, the densities of y and z increase but the density of x decreases.

For the optimal harvesting part, we choose the following set of parameters:

$$\begin{aligned} r = 7, K = 10, c = 0.1, \alpha = 0.5, \delta_0 = 1, q_1 = q_2 = 1, \\ \beta_0 = 1, \beta_1 = 7, \beta = 10, \delta_1 = 1, a = b = 0.1. \end{aligned} \tag{4.26}$$

Solving (4.22) and (4.23) simultaneously, we get the optimal values as $x_\delta = 1.001$, $y_\delta = 2.3530$, $z_\delta = 2.94125$ and the optimal value of E is given by $E_\delta = 5.4339$. This value of E is optimal in the sense that for such a value the harvesting agency gets the maximum revenue for the harvest, and all the three species will co-exist at an optimal level.

From Figure 4.5, one can remark that when the value of E is below E_δ , then the prey and predators (mature and immature both) survive, but when the value of E is above E_δ (case of over harvesting), then the population densities of prey and mature predators tend to zero.

Consider a set of parameters as follows:

$$\begin{aligned} r = 3.5, K = 70, c = 0.2, \alpha = 0.5, \delta_0 = 1.2, E = 1, q_1 = q_2 = 1, \\ \beta_0 = 0.2, \beta_1 = 0.25, \beta = 0.4, \delta_1 = 0.3, a = 0.01, b = 1.2. \end{aligned} \tag{4.27}$$

In system (4.1), let $b = 0.1$ and rest of parameters are same as that in (4.27). Then it is easy to note that system (4.1) has a unique interior equilibrium $E^*(27.7097, 2.3121, 2.0552)$ which is globally asymptotically stable as conditions of Theorem 4.4.1 are satisfied. Figures 4.6(a), 4.6(b), 4.6(c) shows the time series analysis and Figure 4.6(d) shows the phase portrait analysis of model system (4.1) for different values of the parameters b . These figures shows that system

is stable if b is small and if b increases beyond a threshold value, the system becomes unstable. Thus the parameter b induces a Hopf-bifurcation in the system.

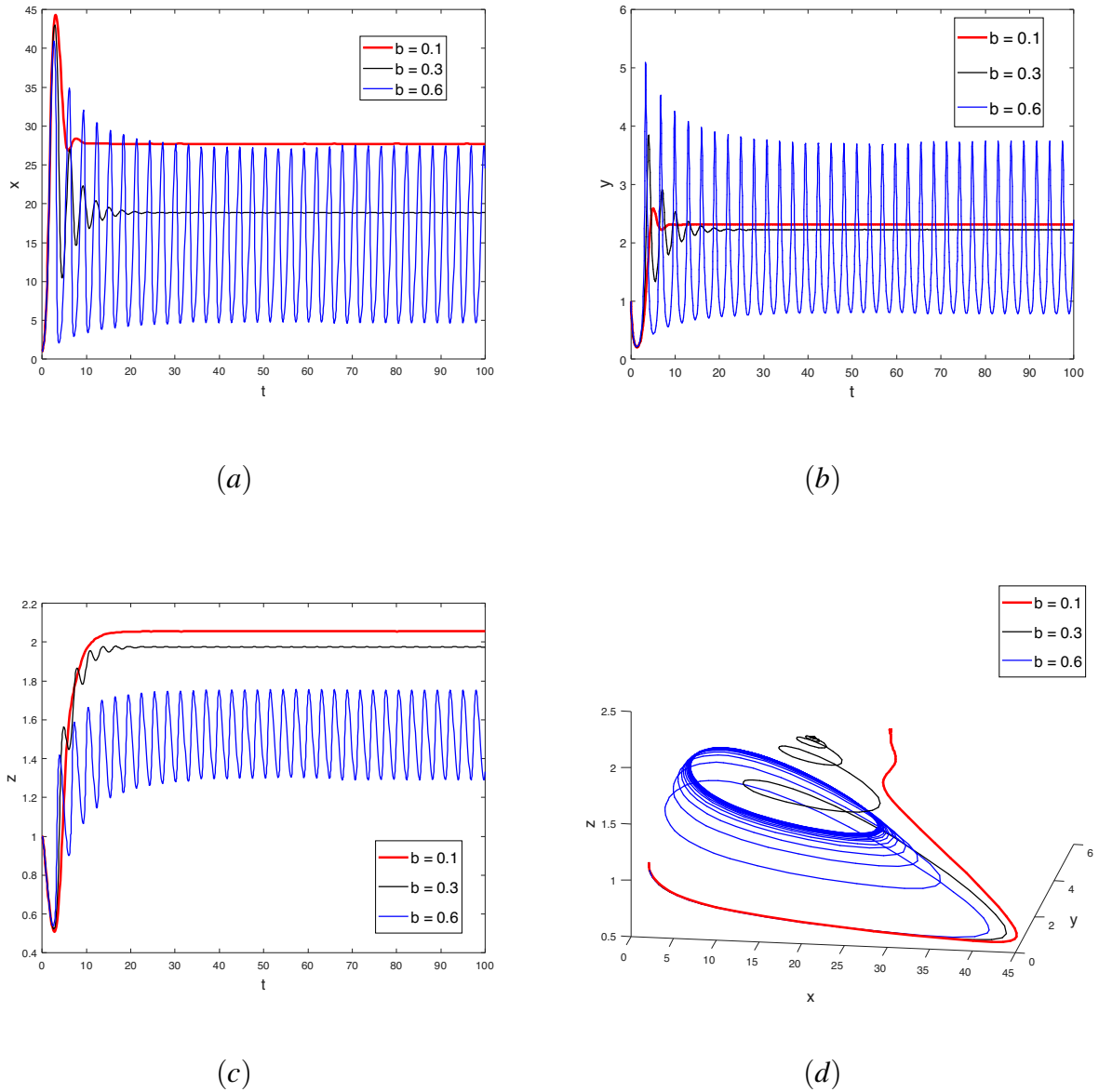


Fig. 4.6: Trajectory of x, y, z and limit cycle with respect to the parameter b and other parameters are same as in (4.27).

In order to consider the importance of parameter δ_1 , let $\delta_1 = 2$ and rest of the parameters are same as that in (4.27). Then system (4.1) has unique positive equilibrium point $E^*(21.7536, 1.3268, 1.1793)$ and conditions of Theorem 4.4.1 are also satisfied. Hence the positive equilibrium point is globally stable. The behavior of x, y and z for different values of

δ_1 are shown in Figure 4.7. This figure shows that δ_1 is also a bifurcation parameter and it changes the instable behavior of the system into stable behavior.

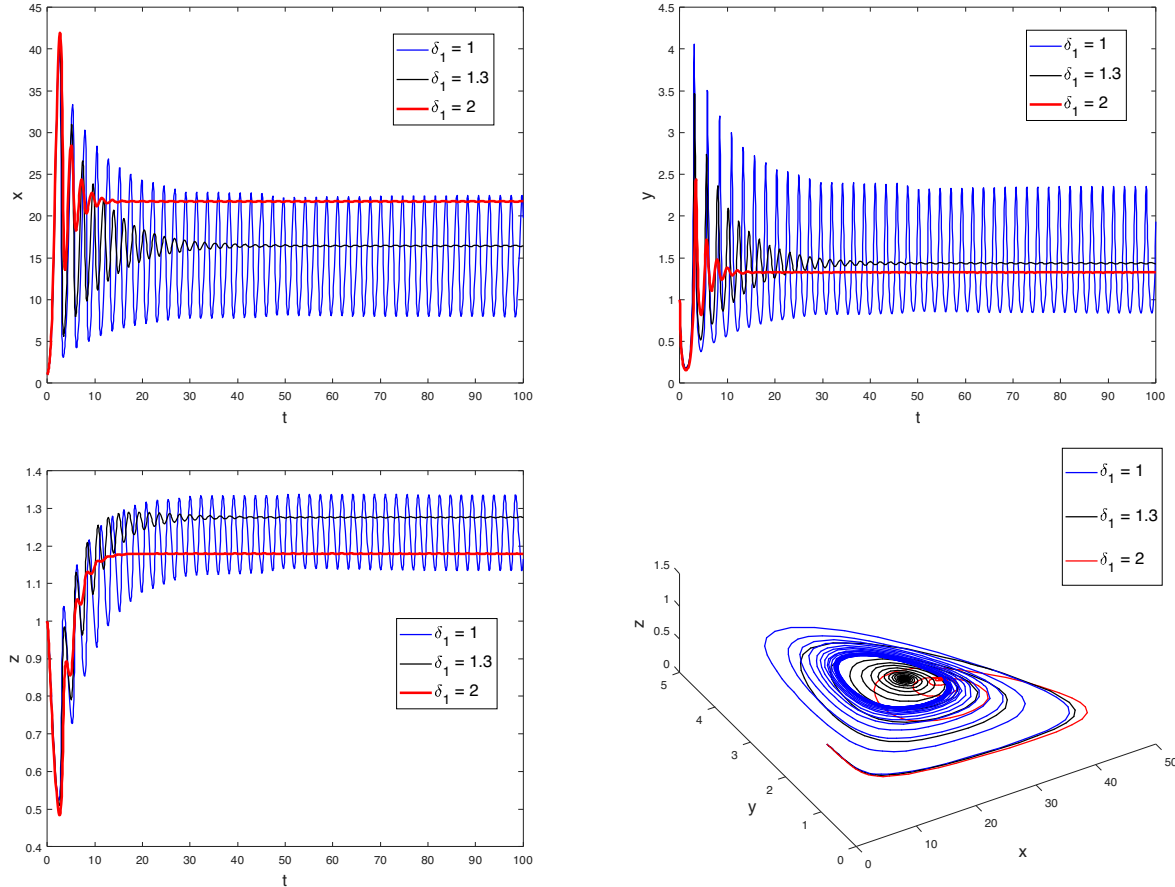


Fig. 4.7: Trajectory of x, y, z and limit cycle with respect to the parameter δ_1 and other parameters are same as in 4.27.

4.7 Conclusions

The proposed model consists of three non-linear differential equations, namely, one for mature predator, one for immature predator and one for the prey. Only the mature predator feeds on the prey, immature predator survives via mature predator and some alternative food. The interaction between prey and mature predator has been taken as the Crowley-martin type which is more realistic in nature. For ecological balance, it has been modeled in the system that only prey and mature predators are harvested while the immature predators are not harvested. An interesting aspect in mathematical ecology is permanence/persistence which ensures the survival of biological entities for all positive initial conditions. If a system exhibits permanence, then the ecological planning on fixed eventual population can be carried out. Analyzing the

system, we have obtained some constraints on the intrinsic growth rate of the prey species for the permanence of the solutions of our system. It has been shown that all solutions of the system are positive and bounded if all the species are initially present. Thus, our proposed model is biologically well behaved. The dynamical modeling of the system's behavior shows that the system under consideration is locally stable around positive interior equilibrium. Also, it has been observed that the system around the positive equilibrium is globally asymptotically stable under certain conditions.

We have studied the optimal harvesting policy using the Pontryagin's Maximum Principle. For economic and biological views of renewable resource management, we studied exploitation of both prey and adult predators. From the point of view of ecological management, in order to plan harvesting strategies and keep sustainable development of ecosystem, we have used harvesting effort as a control parameter and obtained its optimal level E_δ . If applied effort is less than E_δ , all the species will co-exist at an optimal level and ecological balance can be maintained. If applied effort is larger than E_δ , then it represents over-exploitation and the prey-predator system will be in the danger of extinction. Our numerical simulation results obtained in Figure 4.6 and Figure 4.7 show that the parameter b (magnitude of interference among predators) and δ_1 (intra-specific interference among adult predators) play an important role in governing the dynamics of the system. We hope that this chapter will help to understand the dynamics of prey-predator system with harvesting.